



Indoor & Outdoor Waste & Recycling Receptacle Solutions



RECYCLING CAN BE BEAUTIFUL

At Magnuson Group, we believe all furnishings placed within both interior and exterior spaces should provide strong aesthetic value – including waste & recycling receptacles – which up to now, have been considered primarily for their functional purpose alone.

We believe recycling can be beautiful.

We hope as you review the pages of this catalog, you will agree.



As referenced in this catalog, select receptacle families have been tested and certified for indoor Advantage Gold Certification, which is SCS Global Services’ highest level of indoor air quality performance for furniture. The certification assures that furniture products support a healthy indoor environment by meeting strict chemical emission limits for volatile organic compounds (VOCs). To be certified, products must be tested by independent labs for compliance with the ANSI/BIFMA X7.1, for VOC emissions of concern.



VALUTA PG. 4



SOTARE PG. 5



SLOPE PG. 6



UMEA PG. 7



PIC PG. 8



TRADA PG. 9



STILO PG. 10



RIGA PG. 11



STORLEK PG. 12



ZURICH PG. 13



RETTO PG. 14



MECORA PG. 14



BALLOON PG. 15



LAUSANNE PG. 15



SMOKE PG. 16



FUM PG. 16



PUP PG. 17



MY PERSONAL RECYCLER PG. 17



SORTMATE PG. 18



SILO PG. 18



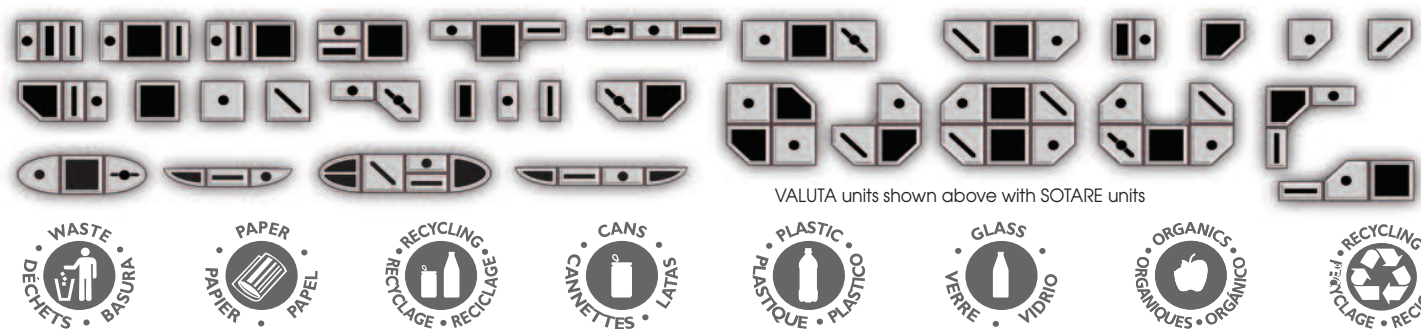
DROP PG. 19



CONEE PG. 19


VALUTA™

Designed by QDesign, VALUTA is a modular family of rectilinear waste & recycling receptacles. Constructed of steel, VALUTA offers 4 sized bodies – 40, 35, 20 and 14-gallon units -each with 4 top options for easy sorting of waste, paper, cans and bottles. VALUTA comes in a variety of powder coat paint colors, and all models include integrated bag arms and an internal rigid liner. VALUTA is also available with locking tops for secure disposal, and all VALUTA units can be configured with the SOTARE family. Made in the USA.



SOTARE™

Designed by QDesign, SOTARE is a modular family of curvilinear waste & recycling receptacles which includes a 34-gallon half-elliptical unit and 2 quarter-elliptical units [left side, right side]. These 3 units combine with 14 available top options to create numerous configurations – in order to create the ideal solution for the client's design aesthetic, recycling program requirements and available footprint. SOTARE units are constructed of powder coat steel and can stand alone or be grouped together. Made in the USA.



SLOPE™

Designed by MG Studio, SLOPE combines steel construction with strong flexibility and design aesthetic; SLOPE features angular top providing accessible and identifiable recycling streams while preventing waste from being left on top of the lid. Available in a 38-gallon and 32-gallon “junior height” unit, SLOPE offers 8 top options with both single and double-top openings for maximum configurability -so SLOPE units can be “single” or “double” units that stand alone or group together. Made in the USA.



SLOPE units shown above with single and double tops



UMEA

Designed by QDesign, UMEA is a receptacle family unmatched in its versatility. Constructed of painted steel and suitable for both indoors and outdoors, UMEA models can be 1, 2 or 3-compartment wide – each with selectable top inserts and corresponding front graphics. All UMEA models include locking front-door access, internal rigid liners and steel side panels; optional features include a sloped or flat hood and choice of side panel cutouts. Available main colors include white, silver and mineral bronze; accent colors include green, blue, orange and yellow. Made in the USA.




PIC

PIC is a versatile family of colorful waste and recycling receptacles. Models are available in five different configurations: single, double, or triple 16-gallon units and single or double 24-gallon units. Manufactured from epoxy-coated steel, and 100% post consumer use recyclable. Available in white or silver bodies with tops in various color finishes.



TRADA™

Designed by MG Studio, TRADA is a 24-gallon painted steel waste receptacle featuring an elegantly curved front. It comes in two models: a standard unit with top openings and another with a step mechanism and soft-close. Both units come standard with an internal liner and bag rings. Bodies available in sky white, britebond silver, or mineral bronze. Top and step in sky white, britebond silver, mineral bronze, sea green, marigold yellow, marine blue, or clementine orange. Made in the USA.



STILO

Designed by S.I., STILO is a painted steel waste container that presents a clean, strong design aesthetic alongside strong functionality which can be paired with tops which are available in white, grey, green, yellow or blue. Featuring high-gloss powder coat paint finishes, STILO offers 26 gallon capacity and is available in a white or anthracite body. All STILO units include an internal rigid liner and removable tops. STILO units can stand alone or group together, and pictograms are available to identify the material(s) designated for each unit.




RIGA

Designed by JM Massana and JM Tremoleda, RIGA is a family of waste receptacles that offers multiple capacities, as well as a combination ash/trash unit and matching umbrella stand. Featuring stainless steel or painted bodies with painted removable tops in a variety of colors, RIGA receptacles' capacities range from 24-gallons to 5-gallons, and presents a square footprint and striking rectilinear aesthetic. RIGA units can stand alone or group together, and all units, especially the large receptacles and combination ash/trash unit, are suitable for use in under-cover exterior environments.



STORLEK™

STORLEK, a large 70-gallon receptacle designed by QDesign, can stand alone or be grouped together, and can be used for both waste & recycling. STORLEK is available with 4 top options – a waste opening, a recycling circle opening, a paper opening, and a tray-top for food service areas. STORLEK models are made of powder-coat steel and include an internal rigid liner along with a locking, hinged front door for quick and easy bag replacement. Made in the USA.



ZURICH

Designed by Joan Gasper, ZURICH is a family of waste receptacles constructed of 100% recyclable galvanized steel that offers 3 size capacities ranging from 26 to 12 gallons. With striking rectilinear design, ZURICH units can stand alone or group together. All ZURICH units feature integrated bag arms, a large top opening and hinged lid for easy emptying – a silver painted steel lid on the large model, and a black polycarbonate lid on the 2 small units. ZURICH units can be supplied with a pictogram on the front panel to indicate the waste stream.



Magnuson Group RETTO



Designed by Mattiussi Ecologia Spa, RETTO is a sturdy, front-loading receptacle with 26-gallon capacity that combines strong functional elements and rectilinear design. Constructed of steel plate finished in textured bronze paint, RETTO features a generous access opening, a locking front door and an internal galvanized liner. RETTO can be secured to the ground and is available with or without an ashtray on top.



Magnuson Group MECORA



MECORA is a strong, durable waste receptacle with 32-gallon capacity which is designed and manufactured to handle the rigor of outdoor environments. Manufactured of steel plate and painted in a textured bronze epoxy finish, MECORA's tapered design provides a single internal compartment with two top openings for easy access under a protective weather lid that is offered with or without an ashtray.



Magnuson Group BALLOON



BALLOON is a colorful, practical waste & recycling solution suitable for both indoor and outdoor environments. Manufactured from 100% recyclable polyethylene with molded-in color and UV treatment, BALLOON units incorporate anti-tamper locking containers with rainproof access openings and bases that can be weighted or fixed to the ground. BALLOON offers both a waste and recycling opening, and can include an ashtray.



Magnuson Group LAUSANNE



LAUSANNE is an attractive, functional waste receptacle with 32-gallon capacity designed for use in outdoor environments. Manufactured from steel plate and available in both satin stainless and painted anthracite body finishes, LAUSANNE features a vented cylindrical body and a silver aluminum top and base. LAUSANNE can be ordered with or without a top ashtray.





SMOKE



Designed by Mattiussi Ecologia Spa, SMOKE is a clean and compact ash and trash combination unit that fits perfectly into any exterior or interior space. Made of steel plate with a textured bronze paint finish, SMOKE offers 6 gallons of waste capacity and a stainless steel grid ash tray. SMOKE has a locking front door with removable internal liner, and can be secured to the ground.




FUM




FUM is a distinguished free-standing ashtray column constructed of painted aluminum that can be secured to the ground. FUM is available in White or Black powder coat paint finishes.



PUP



PUP is a square deskside wastebasket constructed from painted steel. It includes a removable top ring that secures and conceals the internal bag. PUP is 5.5 gallon capacity, and comes in a white or silver body with top rings in various color finishes.



MY PERSONAL RECYCLER



MY PERSONAL RECYCLER integrates sorting of 3 waste & recycling materials into a compact, deskside unit – serving to achieve function and increase sustainability with creative design. Made of recyclable ABS, MY PERSONAL RECYCLER's 2 models both provide 2 concealed containers and 1 instant access compartment. Internal containers can easily be removed for cleaning. MY PERSONAL RECYCLER's top color options include white, green, blue or yellow.





SORTMATE



Designed by Studio Manade, SORTMATE brings a modular, flexible system of sorting waste and recyclables to the workstation. Available in 100% recycled plastic, polypropylene [various colors] or ABS, SORTMATE offers small bins of various sizes that attach to each other. With SORTMATE, additional bins can be added over time as required.



SILO



SILO is a simple, attractive, round steel wastebasket that offers capacity of 3.7 gallons. Available in both brushed stainless steel and black, white or metallic grey paint finishes. SILO is a simple yet elegant desk side solution for any office or conference room.



DROP




Designed by Paloma Gil, DROP is an elegant wastebasket made of painted steel with a stainless steel internal bag ring that will adorn any executive office or conference room. Available in 2 models that offer 9.5 and 7.6 gallon capacity, DROP is available in 3 finish colors including grey, white and black.



CONEE



CONEE is a painted aluminum small waste bin available in Textured Black, Textured White or Textured Forge Grey. Comes standard with an internal bag ring. It has a distinctive and unique cone-like shape. The CONEE family also includes a planter and an umbrella stand.





Local Contact

--