



COMMERCIAL PRICE LIST
AND SPECIFICATIONS
EFFECTIVE APRIL 1, 2023

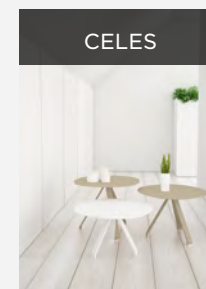








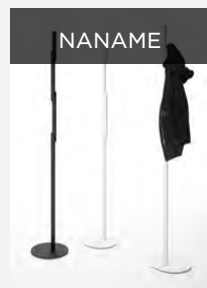

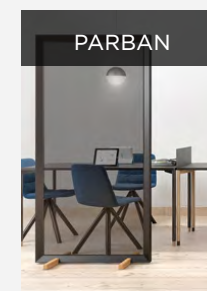








NEOCON NEW PRODUCT INTRODUCTIONS

HOME → NEOCON 2021

Below are Magnuson Group's newest product introductions, on display each year in Chicago at NeoCon in the Merchandise Mart. Click on a product to learn more and access specification details.





Magnuson Makes It Easy

Online Resources



Product Information – Find images, inspiration and more on our website.



Price List – Find US & Canadian pricing online; GSA Advantage & NCPA pricing also available.



Product Animations – These short, catchy videos bring our products to life –check them out!



Downloadable PDFs – Download or share Price Lists, Quick Reference Guide or Product Overview PDFs



Pinterest – Our Pinterest site has high-resolution images, install shots and inspiration for your office!



CAD & Revit Symbols – Request CAD or Revit symbols on our website for space planning.

Factory Resources



Product Samples – Order discounted product samples for your evaluation and use.



Merchandise Mart Showroom – If you're in Chicago, make an appointment to come see us!



Customer Service – Our friendly, helpful & knowledgeable staff is standing by to help.



Literature – All our printed literature is available for free upon request for you or your clients.

Industry Resources

Magnuson Group has partnered with some of the industry's best to ensure our products are easy to access, specify and purchase.



Quick Ship in 5 Days or Less

Bold is Fastest

A number of models and finishes of the products reflected on this page ship in 5 days or less. Please refer to the page referenced below for these specific products, models and finishes—identified in **bold print**—that qualify for Quick Ship. (Please refer to the Quick Ship Program Terms & Conditions.)

Coat Racks

- Office Rak
- Rap Rak
- DS Series



DS SERIES



OFFICE RAK



RAP RAK

Coat Trees

- MET
- PC Wall Series



STAINLESS STEEL SERIES



ALOES MET



PC WALL SERIES



7000 SERIES

Hook Panels, Hook Strips, Hooks & Hangers


- Stainless Steel Series
- K Series Hooks
- Molded Polystyrene Hangers
- Steel Hangers



K-SERIES HOOKS



MOLDED POLYSTYRENE HANGERS



STEEL

Magazine Racks/Chart Holders

- 7000 Series

Freight is Quick and Easy

Two Easy Options

There are two simple ways to price freight on your order:

1. EZ Freight:

- (a) Simply calculate 10% of the Total Order/List Price;
- (b) Note "EZ Freight" on the PO. (Available in Continental US only; minimum order of \$200 List; standard delivery applies.) Truck minimum applies.

2. Freight Quote:

- (a) Simply call us at 1-800-342-5725 and we'll calculate your freight quote on the spot;
- (b) Note "Freight Quote" on the PO

(Please refer to the EZ Freight Program Terms & Conditions, and an example of how to calculate using this method.)

THE MAGNUSON GROUP ENVIRONMENTAL STATEMENT

MANUFACTURING PRACTICES

Manufacturing Process

The manufacturing process with Slope starts with partially recycled steel. The cold rolled carbon steel is formed and given a paint color with a low emitting powder coating.

All steel is sourced locally, within 95 miles of Magnuson Group's headquarters in Woodridge, IL, where final assembly occurs. Magnuson Group's vendors are carefully selected based on craftsmanship, location and environmental practices among other considerations

MAINTENANCE & USE & DISPOSAL

Cleaning

Slope can be cleaned using a damp cloth and mild non-abrasive cleaner.

Ergonomic











Product is designed for ergonomic use, which will continue to service life.

Recycling

At the end of it's life cycle, Slope can be disassembled and recycled. The body is made primarily of steel, one of the most recycled materials on the planet, and the internal rigid liner is made of plastic, which is also easily recyclable. Receptacle is designed to maximixe recycling rates through design, graphics, and signage placement.

MAGNUSON GROUP GENERAL SUSTAINABILITY PRACTICES

Magnuson Group recognizes the importance of being good stewards to the earth. We incorporate positive environmental processes into all facets of the company. Whether the process is administrative in nature, or is in manufacturing, Magnuson Group strives to ensure that environmental concerns are made a part of the system. Some specifics include:

| | Type | Description |
|---|-----------|---|
|  | Steel | All steel scrap is 100% recycled. Steel is manufactured with 30-40% post consumer material and is 100% recyclable. |
|  | Wood | Magnuson Group strives to always source wood from F.S.C. sources. |
|  | Plastics | Plastics are 100% recyclable. |
|  | Fabrics | Fabrics are manufactured from 100% post consumer materials, and is fire rated to: ASTM E-84 Class 1 or A. |
|  | Aluminum | All aluminum scrap is 100% recycled. Aluminum comes from 10-20% post consumer material and is 100% recyclable. |
|  | Packaging | Packaging comes from a minimum of 35% post consumer material and is 100% recyclable. |
|  | Paints | All paints used are certified to be of low VOC content < 50g per liter. They emit no hazardous air pollutants (HAP) or noxious fumes when exposed to fire NFPA 704 Health = 1, Fire = 1, Reactivity = 0. |
|  | Import | We import products from various countries in Europe. Most but not all are certified ISO 9001-14001 Environmental Management Systems. Please contact us if you need further information. |
|  | Paper | All paper and packaging waste is 100% recycled. |
|  | Plating | Plating is kept to the absolute minimum. Our plater's meet or exceed all Illinois EPA, Federal EPA, and OSHA mandated standards; all plating is RoHS compliant. Our plating emits no hazardous air pollutants (HAP) or noxious fumes when exposed to fire. We certify that there is no asbestos in any of the products we manufacture or import for sale. |

TERMS AND CONDITIONS - APRIL 1, 2023 - SPECIFICATIONS AND PRICE LIST

Cash Terms: Net 30 days. A service charge of 1% per month will be assessed on all past due accounts. Custom orders will require a deposit in advance.

First orders by new accounts will be on VISA, MasterCard, Discover, American Express or check in advance. Open accounts may be established upon submission and approval of three trade references and bank information.

Custom Orders: All custom orders require a 50% non-refundable deposit of the total quoted price.

The order will not be processed until the deposit is received.

Non-Stock Orders: All orders for items that are not in stock may require a 50% non-refundable deposit at time of order placement. The order will not be processed until the deposit is received.

Large Orders: Orders over \$10,000 net may require a 25% deposit at time of order placement.

Mail, E-Mail and Fax Orders: Mail, E-mail, and fax are the only acceptable methods of placing orders. If a confirming order is sent, it must be marked "CONFIRMING ORDER". Duplicate orders not marked "CONFIRMING ORDER" are the responsibility of the buyer.

Order Acknowledgement: Magnuson Group will confirm the buyers purchase order.

Delays in Delivery: Magnuson Group will not be held liable for failure to ship or deliver on or by any particular date.

Freight Classification: Classification can vary greatly based upon what and how much is ordered.

Freight Terms: F.O.B. Woodridge, Illinois. Freight charges are prepaid and added to invoice at time of shipment unless 3rd party billing is specified on the order.

Quick Ship Program: Items/colors in **bold print** ship in 5 working days. Quantity is limited to 10 units or less. Quickship items must be on separate P.O. form from standard lead time items.

Title to Merchandise: Once Magnuson Group delivers the product to the carrier, title to the merchandise and risk of loss passes to the buyer. We are not responsible for loss or damage during transit. All freight claims are the responsibility of the purchaser or consignee.

Shipping Damage/Shortage Claims: All shipments should be inspected carefully on delivery, and any apparent damage or shortages noted as exceptions on all copies of the delivery receipt. Notification of shortages or concealed damage must be made to the delivering carrier within 3 days of receipt.

Claims of either visible or concealed damage should be presented without delay to the carrier by the consignee.

Shortage Claims: Shortage claims reported 30 days beyond shipment date will not be honored.

Routing: UPS or Federal Express Ground will be used where size and weight restrictions allow. On larger shipments common carrier will be used.

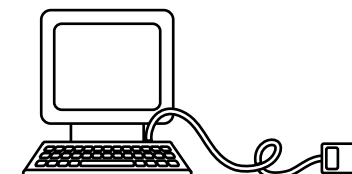
Order Changes: Changes to orders in process are subject to approval and to the same conditions as cancellations.

Cancellations and Returns: Orders in any stage of processing and production may not be cancelled without authorization in writing from Magnuson Group and may be subject to a 50% cancellation fee. If a return is authorized, a minimum restocking charge of 30% will be incurred, return freight pre-paid. Returned goods must be unused and packaged in original cartons within 90 days of original shipping date. Custom orders cannot be returned. Credit will be issued subject to inspection by our receiving department.

Price and Design Changes: All prices are subject to change without notice and prices in effect at time of shipment will prevail. Magnuson Group reserves the right to improve product design, construction and quality without notice. EZ Freight program is subject to change without notice.

Warranty: All products and parts are warranted against defects in material and workmanship for the period of (2) years after shipment. Warranty is void if product is damaged through accident, improper use, abuse, or alteration.

Limitation of Liability: Magnuson Group's liability for any and all losses and damages to buyer resulting from any cause shall be limited only to the replacement or the repair of the product.



For Your Convenience: As an alternative to cash terms, we accept Visa, MasterCard, Discover and American Express.

Save on Shipping Costs: Many items in this line qualify for United Parcel Service routing.

Visit us at our Web Site: www.magnusongroup.com

E-Z FREIGHT PROGRAM

Magnuson Group now offers two options for calculating freight charges.

Option One: Calculate your freight charges using E-Z Freight as follows: Add 10% of the **total order list price** for all products to calculate the freight charge.

Example: 3 OR4A @ \$875.00 = \$2,625.00
1 DS4H @ \$292.00 = \$292.00
\$2,917.00
Total List: \$2,917.00 x 10% = \$291.70
Enter this amount on your order as E-Z Freight.

If E-Z Freight is not noted on your Purchase Order, actual freight will be charged. E-Z Freight applies to the 48 continental states only. Your order must be at least \$200 list to use this program.

A minimum charge of \$195.00 for truck shipments applies.

E-Z Freight calculations are for normal dock delivery only and do not include accessorial charges, such as "Call Before Delivery", "Inside Delivery", etc. which will be billed in addition to the E-Z Freight charges. Contact Customer Service for more information.

Option Two: Contact Customer Service at 800-342-5725 for a freight quote. Note the freight amount on your purchase order.



GSA—We are a multiple contract holder with GSA. Please contact us for information.



UPS and UPS in shield design are registered trademarks of United Parcel Service of America, Inc. Used by permission.

TABLE OF CONTENTS

PRODUCT PRICING
 WEB PAGE
 PRODUCT SPEC PDF

| BENCHES | | |
|----------------------------|--|--|
| RESPIT | | |
| BROCHURE & LEAFLET HOLDER | | |
| DACAPO | | |
| DACAPO I POINT | | |
| COAT HANGERS | | |
| BASIC | | |
| FILO | | |
| GRIP | | |
| HANGER RECEPTACLES | | |
| MIRAC | | |
| MOLDED POLYSTYRENE HANGERS | | |
| STEEL HANGERS | | |
| TUBULUS | | |
| UNIVERSUM | | |
| COAT HOOK STRIPS | | |
| ALOES MEW | | |
| CLIMB | | |
| K SERIES HOOK PANELS | | |
| KOBE | | |
| KROK BOX | | |
| KROK HJH | | |
| MIRAC | | |
| NOMIS | | |
| ONA | | |
| SECOND TREE | | |
| SEI | | |
| SHERWOOD | | |
| SLIDE W | | |
| STAINLESS STEEL | | |
| STAL | | |
| STICKS HJH | | |
| TERTIO H | | |
| TERTIO HA | | |
| TERTIO HD | | |
| TERTIO HJH | | |
| YIN MYIW | | |
| COAT HOOKS | | |

| BAMBU | | |
|------------------------|--|--|
| CANTHA | | |
| K SERIES HOOKS | | |
| KROK HJH-10 | | |
| MIRAC | | |
| PC 550 SERIES | | |
| PC SERIES PANEL/DOOR | | |
| POINTO | | |
| S SERIES | | |
| S-SERIES ANTIMICROBIAL | | |
| SHERWOOD | | |
| STAL | | |
| TERTIO H-K | | |
| TREEHOOKED | | |
| TUBULUS H | | |
| YIN UNDER TABLE HOOK | | |
| COAT HOOKS MAGNETIC | | |
| K-50 MAGNETIC | | |
| KOBE-MA | | |
| KROK MAGNETIC | | |
| MEM | | |
| MYIM/MYIM JR | | |
| NINO MAGNETIC | | |
| OLEA-MA | | |
| SHERWOOD | | |
| TERTIO MAGNETIC | | |
| COAT RACKS | | |
| ARNAGE | | |
| BUTLER | | |
| DS SERIES | | |
| DS SERIES WALL RACKS | | |
| FRAME | | |
| MEGA RAK | | |
| OFFICE RAK | | |
| RAP RAK | | |
| TERTIO | | |
| TERTIO W/K | | |
| TERTIO W2 | | |
| COAT TREES | | |

| ALOES MET | | |
|-------------------------------|--|--|
| BAMBU | | |
| BRANCH | | |
| HELIX | | |
| HULOT | | |
| KOBE | | |
| MIRAC | | |
| NANAME | | |
| PALADINO | | |
| SAGITTA | | |
| SECOND TREE | | |
| SHERWOOD | | |
| SLIDE | | |
| TAIGA | | |
| YIN | | |
| CROWD CONTROL | | |
| STOPPER POINT | | |
| TEMPALINE | | |
| TREC | | |
| DESK ACCESSORIES | | |
| MADISON | | |
| NEW PORT | | |
| NEW PORT HIGH DESK MOUNT | | |
| NEW PORT HIGH FREESTANDING | | |
| NEW WAVE | | |
| REST | | |
| SUM | | |
| SUP | | |
| YOUME | | |
| INFORMATION & GRAPHIC DISPLAY | | |
| IFLAG | | |
| SIGNCODE | | |
| MAGAZINE RACKS | | |
| 7000 SERIES | | |
| COMPACT SOISTES | | |
| CUBIC SOISTES | | |
| FLAP | | |
| IFLAG | | |
| RACK SOISTES | | |



| | | | |
|---------------------------|--|--|--|
| SCOOP | | | |
| USIO | | | |
| WALLMATE SOISTES | | | |
| ZIN | | | |
| MESSAGE BOARD | | | |
| PANTALLA | | | |
| OCCASIONAL TABLES | | | |
| CELES | | | |
| LAURA | | | |
| MILL | | | |
| OXI BISTROT | | | |
| OUTDOOR ASHTRAYS | | | |
| FUM | | | |
| RIGA | | | |
| VESUVIO | | | |
| OUTDOOR SEATING | | | |
| CALMA | | | |
| FLOD | | | |
| ISIDORA | | | |
| ISIDORO | | | |
| JOULE | | | |
| LUCIDO | | | |
| OM BASIC | | | |
| RIVISTA | | | |
| RIVISTA CHAIR | | | |
| STILLA | | | |
| VACANZA | | | |
| OUTDOOR TABLES | | | |
| CELES | | | |
| OXI BISTROT | | | |
| SIM | | | |
| STEP | | | |
| STILLA | | | |
| OUTDOOR WASTE RECEPTACLES | | | |

| | | | |
|-----------------------------|--|--|--|
| BALLOON | | | |
| RE-SQUARE | | | |
| RETTO | | | |
| UMEA | | | |
| PLANTERS | | | |
| CIRKEL | | | |
| CONEE | | | |
| CREPE | | | |
| GREEN CLOUD | | | |
| GREEN LIGHT | | | |
| KASKAD | | | |
| LAURA | | | |
| PIC | | | |
| SANITIZATION & PPE STATIONS | | | |
| HAANDER | | | |
| ISBIT | | | |
| SOLNA FREESTANDING | | | |
| SOLNA WITH RECEPTACLE | | | |
| SHELVING & BOOKSHELVES | | | |
| BALDAS | | | |
| KOKU | | | |
| OSSA | | | |
| USIO | | | |
| SHOWCASES | | | |
| PICTOR | | | |
| SPACE DIVIDERS | | | |
| KP+ | | | |
| MADISON | | | |
| MALVA | | | |
| PARBAN | | | |
| STOOLS | | | |
| CALMA | | | |
| FLOD | | | |
| GINLET | | | |

| | | | |
|---------------------------------|--|--|--|
| ISIDORO | | | |
| RIVISTA | | | |
| UMBRELLA STANDS | | | |
| DRIP | | | |
| DROP-IN | | | |
| FORREIN | | | |
| P70/P100 | | | |
| PLATEA | | | |
| RIGA | | | |
| SILLO | | | |
| SOU | | | |
| YIN | | | |
| WASTE RECEPTACLES | | | |
| BALLOON | | | |
| CIRKEL | | | |
| DROP | | | |
| PIC | | | |
| PUP | | | |
| RE-SQUARE | | | |
| RETTO | | | |
| RIGA | | | |
| RUNDA | | | |
| SILLO | | | |
| SLOPE | | | |
| SLOPE JR. | | | |
| SORTMATE | | | |
| SOTARE | | | |
| STORLEK | | | |
| TRADA | | | |
| UMEA | | | |
| VALUTA | | | |
| VALUTA/SOTARE SIGNAGE | | | |
| WORKSPACE & COLLABORATIVE CARTS | | | |
| HOLD | | | |
| HOLD DAILY | | | |
| STORE | | | |

WASTE RECEPTACLES

HOME → PRODUCTS → WASTE RECEPTACLES



BALLOON

BODY FINISH COLORS



Blue



Green



Grey



Red



White



Yellow

LABEL OPTIONS



Cans



Cans & Bottles



Glass



Organics



Paper



Recycling



Waste

BALLOON labels are a 4"x4" square.

HOW TO ORDER

#1

Select Model

#2

Select Body Color

#3

Select Label

Example Order: BAL-10; Body in Yellow; Paper Label

BASE FINISH COLOR



Black

FINISH COLORS



White Vinyl





Dark Grey Vinyl

ADDITIONAL NOTES

Ships via common carrier.



| LINE ART | MODEL | H | W | D | WEIGHT | DESCRIPTION | COLOR/FINISH | LIST PRICE |
|---|--------|---------|---------|-----------|---------|---|--|------------|
|  | BAL-10 | 39 3/8" | 15 3/8" | 19 15/16" | 29 lbs. | 100% recyclable polythene body with base and internal container of recycled plastic. Waste front opening. Triangular snap lock. Body lifts off base to access internal container for easy emptying of trash. Rectangular base can be weighed down with pea gravel. One standard label included. Capacity 18.5 gallons. | Body in Green, Yellow, Blue, Red, Grey or White. Base in Black | 1,035.00 |
|  | BAL-20 | 39 3/8" | 15 3/8" | 19 15/16" | 29 lbs. | 100% recyclable polythene body with base and internal container of recycled plastic. Circle front opening. Triangular snap lock. Body lifts off base to access internal container for easy emptying of trash. Rectangular base can be weighed down with pea gravel. One standard label included. Capacity 18.5 gallons. | Body in Green, Yellow, Blue, Red, Grey or White. Base in Black | 1,035.00 |

CIRKEL

BODY FINISH COLORS



Black



Lunar White



Anodized Silver


TOP OPENING CHOICES




Counter Balance
Swing Lid
10 7/8" Diameter



Paper / Circle
2"x12 3/16"
5" Diameter



Small Circle
5" Diameter



Paper
2"x12 3/16"



Waste
10 15/16" Diameter

MULTI-LINGUAL LABEL FINISH COLORS



White Vinyl



Black Vinyl



Dark Grey Vinyl



Vivid Blue Vinyl



Cactus Green Vinyl

ADDITIONAL NOTES

Ships via common carrier

Sample chips available.

TOP/BASE FINISH COLORS



Black



Marine Blue



Sea Green



Lunar White



Anodized Silver

MULTI-LINGUAL LABEL OPTIONS



Glass




Landfill



Recycling (Arrows)



Organics



Paper



Compost



Waste



Recycling (Bottles
& Cans)



Plastic



Cans

CIRKEL Labels are 5" high, widths vary.

HOW TO ORDER



Select Model



Select Body Color



Select Top & Base
Color







Select Top Opening
(for CIRKEL-01/01L
only)



Select Label &
Color

Example Order: CIRKEL-01L; Body in Anodized Silver; Marine Blue Top & Base; Waste Top Opening; Organics Label in Vivid Blue



| LINE ART | MODEL | H | W | D | WEIGHT | DESCRIPTION | COLOR/FINISH | LIST PRICE |
|---|------------|---------|---------|-------|---------|--|---|------------|
|  | CIRKEL-01 | 29 1/4" | 15 1/4" | round | 48 lbs. | Round waste receptacle with 19 gallon body and removable bag ring. Comes with choice of one removable top cut out opening. Includes one standard icon. | Body in Lunar White, Black Ral 9011 or Anodized Silver with base and lid available in Marine Blue, Sea Green, Lunar White, Black Ral 9011 or Anodized Silver. | 995.00 |
|  | CIRKEL-01L | 29 1/4" | 15 1/4" | round | 50 lbs. | Round waste receptacle with 19 gallon body, internal rigid liner and removable bag ring. Comes with choice of one removable top cut out opening. Includes one standard icon. | Body in Lunar White, Black Ral 9011 or Anodized Silver with base and lid available in Marine Blue, Sea Green, Lunar White, Black Ral 9011 or Anodized Silver. | 1,135.00 |
|  | CIRKEL-03 | 29 1/4" | 15 1/4" | round | 53 lbs. | Round waste receptacle with 19 gallon body, removable bag ring and removable counterbalanced swing lid. Includes one standard icon. | Body in Lunar White, Black Ral 9011 or Anodized Silver with base and lid available in Marine Blue, Sea Green, Lunar White, Black Ral 9011 or Anodized Silver. | 1,195.00 |
|  | CIRKEL-03L | 29 1/4" | 15 1/4" | round | 55 lbs. | Round waste receptacle with 19 gallon body, internal rigid liner, removable bag ring and removable counterbalanced swing lid. Includes one standard icon. | Body in Lunar White, Black Ral 9011 or Anodized Silver with base and lid available in Marine Blue, Sea Green, Lunar White, Black Ral 9011 or Anodized Silver. | 1,335.00 |
| CIRKEL-GLD | | | | | | Set of 3 adjustable glides for CIRKEL base. | | 53.00 |

DROP

FINISH COLORS



Textured Black



Textured Forge Grey









Textured White

ADDITIONAL NOTES

Ships via UPS

Sample chips available.



| LINE ART | MODEL | H | W | D | WEIGHT | DESCRIPTION | COLOR/FINISH | LIST PRICE |
|---|--------------|-----------|---------|----------|---------|--|--|------------|
|  | DROP-MINI | 12" | 8 7/8" | 8 9/16" | 5 lbs. | Textured painted steel waste bin with internal stainless bag ring. Capacity 3.4 gallons. | Textured White | 360.00 |
|  | DROP-MINI-SO | 12" | 8 7/8" | 8 9/16" | 5 lbs. | Textured painted steel waste bin with internal stainless bag ring. Capacity 3.4 gallons. | Textured Black Ral 9011 or Textured Forge Grey | 395.00 |
|  | DROP-10 | 14 11/16" | 13 3/4" | 8 11/16" | 12 lbs. | Textured painted steel waste bin with internal stainless bag ring. Capacity 7.6 gallons. | Textured White | 485.00 |
|  | DROP-10-SO | 14 11/16" | 13 3/4" | 8 11/16" | 12 lbs. | Textured painted steel waste bin with internal stainless bag ring. Capacity 7.6 gallons. | Textured Black RAL9011 or Textured Forge Grey | 530.00 |
|  | DROP-20 | 18 7/8" | 16 3/4" | 7 1/16" | 15 lbs. | Textured painted steel waste bin with internal stainless bag ring. Capacity 9.5 gallons. | Textured White | 585.00 |
|  | DROP-20-SO | 18 7/8" | 16 3/4" | 7 1/16" | 15 lbs. | Textured painted steel waste bin with internal stainless bag ring. Capacity 9.5 gallons. | Textured Black RAL9011 or Textured Forge Grey | 640.00 |

PIC

BODY FINISH COLORS



Silver



White

TOP FINISH COLORS



Silver



White



Chocolate



Blue



Green



Red



Yellow

PIC-60 TOP OPENING CHOICES



PIC-60 Waste
7 5/8" X 7 5/8"



PIC-60 Paper
8 7/16" X 2 1/8"



PIC-60 Circle
4 1/4" Diameter



PIC-60 Swing Lid
8 9/16" X 8 9/16"

PIC-90R TOP OPENING CHOICES



PIC-90 Waste
7 11/16" X 13 9/16"



PIC-90 Paper
8 7/16" X 2 1/8"



PIC-90 Circle
4 1/4" Diameter



PIC-90 Swing Lid
8 9/16" X 8 9/16"

MULTI-LINGUAL LABEL OPTIONS



Cans



Compost



Glass



Recycling (Arrows)



Landfill



Organics



Paper



Plastic



Recycling (Bottles
& Can)



Waste

MULTI-LINGUAL LABEL FINISH COLORS



Traffic Grey Vinyl



White Vinyl

PIC Labels are 5 1/2" high by 5 1/2" wide.

HOW TO ORDER

#1

Select Model

#2

Select Body Color

#3

Select Top
Opening(s) &
Color(s)

#4

Select Label(s)

Example Order: PIC-2x60; White Body; Waste Left Opening in Silver, Paper Right Opening in Blue; Waste Label on Left, Paper Label on Right.



ADDITIONAL NOTES

Ships via common carrier.

PIC units with White bodies have Grey labels & PIC units with Silver bodies have White labels.

Sample chips available.

| LINE ART | MODEL | H | W | D | WEIGHT | DESCRIPTION | COLOR/FINISH | LIST PRICE |
|----------|---------------|-----------|-----------|---------|---------|---|--|------------|
| | PIC-60 | 26 15/16" | 11 7/8" | 11 7/8" | 15 lbs. | Single compartment painted steel waste receptacle with 16 gallon body, internal bag ring and removable top. Includes one label. | White or Silver body, top in Blue, Green, Red, Yellow, Chocolate, White or Silver | 945.00 |
| | PIC-2x60 | 26 15/16" | 23 5/8" | 11 7/8" | 31 lbs. | Double compartment painted steel waste receptacle with 32 gallon body, internal bag rings and removable tops (choose 2). Includes two labels. | White or Silver body, tops in Blue, Green, Red, Yellow, Chocolate, White or Silver | 1,495.00 |
| | PIC-3x60 | 26 15/16" | 35 5/16" | 11 7/8" | 50 lbs. | Triple compartment painted steel waste receptacle with 48 gallon body, internal bag rings and removable tops (choose 3). Includes three labels. | White or Silver body, tops in Blue, Green, Red, Yellow, Chocolate, White or Silver | 2,165.00 |
| | PIC-90R | 26 15/16" | 17 11/16" | 11 7/8" | 22 lbs. | Single compartment painted steel waste receptacle with 24 gallon body, internal bag ring and removable top. Includes one label. | White or Silver body, top in Blue, Green, Red, Yellow, Chocolate, White or Silver | 1,055.00 |
| | PIC-2x90R | 26 15/16" | 35 5/16" | 11 7/8" | 50 lbs. | Double compartment painted steel waste receptacle with 48 gallon body, internal bag rings and removable tops (choose two). Includes two labels. | White or Silver body, tops in Blue, Green, Red, Yellow, Chocolate, White or Silver | 2,115.00 |
| | PIC-60-SWING | | | | | Square counterbalanced swing lid with magnetic soft close. For use with PIC-60, PIC-2x60 & PIC-3x60 | Outside frame in White or Silver; Swing Lid in Blue, Green, Red, Yellow, Chocolate, Silver or White. | 275.00 |
| | PIC-90R-SWING | | | | | Rectangular counterbalanced swing lid with magnetic soft close. For use with PIC-90R & PIC-2x90R | Outside frame in White or Silver; Swing Lid in Blue, Green, Red, Yellow, Chocolate, Silver or White. | 315.00 |

PUP

BODY FINISH COLORS



Silver



White

TOP FINISH COLORS



Silver



White



Blue



Green



Yellow



Red

HOW TO ORDER



Select Model



Select Body Color






Select Top Ring Color

Example Order: PUP with White Body and Blue Top Ring

ADDITIONAL NOTES

Ships via UPS

|  | LINE ART | MODEL | H | W | D | WEIGHT | DESCRIPTION | COLOR/FINISH | LIST PRICE |
|---|---|--------|---------|----------|----------|--------|---|---|------------|
| |  | PUP | 13 7/8" | 9 13/16" | 9 13/16" | 9 lbs. | Square metal waste basket with removable top ring that conceals the internal waste bag. Capacity 5.5 gallons. | White body with top ring in White, Blue, Green, Silver, Yellow or Red. | 275.00 |
| |  | PUP-SO | 13 7/8" | 9 13/16" | 9 13/16" | 9 lbs. | Square metal wastebasket with removable top ring that conceals the internal waste bag. Capacity 5.5 gallons. | Silver body with top ring in White, Blue, Green, Silver, Yellow or Red. | 310.00 |

RE-SQUARE

TOP OPENING CHOICES



Square
6 5/16"x6 5/16"



Circle
6 5/16" Diameter

TOP LABEL OPTIONS



Cans



Compost



Glass



Landfill



Organics



Paper



Plastic



Recycling



Waste

RE-SQUARE Top Labels are 2 5/8" high by 9 7/8" wide.

MULTI-LINGUAL LABEL OPTIONS



Cans



Compost



Glass



Landfill



Organics



Paper



Plastic



Recycling (Arrows)



Recycling (Bottles
& Cans)



Waste

RE-SQUARE Body Labels are 9" diameter in size.

MULTI-LINGUAL LABEL COLORS



White

HOW TO ORDER



Select Model



Select Top Insert
Color



Select Label(s)

Example Order: RE-SQUARE-10; Top Insert in Blue; Cans Labels



ADDITIONAL NOTES

Ships via common carrier

RE-SQUARE units come with White labels.

Sample chips available.



| LINE ART | MODEL | H | W | D | WEIGHT | DESCRIPTION | COLOR/FINISH | LIST PRICE |
|---|----------------|---------|-----|---------|---------|--|--|------------|
|  | RE-SQUARE-10 | 39 1/4" | 19" | 20 3/8" | 25 lbs. | Polyethylene body and top with square opening insert. Comes with hinged lid with bag holder. Can be ballasted to the ground with a sandbag if desired. Two labels included: one on top of lid and on front of body. Capacity 36 gallons. | Body and Top in Dark Grey. Top insert in Blue, White or Green. | 825.00 |
|  | RE-SQUARE-11 | 39 1/4" | 19" | 20 3/8" | 25 lbs. | Polyethylene body and top with circle opening insert. Comes with hinged lid with bag holder. Can be ballasted to the ground with a sandbag if desired. Two labels included: one on top of lid and on front of body. Capacity 36 gallons. | Body and Top in Dark Grey. Top insert in Blue, White or Green. | 825.00 |
| | RE-SQUARE-LOCK | | | | | Add-on lock compatible with all Re-Square models. Comes with one key. | Black | 60.00 |

LABEL OPTIONS



Cans



Cans & Bottles



Glass



Organics



Paper



Recycling



Waste

RETTO labels are a 4"x4" square.

FINISH COLORS



Textured Bronze

MULTI-LINGUAL LABEL FINISH COLORS



White Vinyl

HOW TO ORDER



Select Model



Select Label

Example Order: RETTO-01 with Glass Label

ADDITIONAL NOTES

Ships via common carrier.

Sample chips available.



| LINE ART | MODEL | H | W | D | WEIGHT | DESCRIPTION | COLOR/FINISH | LIST PRICE |
|----------|----------|-----------|-----------|---------|---------|--|-----------------|------------|
| | RETTO-01 | 43 13/16" | 17 11/16" | 18 7/8" | 93 lbs. | Outdoor waste receptacle with front opening and galvanized liner. Locking front door with concealed hinges. Capacity 26.4 gallons. One standard label included. | Textured Bronze | 1,575.00 |
| | RETTO-02 | 43 13/16" | 17 11/16" | 18 7/8" | 93 lbs. | Outdoor waste receptacle with front opening and galvanized liner. Includes rectangular stainless steel ashtray on lid. Locking front door with concealed hinges. Capacity 26.4 gallons. One standard label included. | Textured Bronze | 1,975.00 |

RIGA

BODY FINISH COLORS



Stainless Steel RAL 9006

TOP OPENING OPTIONS



Riga 10/20
4 11/16"Hx4 11/16"W



Riga 30/40
6 7/8"Hx6 7/8"W

TOP FINISH COLORS



Silver

HOW TO ORDER

#1

Select Model

#2

Select Top Color

Example Order: RIGA-20-P with Top in Blue RAL 5000

ADDITIONAL NOTES




Riga-10 ships via UPS; Riga-20/30/40 ship via common carrier.

Riga Stainless Steel units are suitable for outdoor use under cover.

Sample chips available.



| LINE ART | MODEL | H | W | D | WEIGHT | DESCRIPTION | COLOR/FINISH | LIST PRICE |
|----------|----------|-----------|----------|----------|---------|---|--|------------|
| | RIGA-10 | 19 5/16" | 9 13/16" | 9 13/16" | 11 lbs. | Stainless steel waste receptacle with painted top and plastic base. Integrated bag ring. Top lifts out to change bag. Capacity 5.3 gallons. | Stainless Steel body with painted top in Silver RAL 9006. | 905.00 |
| | RIGA-10P | 19 5/16" | 9 13/16" | 9 13/16" | 11 lbs. | Painted steel waste receptacle with integrated bag ring and plastic base. Top lifts out to change bag. Capacity 5.3 gallons. | While Supplies Last. Grey White RAL 9002 painted body with painted top in Silver RAL 9006. | 675.00 |
| | RIGA-20 | 27 15/16" | 9 13/16" | 9 13/16" | 15 lbs. | Stainless steel waste receptacle with painted top and plastic base. Integrated bag ring. Top lifts out to change bag. Capacity 7.9 gallons. | Stainless Steel body with painted top in Silver RAL 9006. | 1,150.00 |
| | RIGA-20P | 27 15/16" | 9 13/16" | 9 13/16" | 15 lbs. | Painted steel waste receptacle with integrated bag ring and plastic base. Top lifts out to change bag. Capacity 7.9 gallons. | While Supplies Last. Grey White RAL 9002 painted body with painted top in Silver RAL 9006. | 715.00 |
| | RIGA-30 | 28 3/4" | 12 3/16" | 12 3/16" | 19 lbs. | Stainless steel waste receptacle with painted top. Integrated bag ring. Top lifts out to change bag. Capacity 13.2 gallons. | Stainless Steel body with painted top in Silver RAL 9006. | 1,315.00 |

| | | | | | | | | |
|---|----------|-----------|----------|----------|---------|---|--|----------|
|  | RIGA-30P | 28 3/4" | 12 3/16" | 12 3/16" | 19 lbs. | Painted steel waste receptacle with integrated bag ring. Top lifts out to change bag. Capacity 13.2 gallons. | While Supplies Last. Grey White RAL 9002 painted body with painted top in Silver RAL 9006. | 820.00 |
|  | RIGA-40 | 29 15/16" | 13 3/4" | 13 3/4" | 22 lbs. | Stainless steel waste receptacle with painted top. Integrated bag ring. Top lifts out to change bag. Capacity 23.8 gallons. | Stainless Steel body with painted top in Silver RAL 9006. | 1,485.00 |
|  | RIGA-40P | 29 15/16" | 13 3/4" | 13 3/4" | 22 lbs. | Painted steel waste receptacle with integrated bag ring. Top lifts out to change bag. Capacity 23.8 gallons. | While Supplies Last. Grey White RAL 9002 painted body with painted top in RAL 9006 Aluminum. | 950.00 |

RUNDA

FINISH COLORS



Textured Black





Textured White



ADDITIONAL NOTES

Ships via UPS.
Sample chips available.

| LINE ART | MODEL | H | W | D | WEIGHT | DESCRIPTION | COLOR/FINISH | LIST PRICE |
|---|-----------|-----|-----|-----|--------|---|--|------------|
|  | RUNDA | 13" | 10" | 10" | 7 lbs. | Round painted steel deskside receptacle with internal bag ring and angled top. 3.4 gallon capacity. | Textured Black Ral 9011 or Textured White 9010 | 225.00 |
|  | RUNDA-10+ | 13" | 10" | 10" | 7 lbs. | Volume discount for an order of 10 or more RUNDA units. Round painted steel deskside receptacle with internal bag ring and angled top. 3.4 gallon capacity. | Textured Black Ral 9011 or Textured White 9010 | 205.00 |

SILO



ADDITIONAL NOTES

Ships via UPS

Stainless steel of Silo is Grade 430.

Sample chips available.



| LINE ART | MODEL | H | W | D | WEIGHT | DESCRIPTION | COLOR/FINISH | LIST PRICE |
|---|-------------|-----------|----------|-------|--------|---------------------------------------|--|------------|
|  | SPB-2538 | 14 15/16" | 9 13/16" | round | 6 lbs. | Metal waste bin. Capacity 3.7 gallons | Black 9311, White 9310 or Metallic Grey 9306 | 265.00 |
|  | SPB-2538-SS | 14 15/16" | 9 13/16" | round | 6 lbs. | Metal waste bin. Capacity 3.7 gallons | Brushed Stainless Steel | 495.00 |

SLOPE

BODY FINISH COLORS



Anodized Silver



Dark Anthracite



Lunar White

TOP FINISH COLORS



Anodized Silver



Dark Anthracite



Lunar White



Capri Blue



Copper Brown



Fern Green

TOP OPENING CHOICES



Waste
8"Hx9"W



Paper
2"Hx12"W



Recycling
9"Hx4 1/4"W

DOUBLE TOP OPENING CHOICES



Waste / Waste
9 1/16"Hx5"W



Waste / Recycling
9 1/16"Hx5"W
9 1/16"Hx4 1/2"W



Waste / Paper
9 1/16"Hx5"W
9 1/16"Hx2"W



Recycling / Recycling
9 1/16"Hx4 1/2"W
9 1/16"Hx4 1/2"W



Recycling / Paper
9 1/16"Hx4 1/2"W
9 1/16"Hx2"W

STANDARD ENGLISH LABEL OPTIONS




Waste



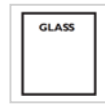
Paper



Recycling



Plastic



Glass



Organics



Cans



Compost



Landfill

SLOPE Labels are 1.2" high, widths vary.

SLOPE DOUBLE Labels are 1" high, widths vary.

MULTI-LINGUAL LABEL OPTIONS



Cans



Compost



Glass



Landfill



Organics



Paper



Plastic



Recycling (Arrows)



Recycling (Bottles
& Cans)



Waste

SLOPE Multi Lingual Labels are 4 5/8" diameter in size.

MULTI-LINGUAL LABEL FINISH COLORS



Black Vinyl



Cactus Green Vinyl



Dark Grey Vinyl



Sunflower Vinyl



Vivid Blue Vinyl



White Vinyl

ADDITIONAL NOTES

Ships via common carrier

SLOPE units with White bodies have Dark Grey labels as a default & SLOPE units with Silver or Dark Anthracite bodies have White labels as a default.

Specify on order if Multi Lingual label is to be supplied in lieu of standard English label.

Single top opening units include one label, double top openings include two labels. Labels are placed on top of lid above top opening. Labels for double top units will be printed in slightly smaller font size in order to ensure fit.

Sample chips available.


HOW TO ORDER



Select Model



Select Body Color



Select Top Color



Select Top Opening(s)



Select Label(s)

Example Order: Model # SLP-02L-DBL / #1 Dark Anthracite Body / #2 Capri Blue Top / #3 Recycling/Recycling Opening / #4 Cans label on left side, Plastic Label on right side.



| LINE ART | MODEL | H | W | D | WEIGHT | DESCRIPTION | COLOR/FINISH | LIST PRICE |
|----------|-------------|-----|---------|---------|--------|---|--|------------|
| | SLP-01 | 38" | 16 7/8" | 18 1/8" | 35 lbs | Painted steel waste receptacle with 38 gallon body, single top opening, integrated bag arms and non-skid glides. | Body in Anodized Silver, Dark Anthracite or Lunar White. Top in Anodized Silver, Dark Anthracite, Lunar White, Capri Blue, Copper Brown or Fern Green. | 845.00 |
| | SLP-01L | 38" | 16 7/8" | 18 1/8" | 43 lbs | Painted steel waste receptacle with 38 gallon body, internal rigid liner, single top opening, integrated bag arms and non-skid glides. | Body in Anodized Silver, Dark Anthracite or Lunar White. Top in Anodized Silver, Dark Anthracite, Lunar White, Capri Blue, Copper Brown or Fern Green. | 895.00 |
| | SLP-01L-DBL | 38" | 16 7/8" | 18 1/8" | 43 lbs | Painted steel waste receptacle with 38 gallon body, internal rigid liners, double top opening, integrated bag arms and non-skid glides. | Body in Anodized Silver, Dark Anthracite or Lunar White. Top in Anodized Silver, Dark Anthracite, Lunar White, Capri Blue, Copper Brown or Fern Green. | 1,245.00 |
| SLP-GLD | | | | | | Optional adjustable glides (must be ordered at same time as unit). | Black | 72.00 |

SLOPE JR.

BODY FINISH COLORS



Anodized Silver



Dark Anthracite



Lunar White

TOP FINISH COLORS



Anodized Silver



Dark Anthracite



Lunar White



Capri Blue



Copper Brown



Fern Green

TOP OPENING CHOICES



Waste
8"Hx9"W



Paper
2"Hx12"W



Recycling
9"Hx4 1/4"W

DOUBLE TOP OPENING CHOICES



Waste / Waste
9 1/16"Hx5"W



Waste / Recycling
9 1/16"Hx5"W
9 1/16"Hx4 1/2"W



Waste / Paper
9 1/16"Hx5"W
9 1/16"Hx2"W



Recycling / Recycling
9 1/16"Hx4 1/2"W
9 1/16"Hx4 1/2"W



Recycling / Paper
9 1/16"Hx4 1/2"W
9 1/16"Hx2"W

STANDARD ENGLISH LABEL OPTIONS



Waste



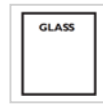
Paper



Recycling



Plastic




Glass



Organics



Cans



Compost



Landfill

SLOPE Labels are 1.2" high, widths vary.

SLOPE DOUBLE Labels are 1" high, widths vary.

MULTI-LINGUAL LABEL OPTIONS



Cans



Compost



Glass



Landfill



Organics



Paper



Plastic



Recycling (Arrows)



Recycling (Bottles
& Cans)



Waste

SLOPE Multi Lingual Labels are 4 5/8" diameter in size.

MULTI-LINGUAL LABEL FINISH COLORS



Black Vinyl



Cactus Green Vinyl



Dark Grey Vinyl



Sunflower Vinyl



Vivid Blue Vinyl



White Vinyl

ADDITIONAL NOTES

Ships via common carrier

Specify on order if Multi Lingual Label is to be supplied in lieu of standard English label.

Single top opening units include one label, double top openings include two labels. Labels are placed on top of lid above top opening. Labels for double top units will be printed in slightly smaller font size in order to ensure fit.

Sample chips available.

HOW TO ORDER



Select Model



Select Body Color



Select Top Color



Select Top Opening(s)



Select Label(s)

Example Order: Model # SLP-02L-DBL / #1 Dark Anthracite Body / #2 Capri Blue Top / #3 Recycling/Recycling Opening / #4 Cans label on left side, Plastic Label on right side.



| LINE ART | MODEL | H | W | D | WEIGHT | DESCRIPTION | COLOR/FINISH | LIST PRICE |
|----------|-------------|-----|---------|---------|---------|---|--|------------|
| | SLP-02 | 32" | 16 7/8" | 18 1/8" | 32 lbs. | Painted steel waste receptacle with 32 gallon body, single top opening, integrated bag arms and non-skid glides. | Body in Anodized Silver, Dark Anthracite or Lunar White. Top in Anodized Silver, Dark Anthracite, Lunar White, Capri Blue, Copper Brown or Fern Green. | 755.00 |
| | SLP-02L | 32" | 16 7/8" | 18 1/8" | 40 lbs. | Painted steel waste receptacle with 32 gallon body, internal rigid liner, single top opening, integrated bag arms and non-skid glides. | Body in Anodized Silver, Dark Anthracite or Lunar White. Top in Anodized Silver, Dark Anthracite, Lunar White, Capri Blue, Copper Brown or Fern Green. | 855.00 |
| | SLP-02L-DBL | 32" | 16 7/8" | 18 1/8" | 40 lbs | Painted steel waste receptacle with 32 gallon body, internal rigid liners, double top opening, integrated bag arms and non-skid glides. | Body in Anodized Silver, Dark Anthracite or Lunar White. Top in Anodized Silver, Dark Anthracite, Lunar White, Capri Blue, Copper Brown or Fern Green. | 1,225.00 |
| | SLP-GLD | | | | | Optional adjustable glides (must be ordered at same time as unit). | Black | 72.00 |

SORTMATE

BODY FINISH COLORS



Silver



White



Black

TOP FINISH COLORS



Silver



White



Black



Blue



Green



Red



Yellow

HOW TO ORDER

#1

Select Base Model
(TR-10 or TR-50)

#2

Select Optional
Accompanying
Hanging Side
Models (TR-20 or
TR-30)






#3







Select Optional
Corresponding
Colored Lids (TR-
40, TR-51 or TR-11)

ADDITIONAL NOTES

Ships via UPS



| LINE ART | MODEL | H | W | D | WEIGHT | DESCRIPTION | COLOR/FINISH | LIST PRICE |
|---|-----------|---------|----------|----------|--------|---------------------------|-------------------------------|------------|
|  | TR-10-REC | 13 3/8" | 13 1/16" | 9 5/8" | 5 lbs. | 6.9 gallon main bin | Recycled Black polypropylene | 98.00 |
|  | TR-10-PP | 13 3/8" | 13 1/16" | 9 5/8" | 5 lbs. | 6.9 gallon main bin | White or Silver polypropylene | 135.00 |
|  | TR-20-REC | 13 5/8" | 9 5/16" | 6 13/16" | 3 lbs. | 2.4 gallon large side bin | Recycled Black polypropylene | 66.00 |
|  | TR-20-PP | 13 5/8" | 9 5/16" | 6 13/16" | 3 lbs. | 2.4 gallon large side bin | White or Silver polypropylene | 91.00 |
|  | TR-30-REC | 7 3/16" | 9 5/16" | 6 13/16" | 1 lb. | 1.3 gallon small side bin | Recycled Black polypropylene | 46.00 |

| | | | | | | | | |
|---|-----------|---------|----------|----------|---------|-----------------------------|--|--------|
|  | TR-30-PP | 7 3/16" | 9 5/16" | 6 13/16" | 1 lb. | 1.3 gallon small side bin | White or Silver polypropylene | 60.00 |
|  | TR-40 | N/A | 9 5/16" | 6 13/16" | 1/4 lb. | Lid for TR20 and TR30 | White, Black, Blue, Red, Green, Yellow or Silver | 33.00 |
|  | TR-50-REC | 13 5/8" | 10 1/16" | 10 3/16" | 4 lbs. | 4.75 gallon bin | Recycled Black polypropylene | 72.00 |
|  | TR-50-PP | 13 5/8" | 10 1/16" | 10 3/16" | 4 lbs. | 4.75 gallon bin | White or Silver polypropylene | 138.00 |
|  | TR-51 | N/A | 6 3/8" | 10" | 1/2 lb. | Painted Steel Lid for TR-50 | White, Silver, Black, Red, Green, Yellow, Blue | 60.00 |
|  | TR-11 | N/A | 9 13/16" | 10 7/8" | 1 lb. | Painted Steel Lid for TR-10 | White, Silver, Black, Red, Green, Yellow, Blue | 56.00 |

SOTARE

BODY FINISH COLORS



Bronze Metallic



Anodized Silver



Dark Anthracite



Lunar White

HALF-ELLIPTICAL TOP OPENING CHOICES



Waste
12-1/8"x11-3/4"



Circle
4-1/4" diameter



Paper
1-1/2"x11-3/4"



Circle / Circle
4-1/4" diameter



Circle / Waste
4-1/4" diameter
4-3/8"x11-3/4"



Paper / Circle
1-1/2"x11-3/4"
4-1/4" diameter



Waste / Waste
4-3/8"x11-3/4"



Paper / Waste
1-1/2"x11-3/4"
4-3/8"x11-3/4"

MULTI-LINGUAL LABEL OPTIONS



Cans



Compost



Glass



Landfill



Organics



Paper



Plastic



Recycling (Arrows)



Recycling (Bottles
& Cans)



Waste

SOTARE Labels are 4 5/8" diameter in size.

TOP FINISH COLORS



Bronze Metallic



Anodized Silver



Dark Anthracite



Lunar White

QUARTER-ELLIPTICAL TOP OPENING CHOICES



Waste - Right
4-3/8"x11-3/4"



Circle - Right
4-1/4" diameter



Paper - Right
1-1/2"x11-3/4"



Waste - Left
4-3/8"x11-3/4"



Circle - Left
4-1/4" diameter



Paper - Left
1-1/2"x11-3/4"

MULTI-LINGUAL LABEL FINISH COLORS



Black Vinyl



Cactus Green Vinyl



Dark Grey Vinyl



Sunflower Vinyl



Vivid Blue Vinyl



White Vinyl

HOW TO ORDER

#1

#2

#3

#4

#5

Select Model Select Body Color Select Top Color Select Top Opening Select Label

Example Order: Model # SO1818L-DBL | #1 Anodized Silver Body | #2 Anodized Silver Top | #3 Circle-Waste Openings | #4 Cans & Waste Labels
Example Order: Model # SO1809L-LEFT | #1 Anodized Silver body | #2 Lunar White Top | #3 Paper Opening | #4 Paper label



| LINE ART | MODEL | H | W | D | WEIGHT | DESCRIPTION | COLOR/FINISH | LIST PRICE |
|----------|---------------|---------|--------|------|---------|---|---|------------|
| | SO1818L | 33 3/4" | 18" | 18" | 49 lbs. | Half elliptical shaped waste receptacle with 34 gallon body, internal rigid liner, removable wire bag ring and adjustable glides. Single top opening. Includes two standard labels. | Dark Anthracite, Anodized Silver, Lunar White, or Bronze Metallic | 1,995.00 |
| | SO1818L-DBL | 33 3/4" | 18" | 18" | 49 lbs. | Half elliptical shaped waste receptacle with 34 gallon body, internal rigid liner, removable wire bag ring and adjustable glides. Double top opening. Includes two standard labels. | Dark Anthracite, Anodized Silver, Lunar White, or Bronze Metallic | 2,145.00 |
| | SO1809L-LEFT | 33 3/4" | 9" | 18" | 37 lbs. | Left side quarter elliptical shaped waste receptacle with 14 gallon body, internal rigid liner, removable wire bag ring and adjustable glides. Includes one standard label. | Dark Anthracite, Anodized Silver, Lunar White, or Bronze Metallic | 1,565.00 |
| | SO1809L-RIGHT | 33 3/4" | 9" | 18" | 37 lbs. | Right side quarter elliptical shaped waste basket with 14 gallon body, internal rigid liner, removable wire bag ring and adjustable glides. Includes one standard label. | Dark Anthracite, Anodized Silver, Lunar White, or Bronze Metallic | 1,565.00 |
| | CST-WB | | | | 3 lbs. | Set of four casters for use with SO1818L models in place of standard adjustable glides. Adds 2 1/2" of height to each receptacle. | Black | 90.00 |
| | GNG-MAG-2 | 6" | 1 1/2" | 1/2" | 2 lbs. | Set of 2 magnets for ganging Valuta or Sotare units together. | | 99.00 |

ADDITIONAL NOTES

Ships via common carrier.

SOTARE half elliptical units receive two labels per unit. SOTARE quarter elliptical units receive one label per unit.

SOTARE units can also be configured with our Valuta family of receptacles.

Use magnets (model GNG-MAG-2; containing 2 magnets) to gang VALUTA/SOTARE units together. For each point of contact between adjacent units being ganged together, 2 magnets are required. For example, ganging 2 SOTARE units together would require 1 pair of ganging magnets.

Place ganging magnets on the inside steel walls of each adjacent unit by removing the internal liners. Position the units together with magnets facing each other to create the greatest pull.

Sample paint chips available.

STORLEK

BODY FINISH COLORS



Bronze Metallic



Anodized Silver




Dark Anthracite



Lunar White


TOP OPENING CHOICES



Waste
14 3/4" Square



Paper
2"Wx18"L



Circle
8" Diameter

MULTI-LINGUAL LABEL FINISH COLORS



Black Vinyl



Cactus Green Vinyl



Dark Grey Vinyl



Sunflower Vinyl



Vivid Blue Vinyl



White Vinyl

HOW TO ORDER



Select Model



Select Trim / Top
Color



Select Panel Colors



Select Label



Select Placement
Choice

Example Order: ST-10 / Anodized Silver Frame & Top / Dark Anthracite Side Panels / Waste Label on Ref 1 Front Door

FRAME & TOP FINISH COLORS



Bronze Metallic



Anodized Silver



Dark Anthracite



Lunar White

MULTI-LINGUAL LABEL OPTIONS



Cans



Compost



Glass



Landfill



Organics



Paper



Plastic



Recycling (Arrows)




Recycling (Bottles
& Cans)



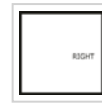
Waste

STORLEK Labels are 9" diameter in size.


LABEL PLACEMENT REFERENCE



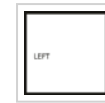
Ref. 1 - Front Door



Ref. 2 - Right Side



Ref. 3 - Rear



Ref. 4 - Left Side

ADDITIONAL NOTES






Ships via common carrier.

STORLEK comes with a lock and two keys. Facing the front of the unit, the lock is located on the right side and the hinge is on the left.

Substitute standard lock for a brass pull knob by adding model ST-KNOB to your purchase order.

Sample paint chips available.



| LINE ART | MODEL | H | W | D | WEIGHT | DESCRIPTION | COLOR/FINISH | LIST PRICE |
|---|-----------|---------|---------|---------|----------|--|--|------------|
|  | ST-10 | 39 1/2" | 23 7/8" | 23 7/8" | 94 lbs. | Painted steel waste receptacle with 70 gallon body, internal rigid liner, square waste top opening and front opening door with lock. One standard label included. | Panels in Dark Anthracite, Anodized Silver, Lunar White or Bronze Metallic. Frame, top & base in Dark Anthracite, Anodized Silver, Lunar White or Bronze Metallic. | 2,445.00 |
|  | ST-11 | 39 1/2" | 23 7/8" | 23 7/8" | 94 lbs. | Painted steel waste receptacle with 70 gallon body, internal rigid liner, circle recycling top opening and front opening door with lock. One standard label included. | Panels in Dark Anthracite, Anodized Silver, Lunar White or Bronze Metallic. Frame, top & base in Dark Anthracite, Anodized Silver, Lunar White or Bronze Metallic. | 2,445.00 |
|  | ST-12 | 39 1/2" | 23 7/8" | 23 7/8" | 94 lbs. | Painted steel waste receptacle with 70 gallon body, internal rigid liner, paper top opening and front opening door with lock. One standard label included. | Panels in Dark Anthracite, Anodized Silver, Lunar White or Bronze Metallic. Frame, top & base in Dark Anthracite, Anodized Silver, Lunar White or Bronze Metallic. | 2,445.00 |
|  | ST-20 | 48" | 23 7/8" | 23 7/8" | 106 lbs. | Painted steel waste receptacle with tray top, 70 gallon body, internal rigid liner, waste top opening and front opening door with lock. One standard label included. Tray top fits most standard food service trays. | Panels in Dark Anthracite, Anodized Silver, Lunar White or Bronze Metallic. Frame, top & base in Dark Anthracite, Anodized Silver, Lunar White or Bronze Metallic. | 2,795.00 |
| | ST-PNL-AD | | | | | One advertising display panel compatible on all STORLEK models. Used in lieu of standard panels and compatible on all 3 STORLEK sides except the door. For use to display posters and other advertising media (poster size of 17-7/8"W x 33-3/4"H, visible area of poster is 15-7/8"W x 31-1/4"H). MG recommends use of Sintra Rigid board up to 1/4" thickness. | Dark Anthracite, Anodized Silver, Lunar White or Bronze Metallic | 295.00 |
|  | ST-KNOB | 1 1/8" | 1 1/8" | round | 1/2 lb. | Cylindrical brass knob for use in place of standard lock on STORLEK front door. Quantity of 1. For use indoor only. | Satin Chrome, Black Chrome or Satin Nickel | 90.00 |

BODY FINISH COLORS



Britebond Silver



Mineral Bronze



Sky White

TOP & STEP FINISH COLORS



Britebond Silver




Clementine Orange



Marigold Yellow



Marine Blue



Mineral Bronze



Sea Green



Sky White

LABEL FINISH COLORS



Black Vinyl



Bright Orange Vinyl



Cactus Green Vinyl



Dark Grey Vinyl



Sunflower Vinyl



Vivid Blue Vinyl



White Vinyl

ADDITIONAL NOTES

Ships via common carrier.

Sample chips available.

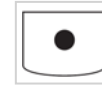
TOP OPENING CHOICES



Waste
14 1/4" x 8 1/4"



Paper
2" x 14 1/4"



Circle
4 1/4" Diameter

MULTI-LINGUAL LABEL OPTIONS



Glass




Landfill



Recycling (Arrows)



Organics



Paper



Compost



Waste



Recycling (Bottles
& Cans)



Plastic



Cans

TRADA Labels are 5" high, widths vary.

HOW TO ORDER



Select Model



Select Body Color



Select Top Opening
(for TRADA-01
only)





Select Top Color



Select Label &
Color

Example Order: TRADA-01; Sky White Body; Waste Opening in Sea Green; Compost Label in Cactus Green



| LINE ART | MODEL | H | W | D | WEIGHT | DESCRIPTION | COLOR/FINISH | LIST PRICE |
|---|------------|-----|----------|---------|---------|---|--|------------|
|  | TRADA-01 | 30" | 18 5/16" | 12 1/4" | 50 lbs. | Painted steel 24 gallon body waste receptacle with three top opening options, internal rigid liner and bag ring. adjustable glides. One standard label included. Liner capacity 16 gallons. | Body in Sky White, Britebond Silver or Mineral Bronze. Top in Sky White, Britebond Silver, Mineral Bronze, Sea Green, Marigold Yellow, Marine Blue or Clementine Orange. | 1,360.00 |
|  | TRADA-STEP | 30" | 18 5/16" | 14 1/4" | 53 lbs. | Painted steel 24 gallon body waste receptacle with step mechanism with soft close, internal rigid liner and bag ring. Closed top, adjustable glides. One standard label included. Liner capacity 16 gallons. Top and step are painted the same color. | Body in Sky White, Britebond Silver or Mineral Bronze. Top in Sky White, Britebond Silver, Mineral Bronze, Sea Green, Marigold Yellow, Marine Blue or Clementine Orange. | 1,725.00 |

BODY FINISH COLORS



Sky White



Britebond Silver



Mineral Bronze

SIDE PANEL/HOOD/TOP INSERT FINISH COLORS



Sea Green



Sky White



Britebond Silver



Mineral Bronze



Marigold Yellow




Marine Blue



Clementine Orange

TOP OPENING CHOICES



Waste
10 11/16" x 10 3/16"



Paper
2" x 14"



Circle
5" Diameter

MULTI-LINGUAL LABEL OPTIONS



Waste



Paper



Cans



Landfill



Plastic



Glass



Organics



Recycling (Bottles
& Cans)



Recycling (Arrows)



Compost

UMEA Labels are 4 3/4" high, widths vary.

LABEL FINISH COLORS



Black Vinyl



Bright Orange Vinyl



Cactus Green Vinyl



Dark Grey Vinyl



Sunflower Vinyl



Vivid Blue Vinyl



White Vinyl

OPTIONAL SIDE-PANEL CUTOUTS OR ADVERTISING PANEL



Waste



Recycling



Advertising Panel

HOW TO ORDER



Select Model



Select Body Color



Select Top Opening(s) & Color(s)



Select Side Panel/Hood + Color(s)



Select Labels & Colors



Select Optional Side Panel Cutouts

Example Order: UMEA-21; Britebond Silver Body; Waste Left Opening in Marine Blue | Circle Right Opening in Clementine Orange; Sky White Side Panels & Hood; Waste Label on Left in Vivid Blue | Recycling Label on Right in Bright Orange; Waste Cutout on Side Panels

ADDITIONAL NOTES

Ships via common carrier.









UMEA comes with a lock on each door and two keys. Facing the front of the unit, each lock is located on the right side of the door and the hinge is on the left side of the door.



Substitute standard lock for a brass pull knob by adding model UMEA-KNOB to your purchase order. Order one knob per lock needing replacement (i.e. for UMEA-30, order 3x). Recommended for indoor use only.

Sample chips available.



| LINE ART | MODEL | H | W | D | WEIGHT | DESCRIPTION | COLOR/FINISH | LIST PRICE |
|----------|---------|---------|-----|---------|----------|--|--|------------|
| | UMEA-10 | 35 1/2" | 22" | 18 1/2" | 72 lbs. | Single 40 gallon body waste receptacle with internal rigid liner, locking front opening and painted side panels. One top opening. | Body colors in Sky White, Britebond Silver or Mineral Bronze. Side panels/hood/top insert colors in Sky White, Britebond Silver, Mineral Bronze, Sea Green, Marigold Yellow, Marine Blue or Clementine Orange. | 2,595.00 |
| | UMEA-11 | 44 3/4" | 22" | 18 1/2" | 96 lbs. | Single 40 gallon body waste receptacle with flat hood, internal rigid liner, locking front opening and painted side panels. One top opening. | Body colors in Sky White, Britebond Silver or Mineral Bronze. Side panels/hood/top insert colors in Sky White, Britebond Silver, Mineral Bronze, Sea Green, Marigold Yellow, Marine Blue or Clementine Orange. | 3,065.00 |
| | UMEA-12 | 46 3/4" | 22" | 18 1/2" | 101 lbs. | Single 40 gallon body waste receptacle with angled hood, internal rigid liner, locking front opening and painted side panels. One top opening. | Body colors in Sky White, Britebond Silver or Mineral Bronze. Side panels/hood/top insert colors in Sky White, Britebond Silver, Mineral Bronze, Sea Green, Marigold Yellow, Marine Blue or Clementine Orange. | 3,195.00 |

| | | | | | | | | |
|---|-----------------|---------|-----|---------|----------|---|--|----------|
|  | UMEA-20 | 35 1/2" | 40" | 18 1/2" | 140 lbs. | Double 40 gallon body waste receptacle with internal rigid liner, locking front opening and painted side panels. Two top openings. | Body colors in Sky White, Britebond Silver or Mineral Bronze. Side panels/hood/top insert colors in Sky White, Britebond Silver, Mineral Bronze, Sea Green, Marigold Yellow, Marine Blue or Clementine Orange. | 4,195.00 |
|  | UMEA-21 | 44 3/4" | 40" | 18 1/2" | 164 lbs. | Double 40 gallon body waste receptacle with flat hood, internal rigid liner, locking front opening and painted side panels. Two top openings. | Body colors in Sky White, Britebond Silver or Mineral Bronze. Side panels/hood/top insert colors in Sky White, Britebond Silver, Mineral Bronze, Sea Green, Marigold Yellow, Marine Blue or Clementine Orange. | 4,845.00 |
|  | UMEA-22 | 46 3/4" | 40" | 18 1/2" | 169 lbs. | Double 40 gallon body waste receptacle with angled hood, internal rigid liner, locking front opening and painted side panels. Two top openings. | Body colors in Sky White, Britebond Silver or Mineral Bronze. Side panels/hood/top insert colors in Sky White, Britebond Silver, Mineral Bronze, Sea Green, Marigold Yellow, Marine Blue or Clementine Orange. | 5,045.00 |
|  | UMEA-30 | 35 1/2" | 58" | 18 1/2" | 203 lbs. | Triple 40 gallon body waste receptacle with internal rigid liner, locking front opening and painted side panels. Three top openings. | Body colors in Sky White, Britebond Silver or Mineral Bronze. Side panels/hood/top insert colors in Sky White, Britebond Silver, Mineral Bronze, Sea Green, Marigold Yellow, Marine Blue or Clementine Orange. | 5,965.00 |
|  | UMEA-31 | 44 3/4" | 58" | 18 1/2" | 227 lbs. | Triple 40 gallon body waste receptacle with flat hood, internal rigid liner, locking front opening and painted side panels. Three top openings. | Body colors in Sky White, Britebond Silver or Mineral Bronze. Side panels/hood/top insert colors in Sky White, Britebond Silver, Mineral Bronze, Sea Green, Marigold Yellow, Marine Blue or Clementine Orange. | 6,745.00 |
|  | UMEA-32 | 46 3/4" | 58" | 18 1/2" | 232 lbs. | Triple 40 gallon body waste receptacle with angled hood, internal rigid liner, locking front opening and painted side panels. Three top openings. | Body colors in Sky White, Britebond Silver or Mineral Bronze. Side panels/hood/top insert colors in Sky White, Britebond Silver, Mineral Bronze, Sea Green, Marigold Yellow, Marine Blue or Clementine Orange. | 6,795.00 |
|  | UMEA-PNL-ARROWS | | | | | Pair of painted steel side panel with laser cut recycling arrows cutout, in place of standard side panels. | Sky White, Britebond Silver, Mineral Bronze, Sea Green, Marigold Yellow, Marine Blue or Clementine Orange. | 295.00 |
|  | UMEA-PNL-WASTE | | | | | Pair of painted steel side panel with laser cut waste cutout, in place of standard side panels. | Sky White, Britebond Silver, Mineral Bronze, Sea Green, Marigold Yellow, Marine Blue or Clementine Orange. | 295.00 |

| | | | | | | | | |
|---|-------------|--------|--------|-------|---------|--|--|--------|
|  | UMEA-PNL-AD | | | | | Pair of advertising display side panels, in place of standard side panels. For use with Sintra Rigid Board - poster is easily interchangeable. Advertising panels have the ability to be retrofitted to existing units. MG recommends Sintra Rigid Board for both indoor and outdoor environments. Poster should be 34 7/16"H x 15 1/4" W and 1/16" thick. | Sky White, Britebond Silver, Mineral Bronze, Sea Green, Marigold Yellow, Marine Blue or Clementine Orange. | 350.00 |
|  | UMEA-KNOB | 1 1/8" | 1 1/8" | round | 1/2 lb. | Cylindrical brass knob for use in place of standard lock on UMEA front door. Quantity of 1. For use indoor only. | Satin Chrome, Black Chrome or Satin Nickel | 90.00 |

BODY FINISH COLORS



Bronze Metallic



Anodized Silver



Dark Anthracite



Lunar White


TOP OPENING CHOICES




20 Gal - Waste
4-1/4"x13-3/16"



20 Gal - Paper
2"x12"



20 Gal - Circle
4-1/4" Diameter



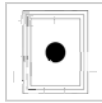
20 Gal - Paper/Circle
2"x12"
4-1/4" Diameter



32 Gal - Waste
7-1/8"x11"



32 Gal - Paper
2"x11"



32 Gal - Circle
4-1/4" Diameter




32 Gal - Paper/Circle
2"x11"
4-1/4" Diameter



40 Gal - Waste
11-1/16" x 11-1/16"



40 Gal - Paper
2"x15-5/8"



40 Gal - Circle
4-1/4" Diameter



40 Gal - Paper/Circle
2"x15-5/8"
4-1/4" Diameter



35 Gal - Waste
11-1/16"x11-1/16"



35 Gal - Paper
2"x15-5/8"



35 Gal - Circle
4-1/4" Diameter



35 Gal - Paper/Circle
2"x15-5/8"
4-1/4" Diameter

TOP FINISH COLORS



Bronze Metallic



Anodized Silver



Dark Anthracite



Lunar White

MULTI-LINGUAL LABEL OPTIONS



Cans



Compost



Glass



Landfill



Organics



Paper



Plastic



Recycling (Arrows)



Recycling (Bottles
& Cans)



Waste

VALUTA Labels are 4 5/8" diameter in size.

MULTI-LINGUAL LABEL FINISH COLORS



Black Vinyl



Cactus Green Vinyl



Dark Grey Vinyl



Sunflower Vinyl



Vivid Blue Vinyl



White Vinyl

LABEL PLACEMENT



40 Gallon Label Reference



20 Gallon Label Reference



35 Gallon Label Reference

ADDITIONAL NOTES

Ships via common carrier.

Use magnets (model GNG-MAG-2; containing 2 magnets) to gang VALUTA/SOTARE units together. For each point of contact between adjacent units being ganged together, 2 magnets are required. For example, ganging 3 VALUTA units together would require 2 pairs of ganging magnets.





Place ganging magnets on the inside steel walls of each adjacent unit by removing the internal liners. Position the units together with magnets facing each other to create the greatest pull.

VALUTA units can also be configured with our SOTARE family of receptacles.

VALUTA Secure models have a narrower 1/2" wide paper opening with a locking lid for secure document disposal.

Sample chips available.



| LINE ART | MODEL | H | W | D | WEIGHT | DESCRIPTION | COLOR/FINISH | LIST PRICE |
|---|------------|---------|-----|-----|---------|---|--|------------|
|  | VA1809L-JR | 26 1/8" | 9" | 18" | 30 lbs. | Junior height painted steel 14 gallon body waste receptacle with internal rigid liner, integrated bag arms and adjustable glides. | Dark Anthracite, Anodized Silver, Lunar White, Bronze Metallic | 940.00 |
|  | VA1809L | 33 3/4" | 9" | 18" | 34 lbs. | Painted steel 20 gallon body waste receptacle with internal rigid liner, integrated bag arms and adjustable glides. | Dark Anthracite, Anodized Silver, Lunar White, Bronze Metallic | 995.00 |
|  | VA1814L | 33 3/4" | 14" | 18" | 47 lbs. | Painted steel 32 gallon body waste receptacle with internal rigid liner, integrated bag arms and adjustable glides. | Dark Anthracite, Anodized Silver, Lunar White, Bronze Metallic | 1,095.00 |
|  | VA1818L | 33 3/4" | 18" | 18" | 54 lbs. | Painted steel 40 gallon body waste receptacle with internal rigid liner, integrated bag arms and adjustable glides. | Dark Anthracite, Anodized Silver, Lunar White, Bronze Metallic | 1,195.00 |

HOW TO ORDER

#1

Select Model

#2

Select Body Color

#3

Select Top Color

#4

Select Top Opening





#5

Select Label & Color

#6

Select Placement Choice

Example Order: Model # VA1818L; Dark Anthracite Body; Anodized Silver Top; Waste Opening; Waste Label/Reference 1

| | | | | | | | | |
|---|-------------|---------|--------|------|---------|--|--|----------|
|  | VA18SCL | 33 3/4" | 18" | 18" | 50 lbs. | Painted steel 35 gallon body waste receptacle with internal rigid liner, integrated bag arms and adjustable glides. | Dark Anthracite, Anodized Silver, Lunar White, Bronze Metallic | 1,295.00 |
|  | VA1809L-SEC | 33 3/4" | 9" | 18" | 34 lbs. | Painted steel 20 gallon body waste receptacle with internal rigid liner, integrated bag arms, adjustable glides and locking top with 1/2" wide opening for secure document disposal. | Anodized Silver top only. Body in Anodized Silver or Dark Anthracite | 1,120.00 |
|  | VA1814L-SEC | 33 3/4" | 14" | 18" | 48 lbs. | Painted steel 32 gallon body waste receptacle with internal rigid liner, integrated bag arms, adjustable glides and locking top with 1/2" wide slot for secure document disposal. | Anodized Silver top only. Body in Anodized Silver or Dark Anthracite | 1,280.00 |
|  | VA1818L-SEC | 33 3/4" | 18" | 18" | 54 lbs. | Painted steel 40 gallon body waste receptacle with internal rigid liner, integrated bag arms, adjustable glides and locking top with 1/2" wide opening for secure document disposal. | Anodized Silver top only. Body in Anodized Silver or Dark Anthracite | 1,385.00 |
| | CST-WB | | | | 3 lbs. | Set of four casters for use with VA1818L & VA1814L models in place of standard adjustable glides. Adds 2 1/2" of height to each receptacle. | Black | 90.00 |
| | GNG-MAG-2 | 6" | 1 1/2" | 1/2" | 2 lbs. | Set of 2 magnets for ganging Valuta or Sotare units together. | | 99.00 |

VALUTA/SOTARE SIGNAGE

SIGNAGE GRAPHICS



Cans



Compost



Glass



Landfill



Organics



Paper



Plastic



Recycling



Waste

VALUTA/SOTARE SIGNAGE Magnetic Graphics are 12" high by 8" wide.

HOW TO ORDER

#1

Select Model

#2

Select Signage
Graphic

#3

Select Signage
Graphic Finish
Color

1. Select either the signage holder with MG magnetic graphics (SIGN-MAG) or signage holder with acrylic front and customer provided graphics (SIGN-ACR.)
2. If MG magnetic graphic option (SIGN-MAG) is specified:
 - a. Select an MG magnetic graphic**
 - b. Select color—Vivid Blue, Cactus Green, Sunflower or Black
 - c. Select removeable (magnetic; SIGN-MAG-R) or permanent (secured using spray adhesive; SIGN-MAG-P) graphic attachment.
3. If using with Valuta, indicate the desired placement of the signage holder using Valuta Label Reference Placement images. The signage holder should be placed opposite the vinyl icon (i.e. Vinyl Icon Ref 1; Signage Holder Ref 3.) See Valuta family for placement diagram.
4. If using Sotare, signage holder position is already determined.

**Graphic options can be modified for an upcharge. Contact customer service for details.

Example Orders of Valuta units with Signage Holder:

- VA1818L; Dark Anthracite Body, Anodized Silver Top; Waste Opening; Waste Icon, Ref 1 + SIGN-ACR in Dark Anthracite; Ref 3
- VA1809L; Bronze Metallic Body, Bronze Metallic Top; Paper Opening; Paper Icon, Ref 4 + SIGN-MAG-P in Bronze Metallic with Sunflower Paper Graphic; Ref 2

Example Orders of Sotare units with Signage Holder:

- SO1818L; Lunar White Body, Lunar White Top; Waste Opening; Landfill Icon + SIGN-MAG-P in Lunar White with Black Landfill Graphic
- SO1809L-RIGHT; Dark Anthracite Body, Dark Anthracite Top; Waste Opening; Compost Icon + SIGN-ACR in Dark Anthracite

SIGNAGE GRAPHIC FINISH COLORS



Black Foil



Cactus Green Foil



Sunflower Foil



Vivid Blue Foil




ADDITIONAL NOTES

Ships via common carrier.

Valuta/Sotare Sign Holder is made of painted steel and is secured to the back of Valuta/Sotare receptacles. There are two unique offerings:

1. Painted Steel Sign Holder with MG Magnetic Graphics (SIGN-MAG-R/P)—The 8" x 12" graphic is applied directly to the painted steel sign holder, leaving no painted steel exposed. Each unique graphic is available in 4 finishes. This graphic can be either removeable (magnetic) or permanent (adhesive backing).
2. Painted Steel Sign Holder with Acrylic Front and Customer Created Graphic Insert (SIGN-ACR)—A removeable acrylic cover allows for the use of custom signage using 8 1/2" x 11" sized media (or smaller.) This flexible option provides the ability for customer designed & produced signage.



| LINE ART | MODEL | H | W | D | WEIGHT | DESCRIPTION | COLOR/FINISH | LIST PRICE |
|---|------------|-----|---------|------|--------|--|--|------------|
|  | SIGN-ACR | 22" | 8" 3/4" | 1/8" | 4 lbs. | Painted steel signage holder with acrylic front to hold customer supplied printed graphics. Sign holder attaches to back of Valuta/Sotare receptacles. | Anodized Silver, Dark Anthracite, Lunar White or Bronze Metallic | 150.00 |
|  | SIGN-MAG-R | 22" | 8" 3/4" | 1/8" | 4 lbs. | Painted steel signage holder with a removable printed magnet graphic. Sign holder attaches to back of Valuta/Sotare receptacles. | Anodized Silver, Dark Anthracite, Lunar White or Bronze Metallic | 165.00 |
|  | SIGN-MAG-P | 22" | 8" 3/4" | 1/8" | 4 lbs. | Painted steel signage holder with a permanent printed graphic. Sign holder attaches to back of Valuta/Sotare receptacles. | Anodized Silver, Dark Anthracite, Lunar White or Bronze Metallic | 165.00 |

OUTDOOR WASTE RECEPTACLES

HOME → PRODUCTS → OUTDOOR WASTE RECEPTACLES



BALLOON

BODY FINISH COLORS



Blue



Green



Grey



Red



White



Yellow

LABEL OPTIONS



Cans



Cans & Bottles



Glass



Organics



Paper



Recycling



Waste

BALLOON labels are a 4"x4" square.

HOW TO ORDER

#1

Select Model

#2

Select Body Color

#3

Select Label

Example Order: BAL-10; Body in Yellow; Paper Label

BASE FINISH COLOR



Black

FINISH COLORS



White Vinyl





Dark Grey Vinyl

ADDITIONAL NOTES

Ships via common carrier.



| LINE ART | MODEL | H | W | D | WEIGHT | DESCRIPTION | COLOR/FINISH | LIST PRICE |
|---|--------|---------|---------|-----------|---------|---|--|------------|
|  | BAL-10 | 39 3/8" | 15 3/8" | 19 15/16" | 29 lbs. | 100% recyclable polythene body with base and internal container of recycled plastic. Waste front opening. Triangular snap lock. Body lifts off base to access internal container for easy emptying of trash. Rectangular base can be weighed down with pea gravel. One standard label included. Capacity 18.5 gallons. | Body in Green, Yellow, Blue, Red, Grey or White. Base in Black | 1,035.00 |
|  | BAL-20 | 39 3/8" | 15 3/8" | 19 15/16" | 29 lbs. | 100% recyclable polythene body with base and internal container of recycled plastic. Circle front opening. Triangular snap lock. Body lifts off base to access internal container for easy emptying of trash. Rectangular base can be weighed down with pea gravel. One standard label included. Capacity 18.5 gallons. | Body in Green, Yellow, Blue, Red, Grey or White. Base in Black | 1,035.00 |

RE-SQUARE

TOP OPENING CHOICES



Square
6 5/16" x 6 5/16"



Circle
6 5/16" Diameter

MULTI-LINGUAL LABEL OPTIONS



Cans



Compost



Glass



Landfill



Organics



Paper



Plastic



Recycling (Arrows)



Recycling (Bottles
& Cans)



Waste

RE-SQUARE Body Labels are 9" diameter in size.

HOW TO ORDER



Select Model



Select Top Insert
Color



Select Label(s)

Example Order: RE-SQUARE-10; Top Insert in Blue; Cans Labels

TOP LABEL OPTIONS



Cans



Compost



Glass



Landfill



Organics



Paper



Plastic



Recycling



Waste

RE-SQUARE Top Labels are 2 5/8" high by 9 7/8" wide.

MULTI-LINGUAL LABEL COLORS



White



ADDITIONAL NOTES

Ships via common carrier

RE-SQUARE units come with White labels.

Sample chips available.



| LINE ART | MODEL | H | W | D | WEIGHT | DESCRIPTION | COLOR/FINISH | LIST PRICE |
|---|----------------|---------|-----|---------|---------|--|--|------------|
|  | RE-SQUARE-10 | 39 1/4" | 19" | 20 3/8" | 25 lbs. | Polyethylene body and top with square opening insert. Comes with hinged lid with bag holder. Can be ballasted to the ground with a sandbag if desired. Two labels included: one on top of lid and on front of body. Capacity 36 gallons. | Body and Top in Dark Grey. Top insert in Blue, White or Green. | 825.00 |
|  | RE-SQUARE-11 | 39 1/4" | 19" | 20 3/8" | 25 lbs. | Polyethylene body and top with circle opening insert. Comes with hinged lid with bag holder. Can be ballasted to the ground with a sandbag if desired. Two labels included: one on top of lid and on front of body. Capacity 36 gallons. | Body and Top in Dark Grey. Top insert in Blue, White or Green. | 825.00 |
| | RE-SQUARE-LOCK | | | | | Add-on lock compatible with all Re-Square models. Comes with one key. | Black | 60.00 |

LABEL OPTIONS



Cans



Cans & Bottles



Glass



Organics



Paper



Recycling



Waste

RETTO labels are a 4"x4" square.

FINISH COLORS



Textured Bronze

MULTI-LINGUAL LABEL FINISH COLORS



White Vinyl

HOW TO ORDER



Select Model



Select Label

Example Order: RETTO-01 with Glass Label

ADDITIONAL NOTES

Ships via common carrier.

Sample chips available.



| LINE ART | MODEL | H | W | D | WEIGHT | DESCRIPTION | COLOR/FINISH | LIST PRICE |
|----------|----------|-----------|-----------|---------|---------|--|-----------------|------------|
| | RETTO-01 | 43 13/16" | 17 11/16" | 18 7/8" | 93 lbs. | Outdoor waste receptacle with front opening and galvanized liner. Locking front door with concealed hinges. Capacity 26.4 gallons. One standard label included. | Textured Bronze | 1,575.00 |
| | RETTO-02 | 43 13/16" | 17 11/16" | 18 7/8" | 93 lbs. | Outdoor waste receptacle with front opening and galvanized liner. Includes rectangular stainless steel ashtray on lid. Locking front door with concealed hinges. Capacity 26.4 gallons. One standard label included. | Textured Bronze | 1,975.00 |

BODY FINISH COLORS



Sky White



Britebond Silver



Mineral Bronze

SIDE PANEL/HOOD/TOP INSERT FINISH COLORS



Sea Green



Sky White



Britebond Silver



Mineral Bronze



Marigold Yellow



Marine Blue



Clementine Orange

TOP OPENING CHOICES



Waste
10 11/16" x 10 3/16"



Paper
2" x 14"



Circle
5" Diameter

MULTI-LINGUAL LABEL OPTIONS



Waste



Paper



Cans



Landfill



Plastic



Glass



Organics



Recycling (Bottles
& Cans)



Recycling (Arrows)



Compost

UMEA Labels are 4 3/4" high, widths vary.

LABEL FINISH COLORS



Black Vinyl



Bright Orange Vinyl



Cactus Green Vinyl



Dark Grey Vinyl



Sunflower Vinyl



Vivid Blue Vinyl



White Vinyl

OPTIONAL SIDE-PANEL CUTOUTS OR ADVERTISING PANEL



Waste



Recycling



Advertising Panel

HOW TO ORDER



Select Model



Select Body Color



Select Top Opening(s) & Color(s)



Select Side Panel/Hood + Color(s)



Select Labels & Colors



Select Optional Side Panel Cutouts

Example Order: UMEA-21; Britebond Silver Body; Waste Left Opening in Marine Blue | Circle Right Opening in Clementine Orange; Sky White Side Panels & Hood; Waste Label on Left in Vivid Blue | Recycling Label on Right in Bright Orange; Waste Cutout on Side Panels

ADDITIONAL NOTES

Ships via common carrier.









UMEA comes with a lock on each door and two keys. Facing the front of the unit, each lock is located on the right side of the door and the hinge is on the left side of the door.



Substitute standard lock for a brass pull knob by adding model UMEA-KNOB to your purchase order. Order one knob per lock needing replacement (i.e. for UMEA-30, order 3x). Recommended for indoor use only.

Sample chips available.




| LINE ART | MODEL | H | W | D | WEIGHT | DESCRIPTION | COLOR/FINISH | LIST PRICE |
|----------|---------|---------|-----|---------|----------|--|--|------------|
| | UMEA-10 | 35 1/2" | 22" | 18 1/2" | 72 lbs. | Single 40 gallon body waste receptacle with internal rigid liner, locking front opening and painted side panels. One top opening. | Body colors in Sky White, Britebond Silver or Mineral Bronze. Side panels/hood/top insert colors in Sky White, Britebond Silver, Mineral Bronze, Sea Green, Marigold Yellow, Marine Blue or Clementine Orange. | 2,595.00 |
| | UMEA-11 | 44 3/4" | 22" | 18 1/2" | 96 lbs. | Single 40 gallon body waste receptacle with flat hood, internal rigid liner, locking front opening and painted side panels. One top opening. | Body colors in Sky White, Britebond Silver or Mineral Bronze. Side panels/hood/top insert colors in Sky White, Britebond Silver, Mineral Bronze, Sea Green, Marigold Yellow, Marine Blue or Clementine Orange. | 3,065.00 |
| | UMEA-12 | 46 3/4" | 22" | 18 1/2" | 101 lbs. | Single 40 gallon body waste receptacle with angled hood, internal rigid liner, locking front opening and painted side panels. One top opening. | Body colors in Sky White, Britebond Silver or Mineral Bronze. Side panels/hood/top insert colors in Sky White, Britebond Silver, Mineral Bronze, Sea Green, Marigold Yellow, Marine Blue or Clementine Orange. | 3,195.00 |

| | | | | | | | | |
|---|-----------------|---------|-----|---------|----------|---|--|----------|
|  | UMEA-20 | 35 1/2" | 40" | 18 1/2" | 140 lbs. | Double 40 gallon body waste receptacle with internal rigid liner, locking front opening and painted side panels. Two top openings. | Body colors in Sky White, Britebond Silver or Mineral Bronze. Side panels/hood/top insert colors in Sky White, Britebond Silver, Mineral Bronze, Sea Green, Marigold Yellow, Marine Blue or Clementine Orange. | 4,195.00 |
|  | UMEA-21 | 44 3/4" | 40" | 18 1/2" | 164 lbs. | Double 40 gallon body waste receptacle with flat hood, internal rigid liner, locking front opening and painted side panels. Two top openings. | Body colors in Sky White, Britebond Silver or Mineral Bronze. Side panels/hood/top insert colors in Sky White, Britebond Silver, Mineral Bronze, Sea Green, Marigold Yellow, Marine Blue or Clementine Orange. | 4,845.00 |
|  | UMEA-22 | 46 3/4" | 40" | 18 1/2" | 169 lbs. | Double 40 gallon body waste receptacle with angled hood, internal rigid liner, locking front opening and painted side panels. Two top openings. | Body colors in Sky White, Britebond Silver or Mineral Bronze. Side panels/hood/top insert colors in Sky White, Britebond Silver, Mineral Bronze, Sea Green, Marigold Yellow, Marine Blue or Clementine Orange. | 5,045.00 |
|  | UMEA-30 | 35 1/2" | 58" | 18 1/2" | 203 lbs. | Triple 40 gallon body waste receptacle with internal rigid liner, locking front opening and painted side panels. Three top openings. | Body colors in Sky White, Britebond Silver or Mineral Bronze. Side panels/hood/top insert colors in Sky White, Britebond Silver, Mineral Bronze, Sea Green, Marigold Yellow, Marine Blue or Clementine Orange. | 5,965.00 |
|  | UMEA-31 | 44 3/4" | 58" | 18 1/2" | 227 lbs. | Triple 40 gallon body waste receptacle with flat hood, internal rigid liner, locking front opening and painted side panels. Three top openings. | Body colors in Sky White, Britebond Silver or Mineral Bronze. Side panels/hood/top insert colors in Sky White, Britebond Silver, Mineral Bronze, Sea Green, Marigold Yellow, Marine Blue or Clementine Orange. | 6,745.00 |
|  | UMEA-32 | 46 3/4" | 58" | 18 1/2" | 232 lbs. | Triple 40 gallon body waste receptacle with angled hood, internal rigid liner, locking front opening and painted side panels. Three top openings. | Body colors in Sky White, Britebond Silver or Mineral Bronze. Side panels/hood/top insert colors in Sky White, Britebond Silver, Mineral Bronze, Sea Green, Marigold Yellow, Marine Blue or Clementine Orange. | 6,795.00 |
|  | UMEA-PNL-ARROWS | | | | | Pair of painted steel side panel with laser cut recycling arrows cutout, in place of standard side panels. | Sky White, Britebond Silver, Mineral Bronze, Sea Green, Marigold Yellow, Marine Blue or Clementine Orange. | 295.00 |
|  | UMEA-PNL-WASTE | | | | | Pair of painted steel side panel with laser cut waste cutout, in place of standard side panels. | Sky White, Britebond Silver, Mineral Bronze, Sea Green, Marigold Yellow, Marine Blue or Clementine Orange. | 295.00 |

| | | | | | | | | |
|---|-------------|--------|--------|-------|---------|--|--|--------|
|  | UMEA-PNL-AD | | | | | Pair of advertising display side panels, in place of standard side panels. For use with Sintra Rigid Board - poster is easily interchangeable. Advertising panels have the ability to be retrofitted to existing units. MG recommends Sintra Rigid Board for both indoor and outdoor environments. Poster should be 34 7/16"H x 15 1/4" W and 1/16" thick. | Sky White, Britebond Silver, Mineral Bronze, Sea Green, Marigold Yellow, Marine Blue or Clementine Orange. | 350.00 |
|  | UMEA-KNOB | 1 1/8" | 1 1/8" | round | 1/2 lb. | Cylindrical brass knob for use in place of standard lock on UMEA front door. Quantity of 1. For use indoor only. | Satin Chrome, Black Chrome or Satin Nickel | 90.00 |

PLANTERS

HOME → PRODUCTS → PLANTERS



CIRKEL

FINISH COLORS



Black



Lunar White



Anodized Silver

PLANTER TOP



Planter
12 3/4" Diameter

ADDITIONAL NOTES

Ships via common carrier.



| LINE ART | MODEL | H | W | D | WEIGHT | DESCRIPTION | COLOR/FINISH | LIST PRICE |
|----------|------------|---------|---------|-------|---------|--|---|------------|
| | CIRKEL-P | 29 1/4" | 15 1/4" | round | 48 lbs. | Indoor round planter with integrated rigid plastic liner and removable top ring. Planter opening is 12 1/2" wide and 12" deep. | Body in Lunar White, Black Ral 9011 or Anodized Silver; Base and Lid in Lunar White, Black Ral 9011 or Anodized Silver. | 1,165.00 |
| | CIRKEL-GLD | | | | | Set of 3 adjustable glides for CIRKEL base. | | 53.00 |


FINISH COLORS



Textured Black



Textured Forge Grey





Textured White

ADDITIONAL NOTES

Ships via common carrier.
Sample chips available.



| LINE ART | MODEL | H | W | D | WEIGHT | DESCRIPTION | COLOR/FINISH | LIST PRICE |
|---|-------------|-----------|---------|-------|---------|---|--|------------|
|  | CON-SPL-EXT | 11 7/16" | 15" | round | 11 lbs. | Outdoor painted aluminum planter on casters with drip tray and flowerpot. | Textured Black Ral 9011, Textured White or Textured Forge Grey | 1,545.00 |
|  | CON-MPL-EXT | 19 11/16" | 31 1/2" | round | 27 lbs. | Outdoor painted aluminum planter on casters with drip tray and flowerpot. | Textured Black Ral 9011, Textured White or Textured Forge Grey | 3,145.00 |

CREPE

FINISH COLORS



Textured Black



Textured Forge Grey



Matte White



ADDITIONAL NOTES

Crepe-S ships via UPS; Crepe-L/H ship via common carrier.

Sample chips available.

| LINE ART | MODEL | H | W | D | WEIGHT | DESCRIPTION | COLOR/FINISH | LIST PRICE |
|----------|---------|---------|---------|---------|---------|---|--|------------|
| | CREPE-S | 16 1/8" | 18 1/8" | 15 3/4" | 15 lbs. | Outdoor/Indoor aluminum square planter with plastic water saucer and flower pot. | Textured Forge Grey, Textured Black Ral 9011 or Matte White Ral 9003 | 1,765.00 |
| | CREPE-L | 16 1/8" | 48 3/4" | 15 3/4" | 31 lbs. | Outdoor/Indoor aluminum rectangular planter with three plastic water saucers and three flower pots. | Textured Forge Grey, Textured Black Ral 9011 or Matte White RAL 9003 | 2,995.00 |
| | CREPE-H | 47 5/8" | 18 1/8" | 15 3/4" | 42 lbs. | Outdoor/Indoor aluminum planter with plastic water saucer and flower pot. | Textured Forge Grey, Textured Black Ral 9011 or Matte White Ral 9003 | 2,995.00 |

GREEN CLOUD

FINISH COLORS



White



Black



ADDITIONAL NOTES

Hanging Green Cloud units ("H") ship via UPS; Freestanding Green Cloud units ("S") ship via common carrier.

GL-40-S-H triangular hanging wire extends 15 3/4" above the planter; total height of planter & triangular wire is 24 15/16".

GL-50-M-H triangular hanging wire extends 18 1/2" above the planter; total height of planter & triangular wire is 27 11/16".

GL-60-L-H triangular hanging wire extends 21 5/8" above the planter; total height of planter & triangular wire is 30 7/8".

The ceiling chain (above the triangular hanging wire) is 56 1/2" long, and can be cut to desired height.

Sample chips available.

| LINE ART | MODEL | H | W | D | WEIGHT | DESCRIPTION | COLOR/FINISH | LIST PRICE |
|----------|-----------|----------|-----------|-------|---------|---|---|------------|
| | GL-10-S-S | 26 1/4" | 14 15/16" | round | 27 lbs. | Round standing flower pot in painted steel and aluminum. Includes molded water saucer and three round flower pots | Matte White Ral 9003 or Satin Black Ral 9011 | 1,895.00 |
| | GL-20-M-S | 44 7/8" | 17 5/16" | round | 37 lbs. | Round standing flower pot in painted steel and aluminum. Includes molded water saucer and four round flower pots. | Matte White Ral 9003 or Satin Black Ral 9011 | 2,445.00 |
| | GL-30-L-S | 59 1/16" | 20 1/4" | round | 48 lbs. | Round standing flower pot in painted steel and aluminum. Includes molded water saucer and five round flower pots. | Matte White Ral 9003 or Satin Black Ral 9011 | 2,595.00 |
| | GL-40-S-H | 9 1/4" | 14 15/16" | round | 10 lbs. | Round hanging flower pot in painted steel and aluminum. Includes molded water saucer and three round flower pots. Triangular hanging wire is 15 3/4" and ceiling mounted wire is up to 56 1/2". Hanging wires included. | Matte White Ral 9003 or Satin Black Ral 9011 | 1,895.00 |
| | GL-50-M-H | 9 1/4" | 17 5/16" | round | 12 lbs. | Round hanging flower pot in painted steel and aluminum. Includes molded water saucer and four round flower pots. Triangular hanging wire is 18 1/2" and ceiling mounted wire is up to 56 1/2". Hanging wires included. | Matte White Ral 9003 or Satin Black Ral 9011 | 1,995.00 |
| | GL-60-L-H | 9 1/4" | 20 1/4" | round | 14 lbs. | Round hanging flower pot in painted steel and aluminum. Includes molded water saucer and five round flower pots. Triangular hanging wire is 21 5/8" and ceiling mounted wire is up to 56 1/2". Hanging wires included. | Matte White Ral 9003 or Satin Black Ral 9011 | 2,345.00 |

GREEN LIGHT


FINISH COLORS



Matte White



Black






ADDITIONAL NOTES

Ships via UPS.

GREENLIGHT-C includes two triangular hanging steel wires which are 15 3/4" long. The ceiling chain extends up to 56 1/2".

GREENLIGHT includes a plastic internal liner (6 1/8" H x 19 3/8" W x 7" D) with a drip tray that snaps to the bottom of the liner. Plants must be housed in small pots within internal liner.

Sample chips available.

| LINE ART | MODEL | H | W | D | WEIGHT | DESCRIPTION | COLOR/FINISH | LIST PRICE |
|---|--------------|--------|---------|--------|--------|--|---|------------|
|  | GREENLIGHT-C | 6 3/4" | 19 3/4" | 7 1/2" | 6 lbs. | Indoor rectangular aluminum hanging planter with steel base. Includes plastic molded water saucer and internal liner. Triangular hanging steel wires are 15 3/4" long/ceiling chain up to 56 1/2". Two hanging steel wires included. | Matte White RAL 9003 or Satin Black RAL 9011 | 975.00 |
|  | GREENLIGHT-T | 9 1/2" | 19 3/4" | 7 1/2" | 6 lbs. | Indoor rectangular aluminum freestanding planter with steel base. Includes plastic molded water saucer and internal liner. | Matte White RAL 9003 or Satin Black RAL 9011 | 975.00 |
|  | GREENLIGHT-P | 6 3/4" | 19 3/4" | 8" | 6 lbs. | Indoor rectangular aluminum wall mounted planter with steel base. Includes painted steel wall mounted shelf, plastic molded water saucer and internal liner. | Matte White RAL 9003 or Satin Black RAL 9011 | 995.00 |

ADDITIONAL NOTES

Ships via common carrier.

All 20" tall ("M" models) and 36" tall ("H" models) Kaskad planters include 14 1/2" x 26 1/2" polybag(s) that can be filled with pea gravel to add ballast as required, depending on the specific situation [i.e., when using dense/tall plant material, where the units are situated, etc.]. Each polybag, if filled to 50% full with pea gravel, will add approximately 25 pounds of weight to the base. If additional stability is required, floor anchors can be provided upon request for no charge (hardware not included).








All 36" high Kaskad units are shipped to you completely assembled with adjustable glides in place on the base. Also included in the carton are two stabilizer bases that can be used in place of the adjustable glides for additional stability when the units are placed in open areas.






Kaskad's fully enclosed watertight internal liner is 7 3/4" deep and can be removed if it is not being used to contain the plants.

KAS-0936 units and KAS-1836 units utilize two separate internal liners for plants.

Sample chips available.



| LINE ART | MODEL | H | W | D | WEIGHT | DESCRIPTION | COLOR/FINISH | LIST PRICE |
|---|-----------|-----|-----|-----|---------|---|---|------------|
|  | KAS-0918S | 12" | 18" | 9" | 18 lbs. | Indoor painted steel rectangular planter with liner and adjustable glides | Textured Bronze, Textured White Ral 9010 or Textured Silver | 625.00 |
|  | KAS-0918M | 20" | 18" | 9" | 24 lbs. | Indoor painted steel rectangular planter with liner and adjustable glides | Textured Bronze, Textured White Ral 9010 or Textured Silver | 795.00 |
|  | KAS-0918H | 36" | 18" | 9" | 36 lbs. | Indoor painted steel rectangular planter with liner, adjustable glides and two stabilizer bases that can be used in place of adjustable glides for additional stability | Textured Bronze, Textured White Ral 9010 or Textured Silver | 995.00 |
|  | KAS-0936S | 12" | 36" | 9" | 32 lbs. | Indoor painted steel rectangular planter with liner and adjustable glides | Textured Bronze, Textured White Ral 9010 or Textured Silver | 1,075.00 |
|  | KAS-0936M | 20" | 36" | 9" | 41 lbs. | Indoor painted steel rectangular planter with liner and adjustable glides | Textured Bronze, Textured White Ral 9010 or Textured Silver | 1,235.00 |
|  | KAS-0936H | 36" | 36" | 9" | 59 lbs. | Indoor painted steel rectangular planter with liner, adjustable glides and two stabilizer bases that can be used in place of adjustable glides for additional stability | Textured Bronze, Textured White Ral 9010 or Textured Silver | 1,475.00 |
|  | KAS-1818S | 12" | 18" | 18" | 28 lbs. | Indoor painted steel square planter with liner and adjustable glides | Textured Bronze, Textured White Ral 9010 or Textured Silver | 810.00 |

| | | | | | | | | |
|---|-----------|-----|-----|---------|---------|--|--|----------|
|  | KAS-1818M | 20" | 18" | 18" | 34 lbs. | Indoor painted steel square planter with liner and adjustable glides | Textured Bronze, Textured White Ral 9010 or Textured Silver | 1,035.00 |
|  | KAS-1836S | 12" | 36" | 18" | 49 lbs | Indoor painted steel rectangular planter with liner and adjustable glides | Textured Bronze, Textured White Ral 9010 or Textured Silver | 1,335.00 |
|  | KAS-1836M | 20" | 36" | 18" | 59 lbs. | Indoor painted steel rectangular planter with liner and adjustable glides | Textured Bronze, Textured White Ral 9010 or Textured Silver | 1,585.00 |
|  | KAS-PS | 12" | 13" | 28 1/2" | 26 lbs. | Indoor painted steel parallelogram shaped planter with liner and adjustable glides | Textured Bronze, Textured White Ral 9010 or Textured Silver | 895.00 |
|  | KAS-PM | 20" | 13" | 28 1/2" | 38 lbs | Indoor painted steel parallelogram shaped planter with liner and adjustable glides | Textured Bronze, Textured White Ral 9010 or Textured Silver | 1,125.00 |

LAURA

FINISH COLORS



White



ADDITIONAL NOTES

Ships via UPS
Sample chips available.

| LINE ART | MODEL | H | W | D | WEIGHT | DESCRIPTION | COLOR/FINISH | LIST PRICE |
|---|-------|---------|---------|-------|---------|--|----------------------|------------|
|  | LAURA | 19 3/4" | 27 5/8" | round | 36 lbs. | Round table with planter or storage space in base. Planter area is 9 1/2" high x15 3/4" round. Indoor only. | Matte White Ral 9003 | 2,625.00 |

PIC

BODY FINISH COLORS



Silver



White

TOP FINISH COLORS



Silver



White

ADDITIONAL NOTES

Ships via common carrier.






PIC planter can be used with or without a lid, depending on the fit of the plants.

Each square and rectangular lid comes in 2 parts, split in half diagonally. This allows for easy lid removal with minimal handling or moving of the plant.

Each planter compartment has an internal liner for plants that is 9 7/16" deep. The PIC-60 plant liner measures 9 7/16" x 9 7/16" at the top and 4 15/16" x 4 15/16" at the bottom. The PIC-90R plant liner measures 15 3/8" x 9 7/16" at the top and 10 13/16" x 4 15/16" at the bottom.

Sample chips available.



| LINE ART | MODEL | H | W | D | WEIGHT | DESCRIPTION | COLOR/FINISH | LIST PRICE |
|---|-------------|-----------|-----------|---------|---------|--|--|------------|
|  | PIC-60-P | 26 15/16" | 11 7/8" | 11 7/8" | 15 lbs. | Indoor single compartment painted steel square planter with internal liner and removable top. | White or Silver Body & White or Silver Top | 1,055.00 |
|  | PIC-2x60-P | 26 15/16" | 23 5/8" | 11 7/8" | 31 lbs. | Indoor double compartment painted steel planter with two internal liners and removable tops. | White or Silver Body & White or Silver Top | 1,595.00 |
|  | PIC-3x60-P | 26 15/16" | 35 5/16" | 11 7/8" | 50 lbs. | Indoor triple compartment painted steel planter with three internal liners and removable tops. | White or Silver Body & White or Silver Top | 2,415.00 |
|  | PIC-90R-P | 26 15/16" | 17 11/16" | 11 7/8" | 22 lbs. | Indoor single compartment painted steel rectangular planter with internal liner and removable top. | White or Silver Body & White or Silver Top | 1,170.00 |
|  | PIC-2x90R-P | 26 15/16" | 35 5/16" | 11 7/8" | 50 lbs. | Indoor double compartment painted steel rectangular planter with two internal liners and removable tops. | White or Silver Body & White or Silver Top | 2,365.00 |


BENCHES

HOME → PRODUCTS → BENCHES



RESPIT

FINISH COLORS



White Ral 9016



Copper Brown Ral 8004



Moss Grey Ral 7003


CUSHION FINISHES



Siltech Grain 6300-2



Siltech Grain 6300-22



Siltech Grain 6300-26



Siltech Press 6298-113




Siltech Press 6298-114




Siltech Press 6298-135



Siltech Press 6298-138



Siltech Press 6298-141



Siltech Press 6298-159



Siltech Press 6298-164

ADDITIONAL NOTES

Ships via common carrier.

RESPIT meets or exceeds the minimum requirements per ANSI/BIFMA X5.4-2012 lounge and public seating standard.



RESPIT can be bolted to the floor (hardware not included). Comes with non-skid polyurethane on bench legs to grip the floor surface and prevent sliding.

Cushion on RESPIT-01C is polyurethane foam - 47 3/8" wide x 17 7/16" deep x 1" high. Cushion is easily removeable for cleaning, secured to the bench using velcro strips.

COM subject to approval, contact Customer Service for details.

Sample chips available.



| LINE ART | MODEL | H | W | D | WEIGHT | DESCRIPTION | COLOR/FINISH | LIST PRICE |
|---|------------|---------|---------|-----|---------|---|---|------------|
|  | RESPIT-01 | 16 1/2" | 62 1/4" | 18" | 60 lbs. | Painted steel bench for indoor environments. | Seat and frame in White RAL 9016 or seat in Moss Grey RAL 7003 with frame in Copper Brown RAL 8004 | 2,175.00 |
|  | RESPIT-01C | 16 7/8" | 62 1/4" | 18" | 63 lbs. | Painted steel bench with cushion for indoor environments. | Seat and frame in White RAL 9016 or seat in Moss Grey RAL 7003 with frame in Copper Brown RAL 8004. Cushion available in any Carnegie Siltech Press 6298 or Carnegie Siltech Grain 6300 upholstery. | 2,895.00 |

WORKSPACE & COLLABORATIVE CARTS

HOME → PRODUCTS → WORKSPACE & COLLABORATIVE CARTS



HOLD

FINISH COLORS



Textured Black



Textured Forge Grey









Textured White

ADDITIONAL NOTES

Ships via common carrier.

Sample chips available.



| LINE ART | MODEL | H | W | D | WEIGHT | DESCRIPTION | COLOR/FINISH | LIST PRICE |
|---|---------------|---------|---------|---------|---------|--|---|------------|
|  | HOLD | 20 7/8" | 8 5/8" | 19" | 25 lbs. | Painted steel utility cart with one fixed shelf and methacrylate top. | Textured White, Textured Black Ral9011, Textured Forge Grey | 895.00 |
|  | HOLD-CST | 23" | 10 7/8" | 19" | 30 lbs. | Painted steel utility cart with one fixed shelf, methacrylate top and casters. | Textured White, Textured Black Ral9011, Textured Forge Grey | 1,225.00 |
|  | HOLD OFC | 29 1/4" | 10 3/8" | 15" | 32 lbs. | Painted steel utility cart with one fixed shelf and methacrylate top. | Textured White, Textured Black Ral9011, Textured Forge Grey | 1,095.00 |
|  | HOLD-OFC-CST | 32" | 13 3/8" | 15" | 37 lbs. | Painted steel utility cart with one fixed shelf, methacrylate top and casters. | Textured White, Textured Black Ral9011, Textured Forge Grey | 1,445.00 |
|  | HOLD HIGH | 40 3/8" | 9 7/8" | 15 1/8" | 51 lbs. | Painted steel utility cart with two fixed shelves and methacrylate top. | Textured White, Textured Black Ral9011, Textured Forge Grey | 1,265.00 |
|  | HOLD HIGH-CST | 43" | 13 3/8" | 15 1/8" | 56 lbs. | Painted steel utility cart with two fixed shelves, methacrylate top and casters. | Textured White, Textured Black Ral9011, Textured Forge Grey | 1,645.00 |

HOLD DAILY

CART FINISH COLORS



Textured White

BOX FINISH COLORS



Textured Black



Textured Forge Grey






Textured White

ADDITIONAL NOTES

Ships via common carrier.

Sample chips available.



| LINE ART | MODEL | H | W | D | WEIGHT | DESCRIPTION | COLOR/FINISH | LIST PRICE |
|---|----------------|---------|---------|---------|---------|---|--|------------|
|  | HOLD-DAILY | 36 1/4" | 14 1/4" | 19 1/8" | 35 lbs. | Painted steel utility cart with one fixed shelf. 2 1/2" high casters included. | Textured White | 1,745.00 |
|  | HOLD-DAILY-DR | 36 1/4" | 14 1/4" | 19 1/8" | 37 lbs. | Painted steel utility cart with one fixed shelf and locking door. 2 1/2" high casters included. | Textured White | 2,035.00 |
|  | HOLD-DAILY-BOX | 9 1/16" | 9 1/8" | 9 1/8" | 2 lbs. | Painted metal storage box for use in either model above. | Textured White, Textured Forge Grey, Textured Black Ral 9011 | 345.00 |

STORE

CART FINISH COLORS



Textured Black



Textured Forge Grey



Textured White

HANGING ACCESSORIES FINISH COLORS



Textured Black



Textured Forge Grey



Textured White



Mustard






Grey Beige

ADDITIONAL NOTES

Ships via common carrier.

Sample chips available.



| LINE ART | MODEL | H | W | D | WEIGHT | DESCRIPTION | COLOR/FINISH | LIST PRICE |
|---|-------------|---------|---------|---------|---------|---|--|------------|
|  | STORE-CST | 25 3/4" | 12 1/2" | 21 1/2" | 30 lbs. | Painted steel work space utility cart with one fixed shelf, a strap handle and color coordinated locking casters. | Textured White with Light Grey strap or Textured Black Ral 9011, with Anthracite Grey Strap or Textured Forge Grey with Anthracite Grey strap. | 1,095.00 |
|  | STORE-MAG | 11 7/8" | 7 1/8" | 1 9/16" | 4 lbs. | Optional magazine shelf to hang on either side. | Textured White, Textured Black Ral 9011, Textured Forge Grey, Matte Grey Beige Ral 1019 or Mustard Gloss Ral 1012. | 95.00 |
|  | STORE-SHELF | 4 9/16" | 7 3/16" | 4 1/2" | 2 lbs. | Optional side shelf to hang on either side of unit. Includes cup holder.(Cup not included) | Textured White, Textured Black Ral 9011, Textured Forge Grey, Matte Grey Beige Ral 1019 or Mustard Gloss Ral 1012. | 145.00 |

DESK ACCESSORIES

[HOME](#) → [PRODUCTS](#) → [DESK ACCESSORIES](#)

MADISON



NEW PORT



NEW PORT HIGH DESK MOUNT



NEW PORT HIGH FREESTANDING



NEW WAVE



REST



SUM



SUP



YOUNG



MADISON

FINISH COLORS



White



Black

ATLANTIC COLLECTION FABRIC FINISH COLORS



Basalt 60999



Champagne 61166



Charcoal 60025



Fallow 63057



Jasper 64092



Maya 66063



Mineral 60143




Nordic 67030



Prussia 66064



Shadow 61163



Storm 67043



String 61078



Zinc 60011

ROCCIA COLLECTION FABRIC FINISH COLORS




Alpaga 1502



Amaranth 4502



Chambray 8030



Denim 6502



Jute 3506



Kilim 5504



Liberty 6508



Loden 7504



Madras 3508



Metis 8501

ADDITIONAL NOTES

Ships via UPS.

MADISON can be ordered with the same or different color fabric on each side.

Painted steel base is 6 3/4" diameter.

Screen depth is 1 1/4".


The sound absorption properties of MADISON start with an insulating core which is covered on both sides by a highly absorbent melamine foam. The weighted sound reduction index is 11 dB.


COM available upon approval - contact Customer Service for details.

Sample chips available.



| LINE ART | MODEL | H | W | D | WEIGHT | DESCRIPTION | COLOR/FINISH | LIST PRICE |
|----------|----------|----------|-----|--------|---------|--|--|------------|
| | MA-42-66 | 16 7/32" | 26" | 6 3/4" | 15 lbs. | Desktop screen with acoustic fabric and one circular base on the side. | Base in White or Black; Acoustic Fabric Screens available in Atlantic fabrics: String 61078, Shadow 61163, Zinc 60011, Charcoal 60025, Storm 67043, Maya 66063, Prussia 66064, Mineral 60143, Nordic 67030, Basalt 60999, Jasper 64092, Fallow 63057, Champagne 61166 & Roccia fabrics: Alpaga 1502, Amaranth 4502, Kilim 5504, Jute 3506, Liberty 6508, Denim 6502, Madras 3508, Loden 7504, Metis 8501, Chambray 8030. | 670.00 |

| | | | | | | | | |
|---|-----------|----------|---------|--------|---------|--|--|--------|
|  | MA-42-80 | 16 7/32" | 31 3/8" | 6 3/4" | 16 lbs. | Desktop screen with acoustic fabric and one circular base on the side. | Base in White or Black; Acoustic Fabric Screens available in Atlantic fabrics: String 61078, Shadow 61163, Zinc 60011, Charcoal 60025, Storm 67043, Maya 66063, Prussia 66064, Mineral 60143, Nordic 67030, Basalt 60999, Jasper 64092, Fallow 63057, Champagne 61166 & Roccia fabrics: Alpaga 1502, Amaranth 4502, Kilim 5504, Jute 3506, Liberty 6508, Denim 6502, Madras 3508, Loden 7504, Metis 8501, Chambray 8030. | 695.00 |
| | MA-42-100 | 16 7/32" | 39 3/8" | 6 3/4" | 18 lbs. | Desktop screen with acoustic fabric and one circular base on the side. | Base in White or Black; Acoustic Fabric Screens available in Atlantic fabrics: String 61078, Shadow 61163, Zinc 60011, Charcoal 60025, Storm 67043, Maya 66063, Prussia 66064, Mineral 60143, Nordic 67030, Basalt 60999, Jasper 64092, Fallow 63057, Champagne 61166 & Roccia fabrics: Alpaga 1502, Amaranth 4502, Kilim 5504, Jute 3506, Liberty 6508, Denim 6502, Madras 3508, Loden 7504, Metis 8501, Chambray 8030. | 735.00 |
| | MA-42-120 | 16 7/32" | 47 1/4" | 6 3/4" | 25 lbs. | Desktop screen with acoustic fabric and two circular bases on either side. | Base in White or Black; Acoustic Fabric Screens available in Atlantic fabrics: String 61078, Shadow 61163, Zinc 60011, Charcoal 60025, Storm 67043, Maya 66063, Prussia 66064, Mineral 60143, Nordic 67030, Basalt 60999, Jasper 64092, Fallow 63057, Champagne 61166 & Roccia fabrics: Alpaga 1502, Amaranth 4502, Kilim 5504, Jute 3506, Liberty 6508, Denim 6502, Madras 3508, Loden 7504, Metis 8501, Chambray 8030. | 785.00 |
| | MA-42-140 | 16 7/32" | 55 1/8" | 6 3/4" | 27 lbs. | Desktop screen with acoustic fabric and two circular bases on either side. | Base in White or Black; Acoustic Fabric Screens available in Atlantic fabrics: String 61078, Shadow 61163, Zinc 60011, Charcoal 60025, Storm 67043, Maya 66063, Prussia 66064, Mineral 60143, Nordic 67030, Basalt 60999, Jasper 64092, Fallow 63057, Champagne 61166 & Roccia fabrics: Alpaga 1502, Amaranth 4502, Kilim 5504, Jute 3506, Liberty 6508, Denim 6502, Madras 3508, Loden 7504, Metis 8501, Chambray 8030. | 875.00 |

| | | | | | | | | |
|---|-----------|----------|-----|--------|---------|--|--|--------|
|  | MA-42-160 | 16 7/32" | 63" | 6 3/4" | 29 lbs. | Desktop screen with acoustic fabric and two circular bases on either side. | Base in White or Black; Acoustic Fabric Screens available in Atlantic fabrics: String 61078, Shadow 61163, Zinc 60011, Charcoal 60025, Storm 67043, Maya 66063, Prussia 66064, Mineral 60143, Nordic 67030, Basalt 60999, Jasper 64092, Fallow 63057, Champagne 61166 & Roccia fabrics: Alpaga 1502, Amaranth 4502, Kilim 5504, Jute 3506, Liberty 6508, Denim 6502, Madras 3508, Loden 7504, Metis 8501, Chambray 8030. | 975.00 |
|---|-----------|----------|-----|--------|---------|--|--|--------|

NEW PORT

ATLANTIC COLLECTION FABRIC FINISH COLORS



Basalt 60999



Champagne 61166



Charcoal 60025



Fallow 63057



Jasper 64092




Maya 66063



Mineral 60143




Nordic 67030



Prussia 66064




Shadow 61163



Storm 67043



String 61078



Zinc 60011

ROCCIA COLLECTION FABRIC FINISH COLORS



Alpaga 1502



Amaranth 4502



Chambray 8030



Denim 6502



Jute 3506



Kilim 5504



Liberty 6508



Loden 7504




Madras 3508



Metis 8501

ACOUSTIC PET FINISH COLORS



Abyss F08




Alabaster F13



Amber F15



Chestnut F03



Cork F10



Dragee F05



Moss F18



Vermillion F19

HOW TO ORDER

#1

Configure New Port
Rail System

#2

Select Mounting
Setup

#3

Select NewWave
Accessories

- First, configure your New Port tool rail system by referring to the Tool Rail & Screen Specification Table below [Table I].
 - Select a tool rail length and finish color [Column A].
 - If specifying a tool rail without a screen, select a cover color and identify the appropriate model number based on tool rail length [Column B].
 - If specifying a tool rail with a screen, choose your desired screen material - Acoustic PET (and corresponding finish color), Acoustic Fabric (and corresponding finish color), Opaque, Tempered Glass or Writeable Glass; and identify the appropriate model number based on tool rail length [Column C].
- Next, select a mounting setup from the Mounting Specification Table [Table II].
 - Select a mounting height [above the desk] for the tool rail [Column A].
 - Next, select the appropriate mounting hardware for the desk and identify the appropriate model number based on mounting level [Column B].
- Finally, select your New Wave accessories which hang off of the New Wave tool rail.

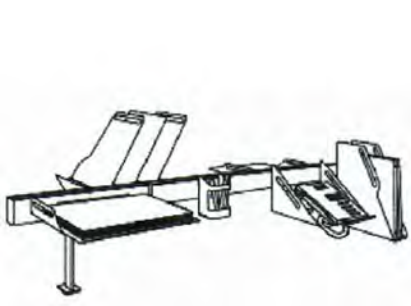
ADDITIONAL NOTES

Ships via common carrier.

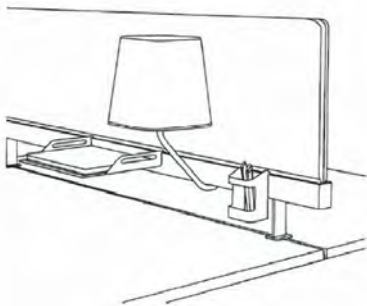
Sample chips and fabric samples available.

NEW PORT is a flexible, versatile tool rail system that creates clean, personal “up and off the desk” organization which can be configured in a number of different ways, as follows:

- The NEW PORT tool rail is available in varying lengths to accommodate different desk sizes.
- The NEW PORT tool rail can include no privacy screen or a 15-3/8” high privacy screen made of acoustic fabric, acoustic PET, writeable glass or opaque tempered glass.
- The NEW PORT tool rail can be mounted to the desk at multiple heights, and in multiple ways.
- The NEW PORT tool rail can be used in single-sided or double-sided desk environments.
- The NEW PORT tool rail can accommodate a wide range of NEW WAVE desk accessories.



NEW PORT shown with no privacy screen



NEW PORT shown with privacy screen and NEW WAVE accessories

TABLE I – TOOL RAIL & SCREEN SPECIFICATION TABLE



| A. Tool Rail (Including End Caps) | B. Tool Rail With No Screen | | C. Tool Rail With Screen | | | | | | | |
|---|-----------------------------|------------|--|------------|--|------------|------------------------------|------------|------------------------|------------|
| | | | Acoustic PET Screen | | Acoustic Fabric Screen | | Opaque Tempered Glass Screen | | Writeable Glass Screen | |
| Tool Rail available in White, Sand, Silver or Black | | | Acoustic PET Screens available in Abyss, Alabaster, Amber, Chestnut, Cork, Dragee, Moss or Vermillion. | | Acoustic Fabric finishes available from Atlantic or Roccia fabric collections. | | While Supplies Last | | While Supplies Last | |
| Tool Rail Length* | Model | List Price | Model | List Price | Model | List Price | Model | List Price | Model | List Price |
| 21" | NP-53EP | \$210 | NP-53CFA | \$398 | NP-53CTA | \$540 | NP-53CVO | \$605 | NP-53CVT | \$775 |
| 31 1/2" | NP-80EP | \$236 | NP-80CFA | \$420 | NP-80CTA | \$610 | NP-80CVO | \$650 | NP-80CVT | \$830 |
| 39 3/8" | NP-100EP | \$265 | NP-100CFA | \$485 | NP-100CTA | \$705 | NP-100CVO | \$755 | NP-100CVT | \$950 |
| 47 1/4" | NP-120EP | \$295 | NP-120CFA | \$570 | NP-120CTA | \$815 | NP-120CVO | \$845 | NP-120CVT | \$1090 |
| 55 1/8" | NP-140EP | \$335 | NP-140CFA | \$660 | NP-140CTA | \$915 | NP-140CVO | \$970 | NP-140CVT | \$1260 |
| 63" | NP-160EP | \$375 | NP-160CFA | \$805 | NP-160CTA | \$995 | NP-160CVO | \$1080 | NP-160CVT | \$1420 |

*Custom tool rail lengths available, contact Customer Service for details.

TABLE II – MOUNTING SPECIFICATION TABLE



| A. Mounting Height | B. Mounting Type & Hardware | | | | | |
|---------------------|-----------------------------|------------|-------------------|------------|---------------|------------|
| | Single Sided Desk | | Double Sided Desk | | Through Desk* | |
| Mounting Level | Model | List Price | Model | List Price | Model | List Price |
| Desktop Level | NP-00P | \$150 | NP-00M | \$98 | NP-00F | \$98 |
| 3 15/16" Above Desk | NP-10P | \$198 | NP-10M | \$155 | NP-10F | \$155 |
| 7 7/8" Above Desk | NP-20P | \$198 | NP-20M | \$155 | NP-20F | \$155 |

*The minimum hole size for mounting through the desk is 5/8". The Maximum desk thickness for single sided clamp is 1 5/8". Double sided or through desk maximum desk thickness is 2 1/4"

TABLE III – OVERALL DIMENSIONS

Please note, the overall dimensions shown here include the tool rail, screen (if applicable) and mounting hardware.

| Toolbar Length | Overall Dimensions – No Screen (Model NP-EP) | | | | | | | | | | | |
|----------------|--|---------|----------|-----------------|---------------------------|---------|---------|-----------------|-------------------------|---------|----------|-----------------|
| | Desktop Level Mount | | | | 3 15/16" Above Desk Mount | | | | 7 7/8" Above Desk Mount | | | |
| | H | W | D | Shipping Weight | H | W | D | Shipping Weight | H | W | D | Shipping Weight |
| 21" | 2 3/8" | 21" | 1 11/16" | 5 lbs | 6 5/16" | 21" | 1 11/16 | 7 lbs. | 10 1/4" | 21" | 1 11/16" | 8 lbs. |
| 31 1/2" | 2 3/8" | 31 1/2" | 1 11/16" | 7 lbs | 6 5/16" | 31 1/2" | 1 11/16 | 9 lbs. | 10 1/4" | 31 1/2" | 1 11/16" | 10 lbs. |
| 39 3/8" | 2 3/8" | 39 3/8" | 1 11/16" | 7 lbs | 6 5/16" | 39 3/8" | 1 11/16 | 9 lbs. | 10 1/4" | 39 3/8" | 1 11/16" | 10 lbs. |
| 47 1/4" | 2 3/8" | 47 1/4" | 1 11/16" | 8 lbs | 6 5/16" | 47 1/4" | 1 11/16 | 10 lbs. | 10 1/4" | 47 1/4" | 1 11/16" | 11 lbs. |
| 55 1/8" | 2 3/8" | 55 1/8" | 1 11/16" | 9 lbs | 6 5/16" | 55 1/8" | 1 11/16 | 11 lbs. | 10 1/4" | 55 1/8" | 1 11/16" | 12 lbs. |
| 63" | 2 3/8" | 63" | 1 11/16" | 10 lbs | 6 5/16" | 63" | 1 11/16 | 12 lbs. | 10 1/4" | 63" | 1 11/16" | 13 lbs. |

| Toolbar Length | Overall Dimensions – With Screen (Models NP-CFA, CTA, CVO, CVT) | | | | | | | | | | | |
|----------------|---|---------|----------|-----------------|---------------------------|---------|---------|-----------------|-------------------------|---------|----------|-----------------|
| | Desktop Level Mount | | | | 3 15/16" Above Desk Mount | | | | 7 7/8" Above Desk Mount | | | |
| | H | W | D | Shipping Weight | H | W | D | Shipping Weight | H | W | D | Shipping Weight |
| 21" | 17 3/4" | 21" | 1 11/16" | 21 lbs | 21 11/16" | 21" | 1 11/16 | 23 lbs. | 25 5/8" | 21" | 1 11/16" | 24 lbs. |
| 31 1/2" | 17 3/4" | 31 1/2" | 1 11/16" | 23 lbs | 21 11/16" | 31 1/2" | 1 11/16 | 25 lbs. | 25 5/8" | 31 1/2" | 1 11/16" | 26 lbs. |
| 39 3/8" | 17 3/4" | 39 3/8" | 1 11/16" | 25 lbs | 21 11/16" | 39 3/8" | 1 11/16 | 27 lbs. | 25 5/8" | 39 3/8" | 1 11/16" | 28 lbs. |
| 47 1/4" | 17 3/4" | 47 1/4" | 1 11/16" | 28 lbs | 21 11/16" | 47 1/4" | 1 11/16 | 30 lbs. | 25 5/8" | 47 1/4" | 1 11/16" | 31 lbs. |
| 55 1/8" | 17 3/4" | 55 1/8" | 1 11/16" | 31 lbs | 21 11/16" | 55 1/8" | 1 11/16 | 33 lbs. | 25 5/8" | 55 1/8" | 1 11/16" | 34 lbs. |
| 63" | 17 3/4" | 63" | 1 11/16" | 35 lbs | 21 11/16" | 63" | 1 11/16 | 37 lbs. | 25 5/8" | 63" | 1 11/16" | 38 lbs. |

NEW PORT HIGH DESK MOUNT

FINISH COLORS



White



ADDITIONAL NOTES

Ships via common carrier.

NEW PORT HIGH single sided C-clamp (i.e. model NP-76-CVC-S-00P) is compatible with worksurfaces ranging from 7/8" to 1 5/8" thick. C-clamp is not compatible with knife edge surfaces.

NEW PORT HIGH for mounting between worksurfaces (i.e. model NP-76-CVC-F-00M) is compatible with worksurfaces as thick as 2 1/4".




NEW PORT HIGH glass screen can be disinfected with a mild bleach or alcohol cleaner. NEW PORT tool rail can be cleaned with a mild, non-abrasive cleaner to preserve paint finish.

NEW PORT HIGH tool rail can accommodate a wide range of NEW WAVE desk accessories: NW-10 mail tray, NW-23NP locking box, NW-40 shelf or NW-80 pencil tray.

Additional finish colors available for painted aluminum tool rail, extended lead times apply - contact customer service for details.

Custom lengths available - extended lead times apply, contact customer service for details.

| LINE ART | MODEL | H | W | D | WEIGHT | DESCRIPTION | COLOR/FINISH | LIST PRICE |
|----------|------------------|---------|-----------|----------|---------|--|---|------------|
| | NP-76-CVC-S-00P | 23 5/8" | 29 15/16" | 1 11/16" | 21 lbs. | Painted aluminum tool rail with clear tempered glass screen. Includes mounting hardware for single sided worksurface edge (C-clamp). | White tool rail and mounting hardware with clear tempered glass screen. | 715.00 |
| | NP-100-CVC-S-00P | 23 5/8" | 39 3/8" | 1 11/16" | 26 lbs. | Painted aluminum tool rail with clear tempered glass screen. Includes mounting hardware for single sided worksurface edge (C-clamp). | White tool rail and mounting hardware with clear tempered glass screen. | 755.00 |
| | NP-120-CVC-S-00P | 23 5/8" | 47 1/4" | 1 11/16" | 31 lbs. | Painted aluminum tool rail with clear tempered glass screen. Includes mounting hardware for single sided worksurface edge (C-clamp). | White tool rail and mounting hardware with clear tempered glass screen. | 865.00 |
| | NP-140-CVC-S-00P | 23 5/8" | 55 1/8" | 1 11/16" | 36 lbs. | Painted aluminum tool rail with clear tempered glass screen. Includes mounting hardware for single sided worksurface edge (C-clamp). | White tool rail and mounting hardware with clear tempered glass screen. | 940.00 |
| | NP-160-CVC-S-00P | 23 5/8" | 63" | 1 11/16" | 41 lbs. | Painted aluminum tool rail with clear tempered glass screen. Includes mounting hardware for single sided worksurface edge (C-clamp). | White tool rail and mounting hardware with clear tempered glass screen. | 1,005.00 |
| | NP-76-CVC-F-00M | 23 5/8" | 29 15/16" | 1 11/16" | 21 lbs. | Painted aluminum tool rail with clear tempered glass screen. Includes mounting hardware for between two worksurfaces. | White tool rail and mounting hardware with clear tempered glass screen. | 715.00 |
| | NP-100-CVC-F-00M | 23 5/8" | 39 3/8" | 1 11/16" | 26 lbs. | Painted aluminum tool rail with clear tempered glass screen. Includes mounting hardware for between two worksurfaces. | White tool rail and mounting hardware with clear tempered glass screen. | 755.00 |

| | | | | | | | | |
|---|------------------|---------|---------|----------|---------|---|---|----------|
|  | NP-120-CVC-F-00M | 23 5/8" | 47 1/4" | 1 11/16" | 31 lbs. | Painted aluminum tool rail with clear tempered glass screen. Includes mounting hardware for between two worksurfaces. | White tool rail and mounting hardware with clear tempered glass screen. | 865.00 |
|  | NP-140-CVC-F-00M | 23 5/8" | 55 1/8" | 1 11/16" | 36 lbs. | Painted aluminum tool rail with clear tempered glass screen. Includes mounting hardware for between two worksurfaces. | White tool rail and mounting hardware with clear tempered glass screen. | 940.00 |
|  | NP-160-CVC-F-00M | 23 5/8" | 63" | 1 11/16" | 41 lbs. | Painted aluminum tool rail with clear tempered glass screen. Includes mounting hardware for between two worksurfaces. | White tool rail and mounting hardware with clear tempered glass screen. | 1,005.00 |

NEW PORT HIGH FREESTANDING

FINISH COLORS



White



ADDITIONAL NOTES

Ships via common carrier.

Each round base has a 7 11/16" diameter.

NEW PORT HIGH glass screen can be disinfected with a mild bleach or alcohol cleaner. NEW PORT tool rail can be cleaned with a mild, non-abrasive cleaner to preserve paint finish.

NEW PORT tool rail can accommodate a wide range of NEW WAVE desk accessories: NW-10 mail tray, NW-23NP locking box, NW-40 shelf or NW-80 pencil tray.

Additional finish colors available for painted aluminum tool rail, extended lead times apply - contact customer service for details.

Custom lengths available - extended lead times apply, contact customer service for details.

| LINE ART | MODEL | H | W | D | WEIGHT | DESCRIPTION | COLOR/FINISH | LIST PRICE |
|----------|--------------|---------|-----------|----------|---------|---|---|------------|
| | NP-76-CVC-P | 23 5/8" | 29 15/16" | 7 11/16" | 22 lbs. | Freestanding painted aluminum tool rail with two round bases and clear tempered glass screen. | White tool rail and round bases with clear tempered glass screen. | 715.00 |
| | NP-100-CVC-P | 23 5/8" | 39 3/8" | 7 11/16" | 27 lbs. | Freestanding painted aluminum tool rail with two round bases and clear tempered glass screen. | White tool rail and round bases with clear tempered glass screen. | 755.00 |
| | NP-120-CVC-P | 23 5/8" | 47 1/4" | 7 11/16" | 32 lbs. | Freestanding painted aluminum tool rail with two round bases and clear tempered glass screen. | White tool rail and round bases with clear tempered glass screen. | 865.00 |
| | NP-140-CVC-P | 23 5/8" | 55 1/8" | 7 11/16" | 37 lbs. | Freestanding painted aluminum tool rail with two round bases and clear tempered glass screen. | White tool rail and round bases with clear tempered glass screen. | 940.00 |
| | NP-160-CVC-P | 23 5/8" | 63" | 7 11/16" | 42 lbs. | Freestanding painted aluminum tool rail with two round bases and clear tempered glass screen. | White tool rail and round bases with clear tempered glass screen. | 1,005.00 |

NEW WAVE

FINISH COLORS



White



Black



Sand



Silver

ADDITIONAL NOTES










Ships via UPS








NEW WAVE Accessories are painted steel accessories that can be used with the SUM wall mounted tool rail as well as on one or both sides of the NEW PORT desk mounted tool rail being used with or without privacy screens.

New Wave accessories fit Steelcase and Dirtt slat wall. New Wave accessories can in certain cases be used with, or customized to fit, other manufacturers' slat wall systems. Contact customer service for details.

Sample chips available.



| LINE ART | MODEL | H | W | D | WEIGHT | DESCRIPTION | COLOR/FINISH | LIST PRICE |
|---|----------|-----------|-----------|---------|--------|--|------------------------------|------------|
|  | NW-10 | 1 3/4" | 13 1/2" | 10 3/8" | 4 lbs | Mail tray for use on New Port or Sum tool rail | White, Sand, Silver or Black | 105.00 |
|  | NW-102 | 6 11/16" | 13 1/2" | 10 3/8" | 9 lbs | Two stacked mail trays for use on New Port or Sum tool rail. Use with 3 15/16" or 7 7/8" uprights only | White, Sand, Silver or Black | 295.00 |
|  | NW-103 | 10 1/4" | 13 1/2" | 10 3/8" | 14 lbs | Three stacked mail trays for use on New Port or Sum tool rail. Use with 7 7/8" uprights only | White, Sand, Silver or Black | 395.00 |
|  | NW-21 | 11 11/16" | 10 7/16" | 4 5/16" | 2 lbs | Paper box for 8 1/2" x 11" paper for use on New Port or Sum tool rail. Use with 7 7/8" uprights only | White, Sand, Silver or Black | 140.00 |
|  | NW-22 | 7 7/16" | 5 3/8" | 4 5/8" | 2 lbs | Multi purpose storage cup for use on New Port or Sum tool rail. Use with 3 15/16" or 7 7/8" uprights only | White, Sand, Silver or Black | 85.00 |
|  | NW-23NP | 2" | 11 13/16" | 9 7/8" | 5 lbs. | Locking box to secure digital tools (iPad, smartphone, etc.) on New Port tool rail. Includes cable hole to allow connection for charger. Use with 3 15/16" or 7 7/8" uprights only | White, Sand, Silver or Black | 250.00 |
|  | NW-23SUM | 2" | 11 13/16" | 9 7/8" | 5 lbs. | Locking box to secure digital tools (iPad, smartphone, etc.) on SUM tool rail. Includes cable hole to allow connection for charger | White, Sand, Silver or Black | 250.00 |
|  | NW-30 | 4 13/16" | 3 1/4" | 2 1/2" | 1 lb. | Pencil cup for use on New Port or Sum tool rail. Use with 3 15/16" or 7 7/8" uprights only | White, Sand, Silver or Black | 55.00 |
|  | NW-40 | 1 7/8" | 17 5/16" | 10 3/8" | 5 lbs. | Shelf with pencil tray for use on New Port or Sum tool rail | White, Sand, Silver or Black | 145.00 |

| | | | | | | | | |
|---|------------|-----------|-----------|---------|--------|--|---|--------|
|  | NW-52 | 6 7/8" | 11" | 10 1/4" | 2 lbs. | Phone support tray for use on New Port or Sum tool rail. Use with 3 15/16" or 7 7/8" uprights only | White, Sand, Silver or Black | 135.00 |
|  | NW-60 | 10 3/8" | 13 5/8" | 9 7/8" | 6 lbs | 3 section sorter for use on New Port or Sum tool rail. Use with 3 15/16" or 7 7/8" uprights only | White, Sand, Silver or Black | 195.00 |
|  | NW-70 | 13 13/16" | 4" | 10 1/4" | 5 lbs | Binder support for use on New Port or Sum tool rail. Use with 7 7/8" uprights only | White, Sand, Silver or Black | 115.00 |
|  | NW-80 | 1 5/16" | 10 1/4" | 3 5/16" | 1 lb. | Pencil tray for use on New Port or Sum tool rail | White, Sand, Silver or Black | 65.00 |
|  | SU-82-NW | 11 13/16" | 11 13/16" | 1" | 1 lb. | Tackable board for use on New Port or Sum tool rail. Use with 7 7/8" uprights only | White, Sand, Black or Silver frame with trackable surface in Anthracite | 175.00 |
|  | MELO-NP-TM | 16" | 8 3/4" | 8 3/4" | 3 lbs. | Lamp with square shade that attaches to top of NewPort tool rail with no screen. Use with tool rail with no screen only. | Shade in White, Red or Purple. Arm in White, Sand, Silver or Black. | 535.00 |
|  | MELO-NP-UM | 17 1/2" | 8 3/4" | 8 3/4" | 3 lbs. | Lamp with square shade that mounts below New Port tool rail when using a screen. Use with 3 15/16" or 7 7/8" uprights only | Shade in White, Red or Purple. Arm in White, Sand, Silver or Black. | 535.00 |

REST














ADDITIONAL NOTES

Ships via UPS

REST faux leather desk pads can be embossed with a logo, contact Customer Service for details.

REST Antimicrobial models use CF Stinson® STP60 Raven fabric which contains an antimicrobial agent which inhibits the growth of microbes on the protected surface.

Sample chips available.

|  | LINE ART | MODEL | H | W | D | WEIGHT | DESCRIPTION | COLOR/FINISH | LIST PRICE |
|---|---|------------|--------|--------|-------|--------|--|--|------------|
| |  | REST-FL-04 | 16" | 22" | 3/16" | 1 lbs. | Faux leather large desk pad | Black 803, Regimental Blue 821, Elephant 828, Grey 808, Sea Oyster 827, Cayenne 901, Meadow 894, Reef 897, Ash 806, Beechwood 860. | 199.00 |
|  |  | REST-FL-05 | 12" | 18" | 3/16" | 1 lbs. | Faux leather small desk pad | Black 803, Regimental Blue 821, Elephant 828, Grey 808, Sea Oyster 827, Cayenne 901, Meadow 894, Reef 897, Ash 806, Beechwood 860. | 170.00 |
| |  | REST-FL-07 | 4 1/2" | 4 1/2" | 3/16" | 1 lbs. | Set of four coasters in faux leather | Black 803, Regimental Blue 821, Elephant 828, Grey 808, Sea Oyster 827, Cayenne 901, Meadow 894, Reef 897, Ash 806, Beechwood 860. | 160.00 |
|  |  | REST-AM-04 | 16" | 22" | 3/16" | 1 lbs. | Antimicrobial faux leather large desk pad | Black | 230.00 |
| |  | REST-AM-05 | 12" | 18" | 3/16" | 1 lbs. | Antimicrobial faux leather small desk pad | Black | 195.00 |
|  |  | REST-AM-07 | 4 1/2" | 4 1/2" | 3/16" | 1 lbs. | Set of four coasters in antimicrobial faux leather | Black | 185.00 |
| |  | REST-LT-04 | 16" | 22" | 3/16" | 1 lbs. | Leather large desk pad | Black | 580.00 |
|  |  | REST-LT-05 | 12" | 18" | 3/16" | 1 lbs. | Leather small desk pad | Black | 395.00 |

| | | | | | | | |
|------------|--------|--------|-------|--------|------------------------------|-------|--------|
| REST-LT-07 | 4 1/2" | 4 1/2" | 3/16" | 1 lbs. | Set of four leather coasters | Black | 160.00 |
|------------|--------|--------|-------|--------|------------------------------|-------|--------|



FINISH COLORS



White



Black



Sand



Silver








ADDITIONAL NOTES

Ships via UPS

Sum is a wall mounted painted steel tool rail that works with New Wave accessories.



Sample chips available.

| LINE ART | MODEL | H | W | D | WEIGHT | DESCRIPTION | COLOR/FINISH | LIST PRICE |
|---|---------|----|---------|------|--------|--|------------------------------|------------|
|  | SUM-80 | 2" | 31 1/2" | 1/2" | 3 lbs. | Painted steel wall mounted tool rail for use with new wave accessories | White, Sand, Silver or Black | 95.00 |
|  | SUM-100 | 2" | 39 3/8" | 1/2" | 4 lbs. | Painted steel wall mounted tool rail for use with new wave accessories | White, Sand, Silver or Black | 115.00 |
|  | SUM-120 | 2" | 47 1/4" | 1/2" | 5 lbs. | Painted steel wall mounted tool rail for use with new wave accessories | White, Sand, Silver or Black | 125.00 |
|  | SUM-140 | 2" | 55 1/8" | 1/2" | 6 lbs. | Painted steel wall mounted tool rail for use with new wave accessories | White, Sand, Silver or Black | 145.00 |
|  | SUM-160 | 2" | 63" | 1/2" | 7 lbs. | Painted steel wall mounted tool rail for use with new wave accessories | White, Sand, Silver or Black | 155.00 |

ADDITIONAL NOTES

Ships via UPS
Sample chips available.




| LINE ART | MODEL | H | W | D | WEIGHT | DESCRIPTION | COLOR/FINISH | LIST PRICE |
|---|------------|--------|--------|---------|--------|------------------------------|------------------------------|------------|
|  | SUP-PHONE | 3 5/8" | 2 3/8" | 2 7/8" | 1 lbs. | Desktop stand for smartphone | White, Sand, Black or Silver | 67.00 |
|  | SUP-TABLET | 5 3/4" | 8 7/8" | 4 3/16" | 2 lbs. | Desktop stand for tablet | White, Sand, Black or Silver | 120.00 |

FINISH COLORS



Light Grey PET



Dark Grey PET

ADDITIONAL NOTES

Ships via UPS

Constructed of 1/2" thick PET made with recycled content and featuring sound absorbtion properties.

Front interior compartment dimensions: 13" W x 3 5/8" D x 3 3/4"H. Back interior compartment dimensions: 13" W x 1 7/16" D x 8" H.



Sample chips available.



| LINE ART | MODEL | H | W | D | WEIGHT | DESCRIPTION | COLOR/FINISH | LIST PRICE |
|----------|---------|-----------|---------|---------|--------|--|--|------------|
| | YM20-CH | 11 11/16" | 14" | 7 5/16" | 3 lbs. | Personal caddy for laptops, tablets and other items made of Recycled PET with an Oak handle. | Dark Grey PET outer shell with Oak handle. Interior divider panel in Dark Grey or Light Grey with Dark Grey elastic strap. | 295.00 |
| | YM30 | 4 7/16" | 3 5/16" | 2 1/2" | 1 lb. | Pen box for YOU ME caddy. | Clear plastic. | 30.00 |

MAGAZINE RACKS

HOME → PRODUCTS → MAGAZINE RACKS






7000 SERIES

ADDITIONAL NOTES

Ships via FedEx




| LINE ART | MODEL | H | W | D | WEIGHT | DESCRIPTION | COLOR/FINISH | LIST PRICE |
|---|-------------|----------|----------|---------|---------|--|--|------------|
|  | 7050 | 63 7/16" | 13 7/8" | 15 1/2" | 27 lbs. | Five adjustable shelf textured metal magazine rack | Textured Dark Grey or Textured Silver | 1,395.00 |
|  | 7000 MS | 1" | 14" | 2" | 1 lbs. | Magnetic retaining bracket | Textured Dark Grey or Textured Silver | 110.00 |
|  | 7231 TORO W | 45 5/16" | 11 7/16" | 7 7/8" | 30 lbs. | Wall mounted brochure holder with 3 shelves | Textured Black steel frame with Silver shelves | 1,150.00 |

COMPACT SOISTES

ADDITIONAL NOTES

Ships via common carrier.




| LINE ART | MODEL | H | W | D | WEIGHT | DESCRIPTION | COLOR/FINISH | LIST PRICE |
|---|----------|-----------|---------|-----------|---------|---|---|------------|
|  | SOCC-4A4 | 68 11/16" | 13 3/4" | 11 13/16" | 60 lbs. | Free standing literature display with four shelves that are height adjustable on frame. Shelves can be set horizontally or at 30, 60 or 90 degrees. | Silver Anodized Aluminum frame. Silver painted base, polycarbonate shelves. | 1,450.00 |

ADDITIONAL NOTES

Ships via common carrier.



| LINE ART | MODEL | H | W | D | WEIGHT | DESCRIPTION | COLOR/FINISH | LIST PRICE |
|---|-----------|----------|-----|-----------|---------|---|---|------------|
|  | SOCU-1100 | 43 5/16" | 13" | 12 13/16" | 30 lbs. | Catalog or magazine stand with two shelves. | Silver Anodized Aluminum frame, painted Silver shelves and base | 1,575.00 |

FLAP

SHELVES FINISH COLORS



Textured Forge Grey



White



Satin Black RAL 9011

FRAME FINISH COLORS



Anodized Aluminum

ADDITIONAL NOTES

Ships via common carrier.

Sample chips available.



| LINE ART | MODEL | H | W | D | WEIGHT | DESCRIPTION | COLOR/FINISH | LIST PRICE |
|----------|--------|----------|---------|---------|---------|--|--|------------|
| | FLAP-3 | 35 7/16" | 29 1/2" | 7 1/16" | 28 lbs. | Wall mounted magazine and literature display with three steel shelves. | Frame is Silver Anodized Aluminum, shelves and base in Satin Black Ral 9011, Textured Forge Grey or Matte White Ral 9003 | 1,845.00 |
| | FLAP-4 | 47 1/4" | 29 1/2" | 7 1/16" | 34 lbs. | Wall mounted magazine and literature display with four steel shelves. | Frame is Silver Anodized Aluminum, shelves and base in Satin Black Ral 9011, Textured Forge Grey or Matte White Ral 9003 | 2,345.00 |

IFLAG

POST FINISH COLORS



Anodized
Aluminum

BASE FINISH COLORS



Textured Forge
Grey



White



Satin Black RAL
9011

ADDITIONAL NOTES

Ships via FedEx





| LINE ART | MODEL | H | W | D | WEIGHT | DESCRIPTION | COLOR/FINISH | LIST PRICE |
|----------|----------|-----------|----------|-----------|---------|---|--|------------|
| | IFLAG-10 | 50 13/16" | 9 13/16" | 17 11/16" | 12 lbs. | Transparent methacrylate display for single poster/paper that is 8 1/4" x 11 11/16". | Post in Anodized Silver, base in Textured Forge Grey, Matte White Ral 9003 or Satin Black RAL 9011 | 785.00 |
| | IFLAG-20 | 50 13/16" | 9 13/16" | 17 11/16" | 14 lbs. | Transparent methacrylate display for two posters/papers that are 8 1/4" x 11 11/16". | Post in Anodized Silver, base in Textured Forge Grey, Matte White Ral 9003 or Satin Black RAL 9011 | 1,045.00 |
| | IFLAG-30 | 50 13/16" | 9 13/16" | 17 11/16" | 19 lbs. | Transparent methacrylate display for three posters/papers that are 8 1/4" x 11 11/16". | Post in Anodized Silver, base in Textured Forge Grey, Matte White Ral 9003 or Satin Black RAL 9011 | 1,345.00 |
| | IFLAG-40 | 50 13/16" | 9 13/16" | 17 11/16" | 12 lbs. | Transparent methacrylate display featuring a single shelf for brochures that are 8 1/4"x 11 11/16". Single sheet can also be inserted between methacrylate with brochures or papers on the shelf for take away. | Post in Anodized Silver, base in Textured Forge Grey, Matte White Ral 9003 or Satin Black RAL 9011 | 865.00 |
| | IFLAG-50 | 50 13/16" | 9 13/16" | 17 11/16" | 14 lbs. | Transparent methacrylate display featuring two shelves for brochures that are 8 1/4"x 11 11/16". Single sheet can also be inserted between methacrylate with brochures or papers on the shelf or shelves below for take away. | Post in Anodized Silver, base in Textured Forge Grey, Matte White Ral 9003 or Satin Black RAL 9011 | 1,155.00 |
| | IFLAG-60 | 50 13/16" | 9 13/16" | 17 11/16" | 19 lbs. | Transparent methacrylate display featuring three shelves for brochures that are 8 1/4"x 11 11/16". Single sheet can also be inserted between methacrylate with brochures or papers on the shelf or shelves for take away. | Post in Anodized Silver, base in Textured Forge Grey, Matte White Ral 9003 or Satin Black RAL 9011 | 1,495.00 |

RACK SOISTES

ADDITIONAL NOTES

Ships via common carrier.





| LINE ART | MODEL | H | W | D | WEIGHT | DESCRIPTION | COLOR/FINISH | LIST PRICE |
|---|----------|----------|---------|-----------|---------|---|--|------------|
|  | SORA6-A4 | 40 9/16" | 28 1/4" | 16 15/16" | 30 lbs. | Magazine rack with 2 shelves that can be inclined independently in three positions. Each shelf is freely adjustable in height and can hold three magazines that are 8 1/2" x 11" in size. Shelves can be set flat, horizontally or tilted at 30, 60 or 90 degrees. Lip on shelves is 1 3/16". Include locking casters. | Silver Anodized Aluminum frame, satin acrylic shelves. | 1,675.00 |
|  | SORA9-A4 | 73 5/8" | 28 3/4" | 16 15/16" | 33 lbs. | Magazine rack with 3 shelves that can be inclined independently in three positions. Each shelf is freely adjustable in height and can hold three magazines that are 8 1/2" x 11" in size. Shelves can be set flat, horizontally or tilted at 30, 60 or 90 degrees. Lip on shelves is 1 3/16". Includes locking casters. | Silver Anodized Aluminum frame, satin acrylic shelves. | 2,195.00 |

SCOOP

ADDITIONAL NOTES

Ships via FedEx



| LINE ART | MODEL | H | W | D | WEIGHT | DESCRIPTION | COLOR/FINISH | LIST PRICE |
|---|-------|---------|---------|-------------|---------|--|----------------------|------------|
|  | SCOOP | 38 5/8" | 12 5/8" | 1/8"-2 3/4" | 11 lbs. | Wall mounted newspaper/magazine display with four pockets. Painted steel finish. Pockets expand to 2 3/4" to hold varying sized media. | White, Green or Pink | 460.00 |

COLUMN FINISH COLORS



Anodized Aluminum

SHELVES FINISH COLORS



Black



Textured Forge Grey



White

ADDITIONAL NOTES

Usio-W ships via FedEx; Usio-FS/FD ship via common carrier.

All Usio shelves are 6 1/8" apart.

Sample chips available.




| LINE ART | MODEL | H | W | D | WEIGHT | DESCRIPTION | COLOR/FINISH | LIST PRICE |
|----------|---------|----------|--------|---------|---------|---|--|------------|
| | USIO-W | 64 1/2" | 6 1/4" | 6 1/8" | 21 lbs. | Wall mounted bookshelf with aluminum center column with 10 painted steel fixed height shelves. | Anodized Silver Matte column, shelves in Textured Forge Grey, Matte White Ral 9003 or Satin Black Ral 9011 | 925.00 |
| | USIO-FS | 64 9/16" | 9 3/4" | 9 7/8" | 35 lbs. | Floor standing single sided bookshelf with aluminum center column with 10 painted steel fixed height shelves. | Anodized Silver Matte column, shelves in Textured Forge Grey, Matte White Ral 9003 or Satin Black Ral 9011 | 1,475.00 |
| | USIO-FD | 64 9/16" | 9 3/4" | 19 3/4" | 57 lbs. | Floor standing double sided bookshelf with aluminum center column with 20 painted steel fixed height shelves. | Anodized Silver Matte column, shelves in Textured Forge Grey, Matte White Ral 9003 or Satin Black Ral 9011 | 2,195.00 |

WALLMATE SOISTES

ADDITIONAL NOTES

Ships via common carrier.



| LINE ART | MODEL | H | W | D | WEIGHT | DESCRIPTION | COLOR/FINISH | LIST PRICE |
|---|-----------|-----------|-----------|--------|---------|---|---|------------|
|  | SOWM-960 | 37 13/16" | 37 13/16" | 9 5/8" | 25 lbs. | Wall mounted magazine or catalog display with three shelves that are adjustable in height on frame. | Silver Anodized Aluminum frame, shelves in satin acrylic. | 2,075.00 |
| | SOCF-1515 | | | | 1 lb. | Set of two brackets for top of WallMate to hold signage up to 1/8" thick. | Silver | 69.00 |


ZIN-10 FINISH COLORS



Textured Black



Textured Forge Grey



Textured White

ZIN-20/30 FINISH COLORS



Black



White






Light Grey Screen Fabric

ADDITIONAL NOTES

Ships via FedEx

Sample chips available.



| LINE ART | MODEL | H | W | D | WEIGHT | DESCRIPTION | COLOR/FINISH | LIST PRICE |
|---|--------|----------|----------|----------|---------|--|--|------------|
|  | ZIN-10 | 14 9/16" | 17 1/16" | 15 3/4" | 19 lbs. | Magazine rack in textured painted steel. | Textured White, Textured Black or Textured Forge Grey | 775.00 |
|  | ZIN-20 | 15 7/8" | 15 3/4" | 15 9/16" | 7 lbs. | Magazine rack with painted steel frame and Light Grey screen fabric. | Satin Black Ral 9011 or Matte White Ral 9003 Frame with Light Grey Screen Fabric | 1,065.00 |
|  | ZIN-30 | 15 7/8" | 15 3/4" | 15 9/16" | 7 lbs. | Magazine rack with chrome frame and Light Grey screen fabric. | Chrome frame with Light Grey Screen Fabric | 1,195.00 |

SPACE DIVIDERS

HOME → PRODUCTS → SPACE DIVIDERS



FINISH COLORS



Willow



Waterfall



Sunshine



Straw



Slate



Quarry Blue



Orchid



Green Apple



Geranium



Birch



ADDITIONAL NOTES

Ships via common carrier.






TSCA Title VI Compliant.

Standard base feet & caster base assembly feet make the unit 18" deep. KP+ screen frame is 1" deep.

Determine the required number of caster assemblies by adding together the total number of connection points + 2 (one for each end). For example, if 3 units are to be joined together, 4 total caster assemblies are required - 2 connection points + 2 (1 for each end) = 4 caster assemblies required. If a single, standalone unit is to be used on casters, 2 caster assemblies are required, one for each end.

Any fabric from the Guilford of Maine Anchorage Collection is compatible with KP+ Space Dividers.

Sample chips and fabric samples available.

| LINE ART | MODEL | H | W | D | WEIGHT | DESCRIPTION | COLOR/FINISH | LIST PRICE |
|---|----------------------|---------|-----------|-----|---------|--|--|------------|
|  | KP TS | 64 1/2" | 31 15/16" | 18" | 46 lbs. | Free standing moveable screen with steel frame and fabric clad panel. | Frame: Argent Silver or White. Fabric Panel: Birch, Geranium, Green Apple, Orchid, Quarry Blue, Slate, Straw, Sunshine, Waterfall or Willow | 1,045.00 |
|  | KPI TS | 64 1/2" | 47 1/4" | 18" | 63 lbs. | Free standing moveable screen with steel frame and fabric clad panel. | Frame: Argent Silver or White. Fabric Panel: Birch, Geranium, Green Apple, Orchid, Quarry Blue, Slate, Straw, Sunshine, Waterfall or Willow | 1,075.00 |
|  | KP PC | 64 1/2" | 31 15/16" | 18" | 27 lbs. | Free standing moveable screen with steel frame and translucent polycarbonate panel | Frame: Argent Silver or White with polycarbonate | 1,165.00 |
|  | KPI PC | 64 1/2" | 47 1/4" | 18" | 47 lbs. | Free standing moveable screen with steel frame and translucent polycarbonate panel | Frame: Argent Silver or White with polycarbonate | 1,295.00 |
|  | KP Caster Assembly-1 | | | | 15 lbs. | Single Caster assembly for KP+ screens add 3 1/4" to height of unit. Determine the required number of caster assemblies by adding together the total number of connection points + 2 (one for each end). | Argent Silver or White | 175.00 |

MADISON

FINISH COLORS



White



Black

ROCCIA COLLECTION FABRIC FINISH COLORS



Alpaga 1502



Amaranth 4502



Chambray 8030



Denim 6502



Jute 3506



Kilim 5504



Liberty 6508



Loden 7504



Madras 3508



Metis 8501

ATLANTIC COLLECTION FABRIC FINISH COLORS



Basalt 60999



Champagne 61166



Charcoal 60025




Fallow 63057



Jasper 64092



Maya 66063



Mineral 60143




Nordic 67030



Prussia 66064



Shadow 61163



Storm 67043



String 61078



Zinc 60011

ADDITIONAL NOTES

Ships via common carrier.

MADISON can be ordered with the same or contrasting color fabric on each side.

When ordering MADISON with a zipper and contrasting color fabrics, the first color will be the side with the zipper on the left and the second color will be side with the zipper on the right. For example, MA-160-80-Z in String 61078/Shadow 61163 - where, when looking at the product, the side with String 61078 has the zipper on the right with the receiving end on the left and the side with Shadow 61163 has the zipper on the left with the receiving end on the right.

There is no known limitation to how many panels can be zipped together, nor whether a return (panel at 90 degree angle) is needed for stability.

Zipper color matches the base paint finish - Black or White. When connected by zipper, units can be positioned in a straight line or at an angle.

Screen depth is 1 1/4".

The sound absorbtion properties of MADISON start with an insulating core which is covered on both sides by a highly absorbent melamine foam. The weighted sound reduction index is 11 dB.

COM available upon approval - contact Customer Service for details.

Sample chips available.



| LINE ART | MODEL | H | W | D | WEIGHT | DESCRIPTION | COLOR/FINISH | LIST PRICE |
|----------|--------------|-----|---------|---------|---------|--|--|------------|
| | MA-160-80 | 63" | 31 3/8" | 11 3/8" | 54 lbs. | Freestanding space divider with acoustic fabric. | Base in White or Black; Acoustic Fabric Screens available in Atlantic fabrics: String 61078, Shadow 61163, Zinc 60011, Charcoal 60025, Storm 67043, Maya 66063, Prussia 66064, Mineral 60143, Nordic 67030, Basalt 60999, Jasper 64092, Fallow 63057, Champagne 61166 & Roccia fabrics: Alpaga 1502, Amaranth 4502, Kilim 5504, Jute 3506, Liberty 6508, Denim 6502, Madras 3508, Loden 7504, Metis 8501, Chambray 8030. | 1,815.00 |
| | MA-160-80-Z | 63" | 32" | 11 3/8" | 54 lbs. | Freestanding space divider with acoustic fabric and connecting zipper feature. | Base in White or Black; Acoustic Fabric Screens available in Atlantic fabrics: String 61078, Shadow 61163, Zinc 60011, Charcoal 60025, Storm 67043, Maya 66063, Prussia 66064, Mineral 60143, Nordic 67030, Basalt 60999, Jasper 64092, Fallow 63057, Champagne 61166 & Roccia fabrics: Alpaga 1502, Amaranth 4502, Kilim 5504, Jute 3506, Liberty 6508, Denim 6502, Madras 3508, Loden 7504, Metis 8501, Chambray 8030. | 1,950.00 |
| | MA-160-100 | 63" | 39 3/8" | 11 3/8" | 60 lbs. | Freestanding space divider with acoustic fabric. | Base in White or Black; Acoustic Fabric Screens available in Atlantic fabrics: String 61078, Shadow 61163, Zinc 60011, Charcoal 60025, Storm 67043, Maya 66063, Prussia 66064, Mineral 60143, Nordic 67030, Basalt 60999, Jasper 64092, Fallow 63057, Champagne 61166 & Roccia fabrics: Alpaga 1502, Amaranth 4502, Kilim 5504, Jute 3506, Liberty 6508, Denim 6502, Madras 3508, Loden 7504, Metis 8501, Chambray 8030. | 2,025.00 |
| | MA-160-100-Z | 63" | 40" | 11 3/8" | 60 lbs. | Freestanding space divider with acoustic fabric and connecting zipper feature. | Base in White or Black; Acoustic Fabric Screens available in Atlantic fabrics: String 61078, Shadow 61163, Zinc 60011, Charcoal 60025, Storm 67043, Maya 66063, Prussia 66064, Mineral 60143, Nordic 67030, Basalt 60999, Jasper 64092, Fallow 63057, Champagne 61166 & Roccia fabrics: Alpaga 1502, Amaranth 4502, Kilim 5504, Jute 3506, Liberty 6508, Denim 6502, Madras 3508, Loden 7504, Metis 8501, Chambray 8030. | 2,165.00 |

MALVA

BASE & FRAME FINISH COLORS



Black



White



Textured Forge
Grey



Grey Anthracite
Screen Fabric



Light Grey Screen
Fabric

FABRIC PANEL FINISH COLORS

ADDITIONAL NOTES

Ships via common carrier.

Sample chips available.



| LINE ART | MODEL | H | W | D | WEIGHT | DESCRIPTION | COLOR/FINISH | LIST PRICE |
|----------|----------|---------|---------|---------|---------|--|--|------------|
| | MALVA-16 | 63" | 37 1/8" | 14 5/8" | 47 lbs. | Sight divider screen with painted aluminum frame and steel base, seven mesh fabric panels. | Frame and base in Matte White Ral 9003, Textured Forged Grey or Satin Black Ral 9011. Mesh screen fabric in Anthracite Grey or Light Grey. | 3,195.00 |
| | MALVA-H7 | 75 5/8" | 37 1/8" | 14 5/8" | 49 lbs. | Sight divider screen with painted aluminum frame and steel base, seven mesh fabric panels. | Frame and base in Matte White Ral9003, Textured Forged Grey or Satin Black Ral 9011. Mesh screen fabric in Anthracite Grey or Light Grey. | 3,695.00 |

PARBAN

FINISH COLORS



Matte White



Textured Forge Grey



Grey Beige





Black

ADDITIONAL NOTES

Ships via common carrier.


Sample chips available.



| LINE ART | MODEL | H | W | D | WEIGHT | DESCRIPTION | COLOR/FINISH | LIST PRICE |
|---|----------|---------|---------|-----|---------|---|---|------------|
|  | PARBAN-S | 50 1/8" | 37 3/8" | 18" | 30 lbs. | Semi-transparent partition with painted aluminum frame and aluminum mesh screen with steel legs covered with natural oak. | Frame and Screen Mesh in Matte White RAL 9003, Textured Forge Grey, Satin Black RAL 9011 or Matte Grey Beige RAL 1019 with Matte Oak Legs | 3,195.00 |
|  | PARBAN-L | 70" | 37 3/8" | 18" | 32 lbs. | Semi-transparent partition with painted aluminum frame and aluminum mesh screen with steel legs covered with natural oak. | Frame and Screen Mesh in Matte White RAL 9003, Textured Forge Grey, Satin Black RAL 9011 or Matte Grey Beige RAL 1019 with Matte Oak Legs | 3,545.00 |


STOOLS

HOME → PRODUCTS → STOOLS



CALMA

SEAT FINISH COLORS



Black



Green



White

FRAME FINISH COLORS



White

SPECIAL ORDER SEAT FINISH COLORS



Beige



Dark Blue



Orange



Pearl Grey



Red

ADDITIONAL NOTES

Ships via common carrier.



Seat height is 30 5/16"

Calma meets or exceeds the minimum requirements per ANSI/BIFMA X5.1-2011 office chairs.

Sample chips available.

Sold in cartons of 4 only.



| LINE ART | MODEL | H | W | D | WEIGHT | DESCRIPTION | COLOR/FINISH | LIST PRICE |
|---|----------|-----|---------|----------|---------|--|--|---|
|  | CALMA | 35" | 14 1/2" | 14 3/16" | 44 lbs. | Bar height stool made of technopolymer seat with painted frame. Stackable 5 high for storage. Suitable for indoor and outdoor use. Assembly required. Sold in cartons of 4 only. | Frame in White, seat in Black, White, Green | 1,695.00 Sold in cartons of 4 only. |
|  | CALMA-SO | 35" | 14 1/2" | 14 3/16" | 44 lbs. | Bar height stool made of technopolymer seat with painted frame. Stackable 5 high for storage. Suitable for indoor and outdoor use. Assembly required. Sold in cartons of 4 only. | Beige, Red, Dark Blue, Pearl Grey and Orange as special order. | 1,845.00 Sold in cartons of 4 only. |

FINISH COLORS



Grey RAL 7022



White RAL 9003

ADDITIONAL NOTES


Ships via common carrier.

Seat height is 33 1/16".

Flod meets or exceeds the minimum requirements per ANSI/BIFMA X5.1-2011 office chairs.

Sample chips available.



| LINE ART | MODEL | H | W | D | WEIGHT | DESCRIPTION | COLOR/FINISH | LIST PRICE |
|---|-------|----------|-----------|----------|---------|---|---------------------------------|------------|
|  | FLOD | 33 1/16" | 14 15/16" | 16 5/16" | 13 lbs. | Polyethelyene bar height stool with integrated foot rest. Indoor and outdoor use - 100% recyclable. Can be provided with plug that allows you to fill unit with pea gravel for outdoor use. | White Ral 9003 or Grey Ral 7022 | 795.00 |

GINLET

FINISH COLORS



Beige Grey RAL 7006



Black Grey RAL 7021



Olive Green RAL 6003





ADDITIONAL NOTES

Ships via common carrier.

Ginlet-K seat height is 24".

Ginlet-B seat height is 31 5/8".

Ginlet meets or exceeds the minimum requirements per ANSI/BIFMA X5.1-2011 office chairs.

| LINE ART | MODEL | H | W | D | WEIGHT | DESCRIPTION | COLOR/FINISH | LIST PRICE |
|---|----------|-----------|----------|---------|---------|---|--|------------|
|  | GINLET-K | 25 9/16" | 19 5/16" | 15 3/8" | 16 lbs. | Counter height stool with polyurethane swivel seat, painted frame and chrome foot rest. Seat height is 24". | Seat and frame in Black RAL 9004, Olive Green RAL 6003 or Beige Grey RAL 7006 with chrome footrest | 1,195.00 |
|  | GINLET-B | 32 11/16" | 19 5/16" | 15 3/8" | 17 lbs. | Bar height stool with polyurethane swivel seat, painted frame and chrome foot rest. Seat height is 31 5/8". | Seat and frame in Black RAL 9004, Olive Green RAL 6003 or Beige Grey RAL 7006 with chrome footrest | 1,265.00 |

ISIDORO

FINISH COLORS



Pearl Grey



White

SPECIAL ORDER FINISH COLORS



Bordeaux



Dark Grey



Sage Green



Sand



Turtledove

ADDITIONAL NOTES

Ships via common carrier.



Seat height is 30 1/8".

Isidoro meets or exceeds the minimum requirements per ANSI/BIFMA X5.1-2011 office chairs.

Sample chips available.

Sold in cartons of 4 only.



| LINE ART | MODEL | H | W | D | WEIGHT | DESCRIPTION | COLOR/FINISH | LIST PRICE |
|---|------------|----------|-----------|---------|---------|--|---|---|
|  | ISI-STL | 38 3/16" | 18 29/32" | 18 1/8" | 45 lbs. | Bar height stool made of technopolymer with co-injected metal frame. Stackable 6 high for storage. Suitable for indoor and outdoor use. Sold in Cartons of 4 only. | White or Pearl Grey | 1,535.00 Sold in cartons of 4 only. |
|  | ISI-STL-SO | 38 3/16" | 18 29/32" | 18 1/8" | 45 lbs. | Bar height stool made of technopolymer with co-injected metal frame. Stackable 6 high for storage. Suitable for indoor and outdoor use. Sold in Cartons of 4 only. | Sage Green, Bordeaux, Turtledove, Sand or Dark Grey | 1,645.00 Sold in cartons of 4 only. |

RIVISTA

STANDARD SEAT & INSERT FINISH COLORS



Black Seat White Insert



White Seat Grey Insert

FRAME FINISH COLORS



White

SPECIAL ORDER SEAT & INSERT FINISH COLORS



Red Seat White Insert



Turtledove Seat White Insert

ADDITIONAL NOTES

Ships via common carrier.



Seat height is 30 3/4"

Rivista meets or exceeds the minimum requirements per ANSI/BIFMA X5.1-2011 office chairs.

Sample chips available.

Sold in cartons of 4 only.



| LINE ART | MODEL | H | W | D | WEIGHT | DESCRIPTION | COLOR/FINISH | LIST PRICE |
|---|----------------|-----------|---------|---------|---------|---|---|---|
|  | RIVISTA-STL | 47 11/16" | 17 3/4" | 17 3/4" | 49 lbs. | Bar height stool made of techno polymer seat with painted frame. Stackable 4 high for storage. Suitable for indoor and outdoor use. Assembly required. Sold in Cartons of 4 only. | Frame in White, seat in White with Grey insert or Black with White insert | 1,975.00 Sold in cartons of 4 only. |
|  | RIVISTA-STL-SO | 47 11/16" | 17 3/4" | 17 3/4" | 44 lbs. | Bar height stool made of techno polymer seat with painted frame. Stackable 4 high for storage. Suitable for indoor and outdoor use. Assembly required. Sold in Cartons of 4 only. | Red with White insert, Turtle dove with White insert as special order | 2,195.00 Sold in cartons of 4 only. |

OCCASIONAL TABLES

HOME → PRODUCTS → OCCASIONAL TABLES



CELES

FINISH COLORS



Black



White



Mustard



Grey Beige











Matte Oak



ADDITIONAL NOTES

Ships via UPS

Sample chips available.

| LINE ART | MODEL | H | W | D | WEIGHT | DESCRIPTION | COLOR/FINISH | LIST PRICE |
|---|--------------|-----------|---------|---------|---------|---|---|------------|
|  | CELES-S | 11 11/16" | 19 1/2" | 18 3/4" | 13 lbs. | Side table constructed of painted aluminum for indoor and outdoor use. | Matte Grey Beige Ral 1019, Mustard Gloss Ral 1012, Satin Black Ral 9011 or Matte White Ral 9003 | 1,895.00 |
|  | CELES-S-OAK | 11 11/16" | 19 1/2" | 18 3/4" | 13 lbs. | Side table constructed of painted steel legs with laminated matte oak tabletop for indoor use only. | Matte Grey Beige Ral 1019, Mustard Gloss Ral 1012, Satin Black Ral 9011 or Matte White Ral 9003 with Matte Oak tabletop | 1,545.00 |
|  | CELES-M | 13 5/8" | 19 1/2" | 18 3/4" | 13 lbs. | Side table constructed of painted aluminum for indoor and outdoor use. | Matte Grey Beige Ral 1019, Mustard Gloss Ral 1012, Satin Black Ral 9011 or Matte White Ral 9003 | 1,895.00 |
|  | CELES-M-OAK | 13 5/8" | 19 1/2" | 18 3/4" | 13 lbs. | Side table constructed of painted steel legs with laminated matte oak tabletop for indoor use only. | Matte Grey Beige Ral 1019, Mustard Gloss Ral 1012, Satin Black Ral 9011 or Matte White Ral 9003 with Matte Oak tabletop | 1,565.00 |
|  | CELES-L | 15 5/8" | 19 1/2" | 18 3/4" | 14 lbs. | Side table constructed of painted aluminum for indoor and outdoor use. | Matte Grey Beige Ral 1019, Mustard Gloss Ral 1012, Satin Black Ral 9011 or Matte White Ral 9003 | 1,945.00 |
|  | CELES-L-OAK | 15 5/8" | 19 1/2" | 18 3/4" | 14 lbs. | Side table constructed of painted steel legs with laminated matte oak tabletop for indoor use only. | Matte Grey Beige Ral 1019, Mustard Gloss Ral 1012, Satin Black Ral 9011 or Matte White Ral 9003 with Matte Oak tabletop | 1,585.00 |
|  | CELES-XL | 17 7/8" | 26 3/8" | 27 1/2" | 21 lbs. | Side table constructed of painted aluminum for indoor and outdoor use. | Matte Grey Beige Ral 1019, Mustard Gloss Ral 1012, Satin Black Ral 9011 or Matte White Ral 9003 | 2,235.00 |
|  | CELES-XL-OAK | 17 7/8" | 26 3/8" | 27 1/2" | 21 lbs. | Side table constructed of painted steel legs with laminated matte oak tabletop for indoor use only. | Matte Grey Beige Ral 1019, Mustard Gloss Ral 1012, Satin Black Ral 9011 or Matte White Ral 9003 with Matte Oak tabletop | 2,165.00 |

LAURA

FINISH COLORS




White




ADDITIONAL NOTES

Ships via UPS
Sample chips available.

| LINE ART | MODEL | H | W | D | WEIGHT | DESCRIPTION | COLOR/FINISH | LIST PRICE |
|---|-------|---------|---------|-------|---------|--|----------------------|------------|
|  | LAURA | 19 3/4" | 27 5/8" | round | 36 lbs. | Round table with planter or storage space in base. Planter area is 9 1/2" high x15 3/4" round. Indoor only. | Matte White Ral 9003 | 2,625.00 |

MILL

BASE FINISH COLORS



Black



White

TOP FINISH COLORS



Black Laquered
MDF






White Laquered
MDF

ADDITIONAL NOTES

Ships via common carrier.

Sample chips available.



| LINE ART | MODEL | H | W | D | WEIGHT | DESCRIPTION | COLOR/FINISH | LIST PRICE |
|---|---------|---------|---------|-------|---------|--|---|------------|
|  | MILL-G | 19 3/4" | 17 3/4" | round | 21 lbs. | Table with painted steel Y base and round top in tempered glass. Top is 17 3/4" round. | Base in Satin Black Ral 9011 or Matte White Ral 9003 finish. Top in transparent tempered glass. | 1,275.00 |
|  | MILL-GC | 19 3/4" | 17 3/4" | round | 21 lbs. | Table with chromed steel Y base and round top in tempered glass. Top is 17 3/4" round. | Chrome Base with top in transparent tempered glass | 1,345.00 |
|  | MILL-M | 19 7/8" | 17 3/4" | round | 18 lbs. | Table with painted steel Y base and round top in lacquered MDF finish. Top is 17 3/4" round. | Matte White Ral 9003 base with White MDF top or Satin Black Ral9011 base with Black MDF top | 1,395.00 |

OXI BISTROT

FRAME FINISH COLORS



White RAL 9002



Black RAL 9004

TOP FINISH COLORS



White RAL 9002



Black RAL 9004

ADDITIONAL NOTES

Ships via common carrier.



Oxi Bistrot tables are suitable for indoor and outdoor use.



| LINE ART | MODEL | H | W | D | WEIGHT | DESCRIPTION | COLOR/FINISH | LIST PRICE |
|----------|--------|---------|----------|----------|---------|---|--|------------|
| | OXI-10 | 29 1/8" | 23 5/8" | round | 38 lbs. | Chair height table with cross shaped central base in painted finish. Round top in high pressure phenolic finish. Adjustable glides. Includes hanging bracket for purse/bags. | Post and base in Black Ral 9004 or Grey White Ral 9002 painted finish. Top in Black or White high pressure phenolic with black edge band | 1,975.00 |
| | OXI-20 | 29 1/8" | 31 1/2" | round | 51 lbs. | Chair height table with cross shaped central base in painted finish. Round top in high pressure phenolic finish. Adjustable glides. Includes hanging bracket for purse/bags. | Post and base in Black Ral 9004 or Grey White Ral 9002 painted finish. Top in Black or White high pressure phenolic with black edge band | 2,195.00 |
| | OXI-30 | 29 1/8" | 27 9/16" | 27 9/16" | 51 lbs. | Chair height table with cross shaped central base in painted finish. Square top in high pressure phenolic finish. Adjustable glides. Includes hanging bracket for purse/bags. | Post and base in Black Ral 9004 or Grey White Ral 9002 painted finish. Top in Black or White high pressure phenolic with black edge band | 2,085.00 |
| | OXI-40 | 43 3/8" | 23 5/8" | round | 49 lbs. | Bar height table with cross shaped central base in painted finish. Round top in high pressure phenolic finish. Adjustable glides. Includes hanging bracket for purse/bags. | Post and base in Black Ral 9004 or Grey White Ral 9002 painted finish. Top in Black or White high pressure phenolic with black edge band | 1,975.00 |

OUTDOOR SEATING

HOME → PRODUCTS → OUTDOOR SEATING



CALMA

SEAT FINISH COLORS



Black



Green



White

FRAME FINISH COLORS



White

SPECIAL ORDER SEAT FINISH COLORS



Beige



Dark Blue



Orange



Pearl Grey



Red

ADDITIONAL NOTES

Ships via common carrier.



Seat height is 30 5/16"

Calma meets or exceeds the minimum requirements per ANSI/BIFMA X5.1-2011 office chairs.

Sample chips available.

Sold in cartons of 4 only.



| LINE ART | MODEL | H | W | D | WEIGHT | DESCRIPTION | COLOR/FINISH | LIST PRICE |
|---|----------|-----|---------|----------|---------|--|--|---|
|  | CALMA | 35" | 14 1/2" | 14 3/16" | 44 lbs. | Bar height stool made of technopolymer seat with painted frame. Stackable 5 high for storage. Suitable for indoor and outdoor use. Assembly required. Sold in cartons of 4 only. | Frame in White, seat in Black, White, Green | 1,695.00 Sold in cartons of 4 only. |
|  | CALMA-SO | 35" | 14 1/2" | 14 3/16" | 44 lbs. | Bar height stool made of technopolymer seat with painted frame. Stackable 5 high for storage. Suitable for indoor and outdoor use. Assembly required. Sold in cartons of 4 only. | Beige, Red, Dark Blue, Pearl Grey and Orange as special order. | 1,845.00 Sold in cartons of 4 only. |

FINISH COLORS



Grey RAL 7022



White RAL 9003

ADDITIONAL NOTES


Ships via common carrier.

Seat height is 33 1/16".

Flod meets or exceeds the minimum requirements per ANSI/BIFMA X5.1-2011 office chairs.

Sample chips available.



| LINE ART | MODEL | H | W | D | WEIGHT | DESCRIPTION | COLOR/FINISH | LIST PRICE |
|---|-------|----------|-----------|----------|---------|---|---------------------------------|------------|
|  | FLOD | 33 1/16" | 14 15/16" | 16 5/16" | 13 lbs. | Polyethelyene bar height stool with integrated foot rest. Indoor and outdoor use - 100% recyclable. Can be provided with plug that allows you to fill unit with pea gravel for outdoor use. | White Ral 9003 or Grey Ral 7022 | 795.00 |

ISIDORA

FINISH COLORS



Pearl Grey



White

SPECIAL ORDER FINISH COLORS



Lobster



Sage Green



Sand



Turtledove

ADDITIONAL NOTES



Ships via common carrier.

Seat height is 17 1/2".

Sample chips available.

Sold in cartons of 4 only.



| LINE ART | MODEL | H | W | D | WEIGHT | DESCRIPTION | COLOR/FINISH | LIST PRICE |
|---|------------|---------|-----------|-----------|---------|--|---|---|
|  | ISI-CHR | 34 1/4" | 20 15/32" | 20 15/32" | 36 lbs. | Chair made of technopolymer. Stackable 6 high for storage. Suitable for indoor and outdoor use. Sold in cartons of 4 only. | White or Pearl Grey | 1,315.00 Sold in cartons of 4 only. |
|  | ISI-CHR-SO | 34 1/4" | 20 15/32" | 20 15/32" | 36 lbs. | Chair made of technopolymer. Stackable 6 high for storage. Suitable for indoor and outdoor use. Sold in cartons of 4 only. | Sage Green, Turtledove, Sand or Lobster | 1,425.00 Sold in cartons of 4 only. |

ISIDORO

FINISH COLORS



Pearl Grey



White

SPECIAL ORDER FINISH COLORS



Bordeaux



Dark Grey



Sage Green



Sand



Turtledove

ADDITIONAL NOTES

Ships via common carrier.



Seat height is 30 1/8".

Isidoro meets or exceeds the minimum requirements per ANSI/BIFMA X5.1-2011 office chairs.

Sample chips available.

Sold in cartons of 4 only.



| LINE ART | MODEL | H | W | D | WEIGHT | DESCRIPTION | COLOR/FINISH | LIST PRICE |
|---|------------|----------|-----------|---------|---------|--|---|---|
|  | ISI-STL | 38 3/16" | 18 29/32" | 18 1/8" | 45 lbs. | Bar height stool made of technopolymer with co-injected metal frame. Stackable 6 high for storage. Suitable for indoor and outdoor use. Sold in Cartons of 4 only. | White or Pearl Grey | 1,535.00 Sold in cartons of 4 only. |
|  | ISI-STL-SO | 38 3/16" | 18 29/32" | 18 1/8" | 45 lbs. | Bar height stool made of technopolymer with co-injected metal frame. Stackable 6 high for storage. Suitable for indoor and outdoor use. Sold in Cartons of 4 only. | Sage Green, Bordeaux, Turtledove, Sand or Dark Grey | 1,645.00 Sold in cartons of 4 only. |

JOULE

FINISH COLORS



White



Black



Pearl Grey

SPECIAL ORDER FINISH COLORS



Lobster



Sand



Pale Blue

ADDITIONAL NOTES

Ships via common carrier.



Seat height is 17 3/8".

JOULE meets or exceeds the minimum requirements per ANSI/BIFMA X5.1-2017 office chairs.

Sample chips available.

Sold in sets of 4 only.



| LINE ART | MODEL | H | W | D | WEIGHT | DESCRIPTION | COLOR/FINISH | LIST PRICE |
|---|----------|---------|-----|-----|---------|--|----------------------------|---|
|  | JOULE | 31 1/4" | 21" | 20" | 55 lbs. | Techno polymer chair with coinjected metal frame. Stackable 8 units high. Ships assembled. Suitable for indoor and outdoor use. Sold in Cartons of 4 only. | White, Black or Pearl Grey | 1,785.00 Sold in cartons of 4 only. |
|  | JOULE-SO | 31 1/4" | 21" | 20" | 55 lbs. | Techno polymer chair with coinjected metal frame. Stackable 8 units high. Ships assembled. Suitable for indoor and outdoor use. Sold in Cartons of 4 only. | Lobster, Sand or Pale Blue | 1,895.00 Sold in cartons of 4 only. |

LUCIDO

FINISH COLORS



White

SPECIAL ORDER FINISH COLORS



Beige



Black



Dark Blue



Dark Brown



Light Brown



Green



Mustard



Pearl Grey



Red

ADDITIONAL NOTES

Ships via common carrier.



Seat height is 18".

Lucido meets or exceeds the minimum requirements per ANSI/BIFMA X5.1-2011 office chairs.

Sample chips available.

Sold in cartons of 4 only.



| LINE ART | MODEL | H | W | D | WEIGHT | DESCRIPTION | COLOR/FINISH | LIST PRICE |
|---|-----------|----------|---------|-----------|---------|---|---|---|
|  | LUCIDO | 32 5/16" | 18 1/4" | 19 11/16" | 42 lbs. | Techno polymer chair with co-injected metal frame. Stackable 5 units high. Ships assembled. Suitable for indoor and outdoor use. Sold in Cartons of 4 only. | White | 1,315.00 Sold in cartons of 4 only. |
|  | LUCIDO-SO | 32 5/16" | 18 1/4" | 19 11/16" | 42 lbs. | Techno polymer chair with co-injected metal frame. Stackable 5 units high. Ships assembled. Suitable for indoor and outdoor use. Sold in Cartons of 4 only. | Beige, Red, Dark Blue, Black, Dark Brown, Pearl Grey, Green, Mustard or Light Brown as special order. | 1,425.00 Sold in cartons of 4 only. |

OM BASIC

FINISH COLORS



Grey RAL 7022



White RAL 9003

ADDITIONAL NOTES


Ships via common carrier.

Seat height is 16 1/2".

OM Basic meets or exceeds the minimum requirements per ANSI/BIFMA X5.1-2011 office chairs.

Sample chips available.



| LINE ART | MODEL | H | W | D | WEIGHT | DESCRIPTION | COLOR/FINISH | LIST PRICE |
|---|--------|---------|----------|---------|---------|--|---------------------------------|------------|
|  | OMB-10 | 29 1/2" | 22 7/16" | 21 1/4" | 25 lbs. | Polyethylene armchair for indoor or outdoor use, 100% recyclable. Can be filled with pea gravel and a plug for outdoor use. OM Basic meets or exceeds the minimum requirements per ANSI/BIFMA X5.1-2011 for Office Chairs and has a weight capacity of 252lbs. | White Ral 9003 or Grey Ral 7022 | 1,095.00 |

RIVISTA

STANDARD SEAT & INSERT FINISH COLORS



Black Seat White Insert



White Seat Grey Insert

FRAME FINISH COLORS



White

SPECIAL ORDER SEAT & INSERT FINISH COLORS



Red Seat White Insert



Turtledove Seat White Insert

ADDITIONAL NOTES

Ships via common carrier.



Seat height is 30 3/4"

Rivista meets or exceeds the minimum requirements per ANSI/BIFMA X5.1-2011 office chairs.

Sample chips available.

Sold in cartons of 4 only.



| LINE ART | MODEL | H | W | D | WEIGHT | DESCRIPTION | COLOR/FINISH | LIST PRICE |
|---|----------------|-----------|---------|---------|---------|---|---|---|
|  | RIVISTA-STL | 47 11/16" | 17 3/4" | 17 3/4" | 49 lbs. | Bar height stool made of techno polymer seat with painted frame. Stackable 4 high for storage. Suitable for indoor and outdoor use. Assembly required. Sold in Cartons of 4 only. | Frame in White, seat in White with Grey insert or Black with White insert | 1,975.00 Sold in cartons of 4 only. |
|  | RIVISTA-STL-SO | 47 11/16" | 17 3/4" | 17 3/4" | 44 lbs. | Bar height stool made of techno polymer seat with painted frame. Stackable 4 high for storage. Suitable for indoor and outdoor use. Assembly required. Sold in Cartons of 4 only. | Red with White insert, Turtle dove with White insert as special order | 2,195.00 Sold in cartons of 4 only. |

RIVISTA CHAIR

STANDARD SEAT & INSERT FINISH COLORS



Black Seat White Insert



White Seat Grey Insert

FRAME FINISH COLORS



White

SPECIAL ORDER SEAT & INSERT FINISH COLORS



Red Seat White Insert



Turtledove Seat White Insert

ADDITIONAL NOTES

Ships via common carrier.



Seat height is 17 3/4"

Rivista meets or exceeds the minimum requirements per ANSI/BIFMA X5.1-2011 office chairs.

Sample chips available.

Sold in cartons of 4 only.



| LINE ART | MODEL | H | W | D | WEIGHT | DESCRIPTION | COLOR/FINISH | LIST PRICE |
|---|----------------|-----------|-----------|-----------|---------|---|---|---|
|  | RIVISTA-CHR | 31 29/32" | 16 15/16" | 19 11/16" | 44 lbs. | Chair made of techno polymer seat with painted frame. Seat height is 17 3/4". Stackable 5 high for storage. Suitable for indoor and outdoor use. Sold in Cartons of 4 only. | Frame in White, seat in White with Grey insert or Black with White insert | 1,535.00 Sold in cartons of 4 only. |
|  | RIVISTA-CHR-SO | 31 29/32" | 16 15/16" | 19 11/16" | 44 lbs. | Chair made of technopolymer seat with painted frame. Seat height is 17 3/4". Stackable 5 high for storage. Suitable for indoor and outdoor use. Sold in Cartons of 4 only. | Frame in White, seat in Red with White insert or Turtle Dove with White insert. Available as special order. | 1,645.00 Sold in cartons of 4 only. |

STILLA

FINISH COLORS



Red



Sand



White



Cement Grey



Cipria



Light Teal



Mustard

SPECIAL ORDER FINISH COLORS

ADDITIONAL NOTES

Ships via common carrier.

Seat height is 17 3/4".

Stilla meets or exceeds the minimum requirements per ANSI/BIFMA X5.1-2011 office chairs.

Sample chips available.

Sold in cartons of 4 only.



| LINE ART | MODEL | H | W | D | WEIGHT | DESCRIPTION | COLOR/FINISH | LIST PRICE |
|----------|-------------|---------|-----|---------|---------|---|---|---|
| | STIL-CHR | 30 3/4" | 21" | 20 1/4" | 36 lbs. | Polypropylene and fiber glass chair with cut out for rainwater drain off. Stackable 6 units high for storage. Ships assembled. Suitable for indoor and outdoor use. Sold in Cartons of 4 only. | White, Sand or Red | 1,115.00 Sold in cartons of 4 only. |
| | STIL-CHR-SO | 30 3/4" | 21" | 20 1/4" | 36 lbs. | Polypropylene and fiber glass chair with cut out for rain water drain off. Stackable 6 units high for storage. Ships assembled. Suitable for indoor and outdoor use. Sold in Cartons of 4 only. | Cement Grey, Mustard, Cipria and Light Teal as special order. | 1,260.00 Sold in cartons of 4 only. |

VACANZA

FINISH COLORS



Black



Pistachio



White

SPECIAL ORDER FINISH COLORS



Red



Sand

ADDITIONAL NOTES



Ships via common carrier.

Vacanza meets or exceeds the minimum requirements per ANSI/BIFMA X5.1-2011 office chairs.

Sample chips available.


Sold in cartons of 4 only.



| LINE ART | MODEL | H | W | D | WEIGHT | DESCRIPTION | COLOR/FINISH | LIST PRICE |
|---|------------|-----|---------|-----|---------|---|-------------------------------|---|
|  | VACANZA | 32" | 20 1/4" | 22" | 38 lbs. | Polypropylene and fiberglass shell with anodized aluminum frame and UV resistant colors. Chair is provided with cut out for rain water drain off. Seat height is 17 1/2. Stackable 7 units high for storage. Suitable for indoor and outdoor use. Sold in Cartons of 4 only. | Pistachio, White or Black | 995.00 Sold in cartons of 4 only. |
|  | VACANZA-SO | 32" | 20 1/4" | 22" | 38 lbs. | Polypropylene and fiber glass shell with anodized aluminum frame and UV resistant colors. Chair is provided with cutout for rain water drain off. Seat height is 17 1/2. Stackable 7 units high for storage. Ships unassembled. Suitable for indoor and outdoor use. Sold in Cartons of 4 only. | Sand or Red as special order. | 1,125.00 Sold in cartons of 4 only. |

OUTDOOR TABLES

HOME → PRODUCTS → OUTDOOR TABLES



CELES

FINISH COLORS



Black



White



Mustard







Grey Beige

ADDITIONAL NOTES

Ships via UPS

Sample chips available.



| LINE ART | MODEL | H | W | D | WEIGHT | DESCRIPTION | COLOR/FINISH | LIST PRICE |
|---|----------|-----------|---------|---------|---------|--|---|------------|
|  | CELES-S | 11 11/16" | 19 1/2" | 18 3/4" | 13 lbs. | Side table constructed of painted aluminum for indoor and outdoor use. | Matte Grey Beige Ral 1019, Mustard Gloss Ral 1012, Satin Black Ral 9011 or Matte White Ral 9003 | 1,895.00 |
|  | CELES-M | 13 5/8" | 19 1/2" | 18 3/4" | 13 lbs. | Side table constructed of painted aluminum for indoor and outdoor use. | Matte Grey Beige Ral 1019, Mustard Gloss Ral 1012, Satin Black Ral 9011 or Matte White Ral 9003 | 1,895.00 |
|  | CELES-L | 15 5/8" | 19 1/2" | 18 3/4" | 14 lbs. | Side table constructed of painted aluminum for indoor and outdoor use. | Matte Grey Beige Ral 1019, Mustard Gloss Ral 1012, Satin Black Ral 9011 or Matte White Ral 9003 | 1,945.00 |
|  | CELES-XL | 17 7/8" | 26 3/8" | 27 1/2" | 21 lbs. | Side table constructed of painted aluminum for indoor and outdoor use. | Matte Grey Beige Ral 1019, Mustard Gloss Ral 1012, Satin Black Ral 9011 or Matte White Ral 9003 | 2,235.00 |

OXI BISTROT

FRAME FINISH COLORS



White RAL 9002



Black RAL 9004

TOP FINISH COLORS



White RAL 9002



Black RAL 9004

ADDITIONAL NOTES

Ships via common carrier.

Oxi Bistrot tables are suitable for indoor and outdoor use.






| LINE ART | MODEL | H | W | D | WEIGHT | DESCRIPTION | COLOR/FINISH | LIST PRICE |
|----------|--------|---------|----------|----------|---------|---|--|------------|
| | OXI-10 | 29 1/8" | 23 5/8" | round | 38 lbs. | Chair height table with cross shaped central base in painted finish. Round top in high pressure phenolic finish. Adjustable glides. Includes hanging bracket for purse/bags. | Post and base in Black Ral 9004 or Grey White Ral 9002 painted finish. Top in Black or White high pressure phenolic with black edge band | 1,975.00 |
| | OXI-20 | 29 1/8" | 31 1/2" | round | 51 lbs. | Chair height table with cross shaped central base in painted finish. Round top in high pressure phenolic finish. Adjustable glides. Includes hanging bracket for purse/bags. | Post and base in Black Ral 9004 or Grey White Ral 9002 painted finish. Top in Black or White high pressure phenolic with black edge band | 2,195.00 |
| | OXI-30 | 29 1/8" | 27 9/16" | 27 9/16" | 51 lbs. | Chair height table with cross shaped central base in painted finish. Square top in high pressure phenolic finish. Adjustable glides. Includes hanging bracket for purse/bags. | Post and base in Black Ral 9004 or Grey White Ral 9002 painted finish. Top in Black or White high pressure phenolic with black edge band | 2,085.00 |
| | OXI-40 | 43 3/8" | 23 5/8" | round | 49 lbs. | Bar height table with cross shaped central base in painted finish. Round top in high pressure phenolic finish. Adjustable glides. Includes hanging bracket for purse/bags. | Post and base in Black Ral 9004 or Grey White Ral 9002 painted finish. Top in Black or White high pressure phenolic with black edge band | 1,975.00 |

ADDITIONAL NOTES

Ships via common carrier.

Sample chips available.



| LINE ART | MODEL | H | W | D | WEIGHT | DESCRIPTION | COLOR/FINISH | LIST PRICE |
|---|--------|----------|---------|---------|---------|--|---|------------|
|  | SIM-01 | 29 3/4" | 31 1/2" | 31 1/2" | 42 lbs. | Outdoor square chair height table with painted steel top and legs | Top in White, Black or Grey, legs in White, Black or Grey | 995.00 |
|  | SIM-02 | 39 5/16" | 31 1/2" | 31 1/2" | 42 lbs. | Outdoor square stool height table with painted steel top and legs | Top in White, Black or Grey, base in White, Black or Grey | 1,095.00 |
|  | SIM-03 | 29 3/4" | 47 1/4" | 31 1/2" | 50 lbs. | Outdoor rectangular chair height table with painted steel top and legs | Top in White, Black or Grey, base in White, Black or Grey | 1,345.00 |

STEP

FRAME & LEGS FINISH COLORS



Green



Pearl Grey



White

SPECIAL ORDER FRAME & LEGS FINISH COLORS



Light Brown



Orange




Red



Teal



Sand



Black

TOP FINISH COLORS



White

SPECIAL ORDER TOP FINISH COLORS



Black



Pearl Grey

ADDITIONAL NOTES

Ships via common carrier.





Step tables include 6 hooks on under-side to hold purses/bags.

Assembly required. Indoor and outdoor use.

Sample chips available.



| LINE ART | MODEL | H | W | D | WEIGHT | DESCRIPTION | COLOR/FINISH | LIST PRICE |
|----------|------------|---------|---------|---------|---------|--|--|------------|
| | STEP-01 | 43 1/2" | 47 1/4" | 19 3/4" | 56 lbs. | High table constructed of co-injected metal frame with techno polymer high pressure phenolic top with black edge band. Painted frame with satin aluminum foot bar. | Top in White, frame/legs in White, Pearl Grey or Green | 1,525.00 |
| | STEP-01-SO | 43 1/2" | 47 1/4" | 19 3/4" | 56 lbs. | High table constructed of co-injected metal frame with techno polymer high pressure phenolic top with black edge band. Painted frame with satin aluminum foot bar. | Table top in Black or Pearl Grey, frame/legs in Red, Brown, Orange, Black, Sand or Teal as special order | 1,645.00 |
| | STEP-02 | 43 1/2" | 47 1/4" | 27 3/4" | 58 lbs. | High table constructed of co-injected metal frame with techno polymer high pressure phenolic top with black edge band. Painted frame with satin aluminum foot bar. | Top in White, frame/legs in White, Pearl Grey or Green | 1,695.00 |
| | STEP-02-SO | 43 1/2" | 47 1/4" | 27 3/4" | 58 lbs. | High table constructed of co-injected metal frame with techno polymer high pressure phenolic top with black edge band. Painted frame with satin aluminum foot bar. | Table top in Black or Pearl Grey, frame/legs in Red, Brown, Orange, Black, Sand or Teal as special order | 1,845.00 |

| | | | | | | | | |
|---|------------|---------|---------|-----------|----------|--|--|----------|
|  | STEP-03 | 43 1/2" | 70 7/8" | 19 11/16" | 89 lbs. | High table constructed of co-injected metal frame with techno polymer high pressure phenolic top with black edge band. Painted frame with satin aluminum foot bar. | Top in White, frame/legs in White, Pearl Grey or Green. | 1,555.00 |
|  | STEP-03-SO | 43 1/2" | 70 7/8" | 19 11/16" | 89 lbs. | High table constructed of co-injected metal frame with techno polymer high pressure phenolic top with black edge band. Painted frame with satin aluminum foot bar. | Table top in Black or Pearl Grey, frame/legs in Red, Brown, Orange, Black, Sand or Teal as special order | 1,865.00 |
|  | STEP-04 | 43 1/2" | 70 7/8" | 27 3/16" | 104 lbs. | High table constructed of co-injected metal frame with techno polymer high pressure phenolic top with black edge band. Painted frame with satin aluminum foot bar. | Top in White, frame/legs in White, Pearl Grey or Green. | 1,635.00 |
|  | STEP-04-SO | 43 1/2" | 70 7/8" | 27 3/16" | 104 lbs. | High table constructed of co-injected metal frame with techno polymer high pressure phenolic top with black edge band. Painted frame with satin aluminum foot bar. | Table top in Black or Pearl Grey, frame/legs in Red, Brown, Orange, Black, Sand or Teal as special order | 1,925.00 |

STILLA

FINISH COLORS



Light Grey



White

SPECIAL ORDER FINISH COLORS







Sand

ADDITIONAL NOTES

Ships via common carrier.

Sample chips available.



| LINE ART | MODEL | H | W | D | WEIGHT | DESCRIPTION | COLOR/FINISH | LIST PRICE |
|--|--------------|----------|---------|---------|---------|--|----------------------|------------|
|  | STILTBL-R | 28 5/16" | 32 1/2" | round | 29 lbs. | Fiberglass filled polypropylene table with round top and 4 legs with rubber feet. Six tables can be stacked vertically for storage. Ships unassembled. Suitable for indoor and outdoor use. | White or Light Grey. | 825.00 |
|  | STILTBL-R-SO | 28 5/16" | 32 1/2" | round | 29 lbs. | Fiberglass filled polypropylene table with round top and 4 legs with rubber feet. Six tables can be stacked vertically for storage. Ships unassembled. Suitable for indoor and outdoor use. | Sand. | 920.00 |
|  | STILTBL-S | 28 7/16" | 28 3/4" | 28 3/4" | 29 lbs. | Fiberglass filled polypropylene table with square top and 4 legs with rubber feet. Six tables can be stacked vertically for storage. Ships unassembled. Suitable for indoor and outdoor use. | White or Light Grey. | 875.00 |
|  | STILTBL-S-SO | 28 7/16" | 28 3/4" | 28 3/4" | 29 lbs. | Fiberglass filled polypropylene table with square top and 4 legs with rubber feet. Six tables can be stacked vertically for storage. Ships unassembled. Suitable for indoor and outdoor use. | Sand. | 975.00 |

OUTDOOR ASHTRAYS

[HOME](#) → [PRODUCTS](#) → [OUTDOOR ASHTRAYS](#)



FINISH COLORS



Black



White





ADDITIONAL NOTES

Ships via UPS

Suitable for outdoor use.

Includes tool needed to remove lid. Slot for disposal is 1 15/16" long by 2 1/8" wide.

Sample chips available.

| LINE ART | MODEL | H | W | D | WEIGHT | DESCRIPTION | COLOR/FINISH | LIST PRICE |
|---|-------|-----------|--------|--------|---------|---|---|------------|
|  | FUM | 39 11/16" | 9 5/8" | 9 5/8" | 13 lbs. | Standing ashtray. Can be secured to the ground. | Matte White Ral 9003 or Satin Black Ral 9011 | 1,225.00 |
|  | FUM-W | 19 15/16" | 2 1/8" | 3 3/4" | 4 lbs. | Wall mounted ashtray. | Matte White RAL 9003 or Satin Black RAL 9011 | 850.00 |

BODY FINISH COLORS



Stainless Steel RAL 9006


ADDITIONAL NOTES

Ships via Common Carrier

Riga Stainless Steel units are suitable for outdoor use under cover.


Sample chips available.







| LINE ART | MODEL | H | W | D | WEIGHT | DESCRIPTION | COLOR/FINISH | LIST PRICE |
|---|----------|-----------|----------|----------|---------|--|---|------------|
|  | RIGA-ASH | 27 15/16" | 9 13/16" | 9 13/16" | 15 lbs. | Waste bin with front opening, integrated bag ring and ashtray. Capacity 7.9 gallons. | Stainless Steel with Satin Silver Aluminum top. | 1,155.00 |

ADDITIONAL NOTES


Wall mounted units VEM/VEM-C ship via UPS; freestanding and ground fixed units ship via common carrier.



| LINE ART | MODEL | H | W | D | WEIGHT | DESCRIPTION | COLOR/FINISH | LIST PRICE |
|---|-------|----------|----------|----------|---------|--------------------------------------|-----------------|------------|
|  | VEF | 44 5/16" | 9 13/16" | 7 11/16" | 28 lbs. | Ground /floor fixed ashtray | Black or Silver | 1,160.00 |
|  | VES | 44 5/16" | 9 13/16" | 12" | 28 lbs. | Freestanding ashtray | Black or Silver | 1,315.00 |
|  | VESR | 44 5/16" | 15 3/4" | 15 3/4" | 43 lbs. | Freestanding ashtray with large base | Black or Silver | 1,350.00 |
|  | VEM | 29 1/8" | 9 13/16" | 4 5/16" | 15 lbs. | Wall mounted ashtray | Black or Silver | 1,035.00 |

BROCHURE & LEAFLET HOLDER

[HOME](#) → [PRODUCTS](#) → [BROCHURE & LEAFLET HOLDER](#)






















ADDITIONAL NOTES

Ships via FedEx

Dacapo is available in pre-configured sets or purchase components (rail and polystyrene holders) to meet your requirements.



| LINE ART | MODEL | H | W | D | WEIGHT | DESCRIPTION | COLOR/FINISH | LIST PRICE |
|---|-----------|---------|-----------|--------|---------|--|--|------------|
|  | DC50-2A4 | 10 1/2" | 19 11/16" | 5 1/2" | 3 lbs. | Wall mounted rail with two A4 sized polystyrene brochure holders (for brochures up to 8 1/2" W x 11 11/16" H). | Silver Anodized Aluminum rail with clear pockets | 220.00 |
|  | DC50-3A5 | 7 7/8" | 19 11/16" | 4 3/8" | 3 lbs. | Wall mounted rail with three A5 sized polystyrene leaflet holders (for leaflets up to 5 13/16" W x 8 1/4" H). | Silver Anodized Aluminum rail with clear pockets | 280.00 |
|  | DC50-4A6 | 5 1/4" | 19 11/16" | 3 1/4" | 2 lbs. | Wall mounted rail with four A6 sized polystyrene leaflet holders (for leaflets up to 4 1/8" W x 5 13/16" H). | Silver Anodized Aluminum rail with clear pockets | 290.00 |
|  | DC10-4A4 | 10 1/2" | 39 3/8" | 5 1/2" | 5 lbs. | Wall mounted rail with four A4 sized polystyrene brochure holders (for brochures up to 8 1/2" W x 11 11/16" H). | Silver Anodized Aluminum rail with clear pockets | 435.00 |
|  | DC10-6A5 | 7 7/8" | 39 3/8" | 4 3/8" | 5 lbs. | Wall mounted rail with six A5 sized polystyrene leaflet holders (for leaflets up to 5 13/16" W x 8 1/4" H). | Silver Anodized Aluminum rail with clear pockets | 545.00 |
|  | DC10-8A6 | 5 1/4" | 39 3/8" | 3 1/4" | 4 lbs. | Wall mounted rail with eight A6 sized polystyrene leaflet holders (for leaflets up to 4 1/8" W x 5 13/16" H). | Silver Anodized Aluminum rail with clear pockets | 610.00 |
|  | DC15-6A4 | 10 1/2" | 59 1/16" | 5 1/2" | 9 lbs. | Wall mounted rail with six A4 sized polystyrene brochure holders (for brochures up to 8 1/2" W x 11 11/16" H). | Silver Anodized Aluminum rail with clear pockets | 730.00 |
|  | DC15-9A5 | 7 7/8" | 59 1/16" | 4 3/8" | 8 lbs. | Wall mounted rail with nine A5 sized polystyrene leaflet holders (for leaflets up to 5 13/16" W x 8 1/4" H). | Silver Anodized Aluminum rail with clear pockets | 885.00 |
|  | DC15-12A6 | 5 1/4" | 59 1/16" | 3 1/4" | 6 lbs. | Wall mounted rail with twelve A6 sized polystyrene leaflet holders (for leaflets up to 4 1/8" W x 5 13/16" H). | Silver Anodized Aluminum rail with clear pockets | 940.00 |
|  | DC20-8A4 | 10 1/2" | 78 3/4" | 5 1/2" | 12 lbs. | Wall mounted rail with eight A4 sized polystyrene brochure holders (for brochures up to 8 1/2" W x 11 11/16" H). Rail in two 39 3/8" sections. | Silver Anodized Aluminum rail with clear pockets | 940.00 |

| | | | | | | | | |
|---|-----------|-----------|---------|--------|---------|---|--|----------|
|  | DC20-12A5 | 7 7/8" | 78 3/4" | 4 3/8" | 20 lbs. | Wall mounted rail with twelve A5 sized polystyrene leaflet holders (for leaflets up to 5 13/16" W x 8 1/4" H). Rail in two 39 3/8" sections. | Silver Anodized Aluminum rail with clear pockets | 1,150.00 |
|  | DC20-16A6 | 5 1/4" | 78 3/4" | 3 1/4" | 12 lbs. | Wall mounted rail with sixteen A6 sized polystyrene leaflet holders (for leaflets up to 4 1/8" W x 5 13/16" H). Rail in two 39 3/8" sections. | Silver Anodized Aluminum rail with clear pockets | 1,220.00 |
|  | DCR-500 | 19 11/16" | | | 2 lbs. | Wall mounted rail only 19 11/16" long | Silver Anodized Aluminum | 75.00 |
|  | DCR-1000 | 39 3/8" | | | 3 lbs. | Wall mounted rail only 39 3/8" long | Silver Anodized Aluminum | 115.00 |
|  | DCR-1500 | 59 1/16" | | | 4 lbs. | Wall mounted rail only 59 1/16" long | Silver Anodized Aluminum | 165.00 |
|  | DCR-2000 | 78 3/4" | | | 6 lbs. | Wall mounted rail only 78 3/4" long | Silver Anodized Aluminum | 265.00 |
|  | DCT-A6 | 5 7/8" | 4 5/8" | 2 1/2" | 1/2 lb. | A6 sized polystyrene leaflet holder only (for leaflets up to 4 1/8" W x 5 13/16" H). Pocket is 1 5/8" deep. | Clear Polystyrene | 59.00 |
|  | DCT-A5 | 8" | 6 1/2" | 2 3/4" | 1/2 lb. | A5 sized polystyrene leaflet holder only (for leaflets up to 5 13/16" W x 8 1/4" H). Pocket is 1 5/8" deep. | Clear Polystyrene | 71.00 |
|  | DCT-A4 | 11 3/16" | 9" | 3 1/4" | 1/2 lb. | A4 sized polystyrene brochure holder only (for brochures up to 8 1/2" W x 11 11/16" H). Pocket is 1 5/8" deep. | Clear Polystyrene | 89.00 |

DACAPO I POINT

ADDITIONAL NOTES

Ships via common carrier.


Dacapo Ipoint is available in pre-configured sets or purchase components (free standing display and polystyrene holders) to meet your requirements.



| LINE ART | MODEL | H | W | D | WEIGHT | DESCRIPTION | COLOR/FINISH | LIST PRICE |
|----------|-----------|----------|----------|----------|---------|---|---|------------|
| | DACI-5A4 | 68 1/8" | 13 1/16" | 13 1/16" | 40 lbs. | Free standing single sided brochure display with five A4 sized polystyrene brochure holders (for brochures up to 8 1/2" W x 11 11/16" H). | Black display with Silver frame and clear pockets | 1,665.00 |
| | DACI-10A4 | 68 1/8" | 13 1/16" | 13 1/16" | 47 lbs. | Free standing double sided brochure display with ten A4 sized polystyrene brochure holders (for brochures up to 8 1/2" W x 11 11/16" H). | Black display with Silver frame and clear pockets | 2,075.00 |
| | DACI-5A5 | 68 1/8" | 13 1/16" | 13 1/16" | 39 lbs. | Free standing single sided leaflet display with five A5 sized polystyrene leaflet holders (for leaflets up to 5 13/16" W x 8 1/4" H). | Black display with Silver frame and clear pockets | 1,520.00 |
| | DACI-10A5 | 68 1/8" | 13 1/16" | 13 1/16" | 43 lbs. | Free standing double sided leaflet display with ten A5 sized polystyrene leaflet holders (for leaflets up to 5 13/16" W x 8 1/4" H). | Black display with Silver frame and clear pockets | 1,920.00 |
| | DACI-9A6 | 68 1/8" | 13 1/16" | 13 1/16" | 39 lbs. | Free standing single sided leaflet display with nine A6 sized polystyrene leaflet holders (for leaflets up to 4 1/8" W x 5 13/16" H). | Black display with Silver frame and clear pockets | 1,725.00 |
| | DACI-18A6 | 68 1/8" | 13 1/16" | 13 1/16" | 42 lbs. | Free standing double sided leaflet display with eighteen A6 sized polystyrene leaflet holders (for leaflets up to 4 1/8" W x 5 13/16" H). | Black display with Silver frame and clear pockets | 2,170.00 |
| | DACI-PR | 68 1/8" | 13 1/16" | 13 1/16" | 35 lbs. | Free standing double sided display with 9 slots on each side. Compatible with A4/A5/A6 sized polystyrene holders. | Black display with Silver frame | 1,120.00 |
| | DCT-A6 | 5 7/8" | 4 5/8" | 2 1/2" | 1/2 lb. | A6 sized polystyrene leaflet holder only (for leaflets up to 4 1/8" W x 5 13/16" H). Pocket is 1 5/8" deep. | Clear Polystyrene | 59.00 |
| | DCT-A5 | 8" | 6 1/2" | 2 3/4" | 1/2 lb. | A5 sized polystyrene leaflet holder only (for leaflets up to 5 13/16" W x 8 1/4" H). Pocket is 1 5/8" deep. | Clear Polystyrene | 71.00 |
| | DCT-A4 | 11 3/16" | 9" | 3 1/4" | 1/2 lb. | A4 sized polystyrene brochure holder only (for brochures up to 8 1/2" W x 11 11/16" H). Pocket is 1 5/8" deep. | Clear Polystyrene | 89.00 |

UMBRELLA STANDS

HOME → PRODUCTS → UMBRELLA STANDS



DRIP

ADDITIONAL NOTES

Ships via UPS

Sample chips available.



| LINE ART | MODEL | H | W | D | WEIGHT | DESCRIPTION | COLOR/FINISH | LIST PRICE |
|---|-------|-----------|---------|---------|---------|--|--|------------|
|  | DRIP | 17 11/16" | 12 3/8" | 12 3/8" | 14 lbs. | Umbrella stand in epoxy coated steel with removable drip tray. | Black 9011, Metallic Grey 9006 or White 9010 | 1,590.00 |

DROP-IN


LARGE BIN FINISH COLORS



Textured Black



Textured Forge Grey



Textured White

INTEGRATED SMALL BIN FINISH COLORS



Textured Black



Textured Forge Grey



Textured White



Mustard





Grey Beige

ADDITIONAL NOTES

Ships via UPS

Sample chips available.



| LINE ART | MODEL | H | W | D | WEIGHT | DESCRIPTION | COLOR/FINISH | LIST PRICE |
|---|------------|-----------|---------|---------|---------|---|--|------------|
|  | DROP IN-01 | 18 7/8" | 15 3/8" | 7 1/16" | 15 lbs. | Umbrella stand with removable drip tray. | Textured White, Textured Black Ral 9011 or Textured Forge Grey. | 615.00 |
|  | DROP IN-02 | 19 15/16" | 16 3/8" | 7 1/16" | 18 lbs. | Umbrella stand for long umbrellas with integrated bin for shorter umbrellas. Removable drip tray. | Textured White, Textured Black Ral 9011 or Textured Forge Grey main bin. Integrated bin available in Textured White, Textured Black, Textured Forge Grey, Matte Grey Beige Ral 1019 or Mustard Gloss RAL 1012. | 975.00 |

FORREIN

FINISH COLORS



Textured Black



Textured Forge Grey




Textured White

ADDITIONAL NOTES

Ships via UPS

Sample chips available.





| LINE ART | MODEL | H | W | D | WEIGHT | DESCRIPTION | COLOR/FINISH | LIST PRICE |
|---|---------|-----------|-----------|---------|---------|--|---|------------|
|  | FORREIN | 19 13/16" | 12 13/16" | 9 7/16" | 15 lbs. | Umbrella stand with polyethylene base. | Textured White, Textured Black Ral 9011 or Textured Forge Grey | 585.00 |

P70/P100

ADDITIONAL NOTES

Ships via UPS



| LINE ART | MODEL | H | W | D | WEIGHT | DESCRIPTION | COLOR/FINISH | LIST PRICE |
|---|-------|---------|----------|----------|---------|---------------------------------------|----------------------------|------------|
|  | P 70 | 20 7/8" | 27 9/16" | 8 11/16" | 14 lbs. | Umbrella stand for up to 15 umbrellas | Dark Grey w/Satin Aluminum | 867.00 |
|  | P 100 | 20 7/8" | 39 3/8" | 8 11/16" | 16 lbs. | Umbrella stand for up to 20 umbrellas | Dark Grey w/Satin Aluminum | 893.00 |

PLATEA

FRAME FINISH COLORS



Chrome

DRIP TRAY FINISH COLORS




Aluminum RAL
9006

ADDITIONAL NOTES

Ships via UPS



| LINE ART | MODEL | H | W | D | WEIGHT | DESCRIPTION | COLOR/FINISH | LIST PRICE |
|---|--------|----------|----------|-------|--------|---|---|------------|
|  | PLATEA | 19 5/16" | 11 7/16" | round | 8 lbs. | Umbrella stand for all sizes of umbrellas. Includes easily removable drip tray. | Chrome with drip tray in Aluminum Ral 9006. | 745.00 |

BODY FINISH COLORS



Stainless Steel RAL 9006





ADDITIONAL NOTES

Ships via UPS

Riga Stainless Steel units are suitable for outdoor use under cover.

Sample chips available.

| LINE ART | MODEL | H | W | D | WEIGHT | DESCRIPTION | COLOR/FINISH | LIST PRICE |
|---|------------|----------|----------|----------|---------|---|--|------------|
|  | RIGA-UMB-P | 19 5/16" | 9 13/16" | 9 13/16" | 10 lbs. | Umbrella stand with four sections for umbrellas and non-skid grid on bottom to hold umbrellas in place. | Grey White Ral 9002 with Black ABS base. | 705.00 |
|  | RIGA-UMB | 19 5/16" | 9 13/16" | 9 13/16" | 10 lbs. | Umbrella stand with four sections for umbrellas and non-skid grid on bottom to hold umbrellas in place. | Stainless Steel with Black ABS base. | 830.00 |

SILO



ADDITIONAL NOTES

Ships via UPS

Stainless steel of Silo is Grade 430.

Sample chips available.



| LINE ART | MODEL | H | W | D | WEIGHT | DESCRIPTION | COLOR/FINISH | LIST PRICE |
|---|------------|-----------|----------|-------|--------|--|--|------------|
|  | SP-2550 | 19 11/16" | 9 13/16" | round | 8 lbs. | Umbrella stand with drip tray in epoxy coated steel. | Black 9311, White 9310 or Grey Metallic 9306 | 365.00 |
|  | SP-2550-SS | 19 11/16" | 9 13/16" | round | 7 lbs. | Umbrella stand with drip tray. | Brushed Stainless Steel | 545.00 |

FRONT & BACK FINISH COLORS



Textured Black



Textured White

INTERIOR PANEL & BASE FINISH COLORS



Textured Black



Textured White



Mustard





Grey Beige

ADDITIONAL NOTES

Ships via UPS

Sample chips available.



| LINE ART | MODEL | H | W | D | WEIGHT | DESCRIPTION | COLOR/FINISH | LIST PRICE |
|---|----------|---------|---------|--------|---------|--|--|------------|
|  | SOU-FLR | 24 1/4" | 15 1/2" | 5 3/4" | 23 lbs. | Painted steel umbrella stand for both tall and short umbrellas. Base and middle panel can be painted contrasting color. Drip trays for both tall and short umbrellas included. | Textured Black Ral 9011, Textured White, Mustard Gloss Ral 1012, or Matte Grey Beige Ral 1019 for middle panel and base, Exterior panels in Textured Black Ral 9011 or Textured White. | 1,225.00 |
|  | SOU-WALL | 23 1/2" | 15 1/2" | 4 1/4" | 21 lbs. | Wall mounted painted steel umbrella stand for both tall and short umbrellas. Middle panel can be painted contrasting color. Drip trays for both tall and short umbrellas included. | Textured Black Ral 9011, Textured White, Mustard Gloss Ral 1012, or Matte Grey Beige Ral 1019 for middle panel and base, Exterior panels in Textured Black Ral 9011 or Textured White. | 1,225.00 |

FINISH COLORS




White



Black

ADDITIONAL NOTES

Ships via UPS
Sample chips available.

| LINE ART | MODEL | H | W | D | WEIGHT | DESCRIPTION | COLOR/FINISH | LIST PRICE |
|---|--------|---------|---------|-------|---------|-----------------------|---------------------|------------|
| | | | | | | | | |
|  | YIN-22 | 19 3/4" | 15 3/4" | round | 12 lbs. | Steel umbrella stand. | Red, Black or White | 315.00 |



INFORMATION & GRAPHIC DISPLAY

HOME → PRODUCTS → INFORMATION & GRAPHIC DISPLAY



IFLAG

POST FINISH COLORS



Anodized
Aluminum

BASE FINISH COLORS



Textured Forge
Grey



White



Satin Black RAL
9011

ADDITIONAL NOTES

Ships via FedEx




| LINE ART | MODEL | H | W | D | WEIGHT | DESCRIPTION | COLOR/FINISH | LIST PRICE |
|----------|----------|-----------|----------|-----------|---------|---|--|------------|
| | IFLAG-10 | 50 13/16" | 9 13/16" | 17 11/16" | 12 lbs. | Transparent methacrylate display for single poster/paper that is 8 1/4" x 11 11/16". | Post in Anodized Silver, base in Textured Forge Grey, Matte White Ral 9003 or Satin Black RAL 9011 | 785.00 |
| | IFLAG-20 | 50 13/16" | 9 13/16" | 17 11/16" | 14 lbs. | Transparent methacrylate display for two posters/papers that are 8 1/4" x 11 11/16". | Post in Anodized Silver, base in Textured Forge Grey, Matte White Ral 9003 or Satin Black RAL 9011 | 1,045.00 |
| | IFLAG-30 | 50 13/16" | 9 13/16" | 17 11/16" | 19 lbs. | Transparent methacrylate display for three posters/papers that are 8 1/4" x 11 11/16". | Post in Anodized Silver, base in Textured Forge Grey, Matte White Ral 9003 or Satin Black RAL 9011 | 1,345.00 |
| | IFLAG-40 | 50 13/16" | 9 13/16" | 17 11/16" | 12 lbs. | Transparent methacrylate display featuring a single shelf for brochures that are 8 1/4"x 11 11/16". Single sheet can also be inserted between methacrylate with brochures or papers on the shelf for take away. | Post in Anodized Silver, base in Textured Forge Grey, Matte White Ral 9003 or Satin Black RAL 9011 | 865.00 |
| | IFLAG-50 | 50 13/16" | 9 13/16" | 17 11/16" | 14 lbs. | Transparent methacrylate display featuring two shelves for brochures that are 8 1/4"x 11 11/16". Single sheet can also be inserted between methacrylate with brochures or papers on the shelf or shelves below for take away. | Post in Anodized Silver, base in Textured Forge Grey, Matte White Ral 9003 or Satin Black RAL 9011 | 1,155.00 |
| | IFLAG-60 | 50 13/16" | 9 13/16" | 17 11/16" | 19 lbs. | Transparent methacrylate display featuring three shelves for brochures that are 8 1/4"x 11 11/16". Single sheet can also be inserted between methacrylate with brochures or papers on the shelf or shelves for take away. | Post in Anodized Silver, base in Textured Forge Grey, Matte White Ral 9003 or Satin Black RAL 9011 | 1,495.00 |

SIGNCODE

ADDITIONAL NOTES

Ships via UPS



| LINE ART | MODEL | H | W | D | WEIGHT | DESCRIPTION | COLOR/FINISH | LIST PRICE |
|---|----------------|---------|--------|------|--------|---|--|------------|
|  | SIGNCODE-10PSM | 2 9/16" | 5 7/8" | 3/8" | 1 lb. | Graphic display holder with magnetic tape backing for use as workstation nameplate. Holds media 2 3/8" x 5 13/16" | Silver Anodized Aluminum frame with transparent cover. | 65.00 |

MESSAGE BOARD

[HOME](#) → [PRODUCTS](#) → MESSAGE BOARD



PANTALLA

FINISH COLORS



Black



White



Mustard



Grey Beige

FREE STANDING UNIT FINISH COLORS



Black



White

ADDITIONAL NOTES

Pantalla-S/M/L ship via UPS; Pantalla-FLR ships via common carrier.

White magnets are included. S unit includes 4, M unit includes 6, L unit includes 8 and FLR units include 10.

Sample chips available.



| LINE ART | MODEL | H | W | D | WEIGHT | DESCRIPTION | COLOR/FINISH | LIST PRICE |
|----------|--------------|-----------|-----------|---------|---------|--|--|------------|
| | PANTALLA-FLR | 71 11/16" | 17 3/4" | 18 1/8" | 67 lbs. | Free standing vertical magnetic notice panel for various media that can also function as a room divider. Units can be used individually or grouped together. | Glossy White Ral 9003, Satin Black Ral 9011 | 2,645.00 |
| | PANTALLA-S | 17 5/16" | 17 5/16" | 3/16" | 7 lbs. | Magnetic notice panel for various media. Units can be used individually or grouped together to create an original wall composition. | Satin Black RAL 9011, Matte Grey Beige RAL 1019, or Mustard Gloss RAL 1012 | 425.00 |
| | PANTALLA-M | 17 5/16" | 34 5/8" | 3/16" | 14 lbs. | Magnetic notice panel for various media. Units can be used individually or grouped together to create an original wall composition. | Satin Black RAL 9011, Matte Grey Beige RAL 1019, or Mustard Gloss RAL 1012 | 675.00 |
| | PANTALLA-L | 17 5/16" | 51 15/16" | 3/16" | 23 lbs. | Magnetic notice panel for various media. Units can be used individually or grouped together to create an original wall composition. | Satin Black RAL 9011, Matte Grey Beige RAL 1019, or Mustard Gloss RAL 1012 | 995.00 |
| | PANTALLA-WS | 17 5/16" | 17 5/16" | 3/16" | 7 lbs. | Writeable magnetic notice panel for various media. Units can be used individually or grouped together to create an original wall composition. | Glossy White Ral 9003 | 425.00 |
| | PANTALLA-WM | 17 5/16" | 34 5/8" | 3/16" | 14 lbs. | Writeable magnetic notice panel for various media. Units can be used individually or grouped together to create an original wall composition. | Glossy White Ral 9003 | 685.00 |
| | PANTALLA-WL | 17 5/16" | 51 15/16" | 3/16" | 23 lbs. | Writeable magnetic notice panel for various media. Units can be used individually or grouped together to create an original wall composition. | Glossy White Ral 9003 | 1,015.00 |

SHOWCASES

[HOME](#) → [PRODUCTS](#) → [SHOWCASES](#)



ADDITIONAL NOTES

Ships via common carrier.


PICTOR units ending in "/K" have a locking cabinet at the base.

PICTOR VA040/050/060 units have one door and one halogen spotlight. PICTOR VA080/100 units have two doors, one on each of the narrower 15 3/4" sides and two halogen spotlights.



22lb weight capacity per shelf.

All glass in PICTOR is tempered glass.

Sample chips available.



| LINE ART | MODEL | H | W | D | WEIGHT | DESCRIPTION | COLOR/FINISH | LIST PRICE |
|----------|---------|-----------|-----------|-----------|----------|--|---|------------|
| | VA040 | 71 11/16" | 15 3/4" | 15 3/4" | 91 lbs. | Showcase with tempered glass, 1 front opening door with cylinder lock, 4 fully adjustable glass shelves, and a halogen spotlight, 20W. | Black or Satin Aluminum frame. | 4,675.00 |
| | VA040/K | 71 11/16" | 15 3/4" | 15 3/4" | 84 lbs. | Showcase with tempered glass, 1 front opening door with cylinder lock, 3 fully adjustable glass shelves and a halogen spotlight, 20W, fitted with a locking cabinet in the base made of black or silver grey melamine MDF. | Black or Satin Aluminum frame with Black or Silver Grey melamine MDF cabinet. | 5,395.00 |
| | VA050 | 71 11/16" | 19 11/16" | 19 11/16" | 125 lbs. | Showcase with tempered glass, 1 front opening door with cylinder lock, 4 fully adjustable glass shelves, and a halogen spotlight, 20W. | Black or Satin Aluminum frame. | 5,435.00 |
| | VA050/K | 71 11/16" | 19 11/16" | 19 11/16" | 114 lbs. | Showcase with tempered glass, 1 front opening door with cylinder lock, 3 fully adjustable glass shelves and a halogen spotlight, 20W, fitted with a locking cabinet in the base made of black or silver grey melamine MDF. | Black or Satin Aluminum frame with Black or Silver Grey melamine MDF cabinet. | 6,195.00 |
| | VA060 | 71 11/16" | 23 5/8" | 15 3/4" | 121 lbs. | Showcase with tempered glass, 1 side opening door with cylinder lock, 4 fully adjustable glass shelves, and a halogen spotlight, 20W. | Black or Satin Aluminum frame. | 5,495.00 |
| | VA060/K | 71 11/16" | 23 5/8" | 15 3/4" | 108 lbs. | Showcase with tempered glass, 1 side opening door with cylinder lock, 3 fully adjustable glass shelves and a halogen spotlight, 20W, fitted with a locking cabinet in the base made of black or silver grey melamine MDF. | Black or Satin Aluminum frame with Black or Silver Grey melamine MDF cabinet. | 6,350.00 |
| | VA080 | 71 11/16" | 31 1/2" | 15 3/4" | 152 lbs. | Showcase with tempered glass, 2 side opening doors (on short sides) with cylinder lock, 4 fully adjustable glass shelves, and 2 halogen spotlights, 20W. | Black or Satin Aluminum frame. | 6,595.00 |
| | VA080/K | 71 11/16" | 31 1/2" | 15 3/4" | 139 lbs. | Showcase with tempered glass, 2 side opening doors (on short side) with cylinder locks, 3 fully adjustable glass shelves and 2 halogen spotlights, 20W, fitted with a locking cabinet in the base made of black or silver grey melamine MDF. | Black or Satin Aluminum frame with Black or Silver Grey melamine MDF cabinet. | 7,695.00 |

| | | | | | | | | |
|---|---------|-----------|---------|---------|----------|--|---|----------|
|  | VA100 | 71 11/16" | 39 3/8" | 15 3/4" | 170 lbs. | Showcase with tempered glass, 2 side opening doors (on short sides) with cylinder lock, 4 fully adjustable glass shelves, and 2 halogen spotlights, 20W. | Black or Satin Aluminum frame. | 7,865.00 |
|  | VA100/K | 71 11/16" | 39 3/8" | 15 3/4" | 150 lbs | Showcase with tempered glass, 2 side opening doors (on short side) with cylinder locks, 3 fully adjustable glass shelves and 2 halogen spotlights, 20W, fitted with a locking cabinet in the base made of black or silver grey melamine MDF. | Black or Satin Aluminum frame with Black or Silver Grey melamine MDF cabinet. | 8,550.00 |

SHELVING & BOOKSHELVES

HOME → PRODUCTS → SHELVING & BOOKSHELVES



BALDAS

FINISH COLORS



Matte White



Grey Beige



Textured Forge
Grey



Black

ADDITIONAL NOTES

Ships via UPS.

Mounting brackets must be securely anchored in the wall. Once in place, the shelf attaches directly to the mounting bracket.

The shelves, once mounted, allow for vertical adjustment of $\frac{1}{2}$ " to achieve the desired height. The shelf can also be adjusted horizontally by moving it very slightly to the right or left, to attach it to the adjoining shelf, or to leave space between an adjacent shelf.

Screws and molliers are included.

Weight capacity of BALDAS-S & BALDAS-R is 15lbs.

Weight capacity of BALDAS-M is 39lbs.

Sample chips available.



| LINE ART | MODEL | H | W | D | WEIGHT | DESCRIPTION | COLOR/FINISH | LIST PRICE |
|----------|----------|---------|---------|--------|---------|--|--|------------|
| | BALDAS-S | 12 1/4" | 7 1/8" | 7 1/2" | 4 lbs. | Painted aluminum vertical wall mounted shelf. Comes with 1 wall mounting bracket. | Matte White RAL 9003, Satin Black RAL 9011, Textured Forge Grey or Matte Grey Beige RAL 1019 | 445.00 |
| | BALDAS-R | 12 1/4" | 7 1/8" | 7 1/2" | 4 lbs. | Painted aluminum vertical wall mounted shelf. Comes with 1 wall mounting bracket. | Matte White RAL 9003, Satin Black RAL 9011, Textured Forge Grey or Matte Grey Beige RAL 1019 | 445.00 |
| | BALDAS-M | 4 3/4" | 39 3/8" | 7 1/2" | 10 lbs. | Painted aluminum horizontal wall mounted shelf. Comes with 2 wall mounting brackets. | Matte White RAL 9003, Satin Black RAL 9011, Textured Forge Grey or Matte Grey Beige RAL 1019 | 710.00 |

FINISH COLORS



Black



White



Mustard



Grey Beige



| LINE ART | MODEL | H | W | D | WEIGHT | DESCRIPTION | COLOR/FINISH | LIST PRICE |
|----------|-------|--------|----------|--------|--------|---|---|------------|
| | KOKU | 2 3/4" | 11 1/16" | 6 3/4" | 4 lbs. | Painted steel wall mounted book shelf with concealed mounting system. | Matte White Ral 9003, Matte Grey Beige Ral 1019, Matte Mustard Ral 1012, Satin Black Ral 9011 | 465.00 |

ADDITIONAL NOTES

Ships via UPS
Sample chips available.

FINISH COLORS



White



Pistachio



Dark Grey






ADDITIONAL NOTES

Ships via common carrier.

OSSA is stackable up to 3 units high.

When stacked, each additional unit adds 15" to height. Handle cut out is 1" high x 4 1/4" long. Top shelf area is 1 3/4" high x 33 1/4" wide x 12 1/4" deep.

Sample chips available.

| LINE ART | MODEL | H | W | D | WEIGHT | DESCRIPTION | COLOR/FINISH | LIST PRICE |
|---|--------------|---------|----------|---------|---------|--|-------------------------------|------------|
|  | OSSA | 16 1/2" | 35 7/16" | 14 3/4" | 38 lbs. | Modular storage unit made of powder coated steel. Units can be stacked up to 3 units high. | White, Pistachio or Dark Grey | 1,475.00 |
|  | OSSA-CORK | 1 3/4" | 16 1/2" | 12" | 4 lbs. | Fine grain cork for top of OSSA; covers half the top shelf. | Cork | 520.00 |
|  | OSSA-LEATHER | 1/4" | 33" | 12" | 2 lbs. | Saddle leather cover for top of OSSA. | Leather | 685.00 |

COLUMN FINISH COLORS



Anodized Aluminum

SHELVES FINISH COLORS



Black



Textured Forge Grey



White

ADDITIONAL NOTES

Usio-W ships via FedEx; Usio-FS/FD ship via common carrier.

All Usio shelves are 6 1/8" apart.

Sample chips available.



| LINE ART | MODEL | H | W | D | WEIGHT | DESCRIPTION | COLOR/FINISH | LIST PRICE |
|----------|---------|----------|--------|---------|---------|---|--|------------|
| | USIO-W | 64 1/2" | 6 1/4" | 6 1/8" | 21 lbs. | Wall mounted bookshelf with aluminum center column with 10 painted steel fixed height shelves. | Anodized Silver Matte column, shelves in Textured Forge Grey, Matte White Ral 9003 or Satin Black Ral 9011 | 925.00 |
| | USIO-FS | 64 9/16" | 9 3/4" | 9 7/8" | 35 lbs. | Floor standing single sided bookshelf with aluminum center column with 10 painted steel fixed height shelves. | Anodized Silver Matte column, shelves in Textured Forge Grey, Matte White Ral 9003 or Satin Black Ral 9011 | 1,475.00 |
| | USIO-FD | 64 9/16" | 9 3/4" | 19 3/4" | 57 lbs. | Floor standing double sided bookshelf with aluminum center column with 20 painted steel fixed height shelves. | Anodized Silver Matte column, shelves in Textured Forge Grey, Matte White Ral 9003 or Satin Black Ral 9011 | 2,195.00 |

CROWD CONTROL

[HOME](#) → [PRODUCTS](#) → CROWD CONTROL



STOPPER POINT



ADDITIONAL NOTES

Ships via UPS

STOPPER POINT units have an integrated belt braking system, which slowly retracts the belt into the post.

Units can be placed up to 97.5" apart from one another.



| LINE ART | MODEL | H | W | D | WEIGHT | DESCRIPTION | COLOR/FINISH | LIST PRICE |
|---|------------|----------|-----|-------|---------|--|--|------------|
|  | STOP-POINT | 38 3/16" | 13" | round | 19 lbs. | Single crowd control stanchion with 97.5" long band. | Matte Silver post and base or Black RAL 9004 post and base. Band housing in Black. Band in Black, Blue or Red. | 385.00 |
|  | STOP-02 | | | | | Acrylic poster holder for single sheet 8 1/4" wide x11 11/16" high double sided view with magnetic lock. | Green glass | 190.00 |
| | STWC-90 | | | | | Wall mount plastic support for use with Stopper. | Black | 78.00 |

TEMPALINE






ADDITIONAL NOTES

Ships via UPS

Tempaline is suitable for outdoor use.

Units can be placed up to 80" apart from one another.



| LINE ART | MODEL | H | W | D | WEIGHT | DESCRIPTION | COLOR/FINISH | LIST PRICE |
|---|----------------|---------|----------|----------|---------|---|--|------------|
|  | TPL-950-SBL | 37 3/8" | 20 1/16" | 20 1/16" | 6 lbs. | Transportable crowd control stanchion for indoor/outdoor use. Blue 80" long retractable belt. | Silver Matte Anodized Aluminum stanchion, Black ABS plastic base and belt housing with blue belt | 835.00 |
|  | TPL-SET950-SBL | 37 3/8" | 20 1/16" | 20 1/16" | 30 lbs. | Set of four foldable crowd control stanchions for indoor/outdoor use. Blue 80" long retractable belt. Includes blue padded carry bag. | Silver Matte Anodized Aluminum stanchion, Black ABS plastic base and belt housing with blue belt | 3,335.00 |
|  | TPL-QA5H | | | | 1 lb. | Double sided poster pocket Clear fits stanchion, landscape orientation. Media size 5 13/16" x 8 1/4". | Clear | 95.00 |
|  | TPL-QA4H | | | | 1 lb. | Double sided poster pocket fits stanchion, landscape orientation. Media size 8 1/4" x 11 11/16". | Clear | 135.00 |
|  | TPL-QA4V | | | | 1 lb. | Double sided poster pocket fits stanchion, portrait orientation. Media size 11 11/16" x 8 1/4". | Clear | 135.00 |

FINISH COLORS




Matte White



Textured Forge Grey



Black







ADDITIONAL NOTES

Ships via UPS.

Each TREC-F unit ships in 2 cartons.

Band is 9ft long and approximately 1/8" thick.

Sample chips available.

| LINE ART | MODEL | H | W | D | WEIGHT | DESCRIPTION | COLOR/FINISH | LIST PRICE |
|---|-----------|-----------|---------|---------|---------|--|--|------------|
|  | TREC-F | 38 13/16" | 11 3/4" | 11 3/4" | 22 lbs. | Freestanding crowd control unit with painted steel base and top with aluminum column. Top houses one band. | Textured Forge Grey, Satin Black RAL 9011 or Matte White RAL 9003. Band in Black, Blue or Red. | 995.00 |
|  | TREC-WB | 4 7/8" | 5 1/8" | 4 1/2" | 1 lb. | Wall mounted crowd control unit made of painted steel. Houses one band. | Textured Forge Grey, Satin Black RAL 9011 or Matte White RAL 9003. Band in Black, Blue or Red. | 595.00 |
|  | TREC-WR | 2 13/16" | 1 9/16" | 3/8" | 1/2 lb. | Wall mounted band receiving unit made of painted steel. | Textured Black Ral 9011 | 145.00 |
|  | TREC-SIGN | 11 15/16" | 10" | 2 1/2" | 2 lbs. | Painted aluminum and steel signage holder for TREC-F with clear methacrylate. Holds A4 media 8.3" wide by 11.7" high. Double sided visibility, secures to the top of TREC-F. | Textured Forge Grey, Satin Black Ral 9011 or Matte White RAL 9003. | 545.00 |

SANITIZATION & PPE STATIONS

HOME → PRODUCTS → SANITIZATION & PPE STATIONS



HAANDER

FINISH COLORS



Lunar White



Anodized Silver



Textured Raven Black

ADDITIONAL NOTES

Ships via UPS

Magnuson Group does not sell hand sanitizer dispensers.

HAANDER's free standing and wall-mounted models are designed to work with a wide variety of 3rd party hand sanitizer dispenser units [both touch free and push style models]. Any dispenser that fits within 7 3/4" wide by 14" high is compatible and can be most easily mounted using double sided adhesive tape, which is often included with the dispenser.

HAANDER's mounting holes align with many PURELL® Push-Style Dispensers (NXT, ES4, FMX) and PURELL® Touch-Free Dispensers (TFX, LTX, ES6 & ES8), making installation easy. ©2015. GOJO Industries, Inc. All rights reserved.

HAANDER-W: Mounts to the wall with 4 screws. Dispensers are mounted to HAANDER-W using either double sided adhesive tape (often included with dispenser) or with hardware. If the dispenser is a compatible PURELL® product, mounting holes are aligned for easy installation with hardware.

HAANDER-F: Painted steel dispenser housing mounts to post with hardware provided. Dispensers are mounted to painted steel housing using either double sided adhesive tape (often included with dispenser) or with hardware if the dispenser is a compatible PURELL® product. Mounting the dispenser to the painted steel housing with hardware is not possible unless the dispenser is a compatible PURELL® product. The painted steel base is 1/4" high off the ground.

HAANDER-W includes 4 drywall screws and 4 wall anchors to mount HAANDER-W to drywall. For other applications, customer will need to supply their own hardware.

HAANDER-F includes all hardware to mount the dispenser housing to the freestanding post and base.

Sample chips available.



| LINE ART | MODEL | H | W | D | WEIGHT | DESCRIPTION | COLOR/FINISH | LIST PRICE |
|----------|-----------|---------|---------|---------|---------|---|--|------------|
| | HAANDER-W | 19" | 8" | 4" | 5 lbs. | Wall mounted painted steel hand sanitizer dispenser station with silkscreened hand sanitizer graphic. | Lunar White, Anodized Silver or Textured Raven Black | 225.00 |
| | HAANDER-F | 54 1/2" | 15 1/2" | 15 1/2" | 43 lbs. | Freestanding painted steel hand sanitizer dispenser station with silkscreened hand sanitizer graphic. | Lunar White, Anodized Silver or Textured Raven Black | 495.00 |

FINISH COLORS



Lunar White



Anodized Silver



Textured Raven Black

ADDITIONAL NOTES

Ships via UPS

Magnuson Group does not include hand sanitizer with ISBIT.

ISBIT is designed to be compatible with most 16.9oz (500ml) hand sanitizer pump bottles. The height of the body of the bottle (measured from bottom of the bottle to the bottom of the bottle neck) cannot exceed 6" in height in order to fit within the acrylic housing. The height of the bottle's pump at full compression must be above 6 1/2" in order to function within the acrylic housing.




ISBIT-W mounts to the wall with 4 screws. Hardware & wall anchors for drywall application are included with the product. For other applications, customer will need to supply their own hardware.

ISBIT-M mounts to any steel surface with two heavy duty magnets.

ISBIT-F painted steel frame and acrylic housing mounts to the post with hardware provided. The painted steel base is 1/4" high off the ground.

Sample chips available.



| LINE ART | MODEL | H | W | D | WEIGHT | DESCRIPTION | COLOR/FINISH | LIST PRICE |
|--|---------|--------|---------|---------|---------|--|---|------------|
|  | ISBIT-W | 7 1/8" | 5 1/8" | 4" | 2 lbs. | Wall mounted painted steel hand sanitizer station for pump bottle with removeable clear acrylic housing. | Lunar White, Anodized Silver or Textured Raven Black Frame with Clear Acrylic Housing. | 225.00 |
|  | ISBIT-M | 7 1/8" | 5 1/8" | 4" | 2 lbs. | Magnetic painted steel hand sanitizer station for pump bottle with removeable clear acrylic housing. | Lunar White, Anodized Silver or Textured Raven Black Frame with Clear Acrylic Housing. | 255.00 |
|  | ISBIT-F | 40" | 15 1/2" | 15 1/2" | 25 lbs. | Freestanding painted steel hand sanitizer station for pump bottle with removeable clear acrylic housing. | Lunar White, Anodized Silver or Textured Raven Black Frame, Post and Base with Clear Acrylic Housing. | 475.00 |

SOLNA FREESTANDING

FINISH COLORS



Bronze Metallic



Anodized Silver



Dark Anthracite



Lunar White

GRAPHIC LABEL OPTIONS



Virus Prevention



Disposable PPE



Sanitizer



Masks



Wipes



Gloves



Tissues



Masks/Tissues



Masks/Wipes



Masks & Gloves

ADDITIONAL NOTES

Ships via common carrier.

Masks PPE cabinet is compatible with many standard disposable mask boxes. Designed for two mask boxes (stacked on top of one another) each measuring up to 7 3/4" high by 5" wide by 4 1/4" deep.

Gloves PPE cabinet is compatible with many standard disposable gloves and tissue boxes. Gloves PPE cabinet is designed for three gloves or tissues boxes up to 10" wide by 5" high by 4 1/4" deep.

SOLNA FREESTANDING PPE cabinets open from top to bottom and come with internal magnetic "L Bracket" that ensures secure fit for PPE. Masks PPE cabinet includes one magnetic "L Bracket". Masks & Gloves PPE cabinet includes two magnetic "L Brackets".

SOLNA is compatible with a wide variety of 3rd party hand sanitizer dispenser units [both touch free and push style models]. Any dispenser up to 10" wide by 12" high is compatible and can be most easily mounted using double sided adhesive tape, which is often included with the dispenser.


Magnuson Group does not sell hand sanitizer dispensers. SOLNA's mounting holes align with many PURELL® Push-Style Dispensers (NXT, ES4, FMX) and PURELL® Touch-Free Dispensers (TFX, LTX, ES6 & ES8), making installation easy. ©2015. GOJO Industries, Inc. All rights reserved.

Assembly required: Use hardware provided to attach the base to upright. Then, attach PPE cabinet or dispenser bracket to upright. SOLNA-FS-18-MD dispenser bracket and masks cabinet can be placed on either the left or right side (mounting holes are identical).

SOLNA meets or exceeds the minimum requirements per ANSI/BIFMA X5.6-2016 Panel Systems.

Sample chips available.

SANITIZATION & PPE OPTIONS



Dispenser Bracket
14 1/2" H x 5 1/4" W
with 3 5/16" Driptray



Masks
4 1/2" H x 2 3/8" W
each



Masks & Gloves
Masks: 4 1/2" H x 2 3/8" W each
Gloves 13" H x 5" W

GRAPHIC LABEL FINISH COLORS







White Vinyl



Dark Grey Vinyl



| LINE ART | MODEL | H | W | D | WEIGHT | DESCRIPTION | COLOR/FINISH | LIST PRICE |
|---|----------------|---------|-----|-----|---------|--|--|------------|
|  | SOLNA-FS-09-D | 55 7/8" | 11" | 15" | 38 lbs. | Freestanding sanitization station made of painted steel with drip tray for hand sanitizer dispenser, includes one label. | Dark Anthracite, Anodized Silver, Lunar White, Bronze Metallic | 1,045.00 |
|  | SOLNA-FS-09-M | 55 7/8" | 11" | 15" | 40 lbs. | Freestanding PPE station made of painted steel with locking cabinet for masks, includes one label. | Dark Anthracite, Anodized Silver, Lunar White, Bronze Metallic | 1,095.00 |
|  | SOLNA-FS-18-MD | 55 7/8" | 20" | 15" | 73 lbs. | Freestanding PPE & sanitization station made of painted steel with locking cabinet for masks & drip tray for hand sanitizer dispenser, includes one label. | Dark Anthracite, Anodized Silver, Lunar White, Bronze Metallic | 1,645.00 |
|  | SOLNA-FS-18-MG | 55 7/8" | 20" | 15" | 77 lbs. | Freestanding PPE station made of painted steel with locking cabinet for masks & gloves, includes one label. | Dark Anthracite, Anodized Silver, Lunar White, Bronze Metallic | 1,765.00 |

SOLNA WITH RECEPTACLE

FINISH COLORS



Bronze Metallic



Anodized Silver



Dark Anthracite



Lunar White

WASTE RECEPTACLE COMPATIBILITY



VALUTA VA1814L



VALUTA VA1818L



2x VALUTA
VA1809L




SOTARE SO1818L



SOTARE SO1818L-
DBL

SANITIZATION & PPE OPTIONS



Dispenser Bracket
14 1/2" H x 5 1/4" W
with 3 5/16" Drip
tray



Masks
4 1/2" H x 2 3/8" W
each



Masks & Gloves
Masks: 4 1/2" H x 2
3/8" W each
Gloves 13" H x 5" W

HOW TO ORDER

#1

Select SOLNA
Model

#2

Select Color

#3

Select VALUTA or
SOTARE Unit(s)

#4

Select Body Color

#5

Select Top Color

#6

Select Top Opening

#7

Select Label &
Color

ADDITIONAL NOTES

Ships via common carrier.

Masks PPE cabinet is compatible with many standard disposable mask boxes. Designed for two mask boxes (stacked on top of one another) each measuring up to 7 ¾" high by 5" wide by 4 ¼" deep.

Gloves PPE cabinet is compatible with many standard disposable gloves and tissue boxes. Gloves PPE cabinet is designed for three gloves or tissues boxes up to 10" wide by 5" high by 4 ¼" deep.

SOLNA panel above receptacle opens from right to left to allow full range of motion for VALUTA or SOTARE lid. PPE cabinets open from top to bottom and comes with internal magnetic "L Bracket" that ensures secure fit for PPE. Masks PPE cabinet includes one magnetic "L Bracket". Masks & Gloves PPE cabinet includes two magnetic "L Brackets".

SOLNA with Receptacle cannot be positioned directly next to another SOLNA with Receptacle unit and must have a 9" gap or greater between adjacent units due to the hinged panel that opens from right to left. SOLNA with Receptacle can be positioned directly next to a VALUTA or SOTARE Waste Receptacle only.

SOLNA is compatible with a wide variety of 3rd party hand sanitizer dispenser units [both touch free and push style models]. Any dispenser up to 10" wide by 12" high is compatible and can be most easily mounted using double sided adhesive tape, which is often included with the dispenser.







Magnuson Group does not sell hand sanitizer dispensers. SOLNA's mounting holes align with many PURELL® Push-Style Dispensers (NXT, ES4, FMX) and PURELL® Touch-Free Dispensers (TFX, LTX, ES6 & ES8), making installation easy. ©2015. GOJO Industries, Inc. All rights reserved.

Assembly required: Use hardware provided to attach the panel to the VALUTA or SOTARE waste receptacle. Then, attach PPE cabinet or dispenser bracket to upright. On SOLNA-MD models, the dispenser bracket and masks cabinet can be placed on either the left or right side (mounting holes are identical).

Sample chips available.



| LINE ART | MODEL | H | W | D | WEIGHT | DESCRIPTION | COLOR/FINISH | LIST PRICE |
|----------|--------------------------|---------|-----|---------|---------|--|--|------------|
| | SOLNA-ADD-18-MD | 55 7/8" | 18" | 5 3/4" | 26 lbs. | Add on SOLNA panel to retrofit existing VALUTA or SOTARE Waste Receptacles for PPE & sanitization. Made of painted steel with locking cabinet for masks & driptray for hand sanitizer dispenser. | Dark Anthracite, Anodized Silver, Lunar White, Bronze Metallic | 1,150.00 |
| | SOLNA-ADD-18-MG | 55 7/8" | 18" | 5 3/4" | 30 lbs. | Add on SOLNA panel to retrofit existing VALUTA or SOTARE Waste Receptacles for PPE. Made of painted steel with locking cabinet for masks & gloves. | Dark Anthracite, Anodized Silver, Lunar White, Bronze Metallic | 1,150.00 |
| | SOLNA-PLUS-18-MD-VA1814L | 55 7/8" | 18" | 15 1/2" | 73 lbs. | VALUTA VA1814L receptacle with SOLNA PPE & sanitization station made of painted steel with locking cabinet for masks & driptray for hand sanitizer dispenser. | Dark Anthracite, Anodized Silver, Lunar White, Bronze Metallic | 2,245.00 |
| | SOLNA-PLUS-18-MG-VA1814L | 55 7/8" | 18" | 15 1/2" | 77 lbs. | VALUTA VA1814L receptacle with SOLNA PPE station made of painted steel with locking cabinet for masks & gloves. | Dark Anthracite, Anodized Silver, Lunar White, Bronze Metallic | 2,245.00 |
| | SOLNA-PLUS-18-MD-VA1818L | 55 7/8" | 18" | 19 1/2" | 80 lbs. | VALUTA VA1818L receptacle with SOLNA PPE & sanitization station made of painted steel with locking cabinet for masks & driptray for hand sanitizer dispenser. | Dark Anthracite, Anodized Silver, Lunar White, Bronze Metallic | 2,345.00 |
| | SOLNA-PLUS-18-MG-VA1818L | 55 7/8" | 18" | 19 1/2" | 84 lbs. | VALUTA VA1818L receptacle with SOLNA PPE station made of painted steel with locking cabinet for masks & gloves. | Dark Anthracite, Anodized Silver, Lunar White, Bronze Metallic | 2,345.00 |

| | | | | | | | | |
|---|------------------------------|---------|-----|---------|---------|---|--|----------|
|  | SOLNA-PLUS-18-MD-2xVA1809L | 55 7/8" | 18" | 19 1/2" | 86 lbs. | VALUTA VA1809L receptacles with SOLNA PPE & sanitization station made of painted steel with locking cabinet for masks & drip tray for hand sanitizer dispenser. | Dark Anthracite, Anodized Silver, Lunar White, Bronze Metallic | 3,135.00 |
|  | SOLNA-PLUS-18-MG-2xVA1809L | 55 7/8" | 18" | 19 1/2" | 90 lbs. | VALUTA VA1809L receptacles with SOLNA PPE station made of painted steel with locking cabinet for masks & gloves. | Dark Anthracite, Anodized Silver, Lunar White, Bronze Metallic | 3,135.00 |
|  | SOLNA-PLUS-18-MD-SO1818L | 55 7/8" | 18" | 19 1/2" | 75 lbs. | SOTARE SO1818L receptacle with SOLNA PPE & sanitization station made of painted steel with locking cabinet for masks & drip tray for hand sanitizer dispenser. | Dark Anthracite, Anodized Silver, Lunar White, Bronze Metallic | 3,140.00 |
|  | SOLNA-PLUS-18-MG-SO1818L | 55 7/8" | 18" | 19 1/2" | 79 lbs. | SOTARE SO1818L receptacle with SOLNA PPE station made of painted steel with locking cabinet for masks & gloves. | Dark Anthracite, Anodized Silver, Lunar White, Bronze Metallic | 3,140.00 |
|  | SOLNA-PLUS-18-MD-SO1818L-DBL | 55 7/8" | 18" | 19 1/2" | 75 lbs. | SOTARE SO1818L-DBL double top opening receptacle with SOLNA PPE & sanitization station made of painted steel with locking cabinet for masks & drip tray for hand sanitizer dispenser. | Dark Anthracite, Anodized Silver, Lunar White, Bronze Metallic | 3,295.00 |
|  | SOLNA-PLUS-18-MG-SO1818L-DBL | 55 7/8" | 18" | 19 1/2" | 79 lbs. | SOTARE SO1818L-DBL double top opening receptacle with SOLNA PPE station made of painted steel with locking cabinet for masks & gloves. | Dark Anthracite, Anodized Silver, Lunar White, Bronze Metallic | 3,295.00 |

COAT HOOKS MAGNETIC

HOME → PRODUCTS → COAT HOOKS MAGNETIC



K-50 MAGNETIC

ADDITIONAL NOTES

Ships via UPS

Sample chips available.



| LINE ART | MODEL | H | W | D | WEIGHT | DESCRIPTION | COLOR/FINISH | LIST PRICE |
|----------|-------|--------|--------|----|--------|--|---|------------|
| | K-50M | 3 1/2" | 3 1/2" | 2" | 1 lb. | Magnetic coat hook with painted round back plate and die cast zinc coat hook. K-50M has a weight capacity of 20lbs | Backplate in Black, Silver, White, Marine Blue or Marigold Yellow. Knob in Black, Silver, White, Marine Blue, Marigold Yellow, Polished Chrome or Brushed Chrome. | 76.00 |

KOBE-MA

ADDITIONAL NOTES

Ships via UPS.



| LINE ART | MODEL | H | W | D | WEIGHT | DESCRIPTION | COLOR/FINISH | LIST PRICE |
|----------|---------|----|----|--------|--------|---|---|------------|
| | KOBE-MA | 5" | 4" | 2 3/4" | 1 lbs. | Magnetic coat hook. Kobe has a weight capacity of 18lbs | Back plate in White or Black, ABS hook in White, Black, Silver or Red | 120.00 |

KROK MAGNETIC

ADDITIONAL NOTES

Ships via UPS

Sample chips available.



| LINE ART | MODEL | H | W | D | WEIGHT | DESCRIPTION | COLOR/FINISH | LIST PRICE |
|----------|---------|----|--------|--------|--------|--|---|------------|
| | KROK-MA | 5" | 3 1/2" | 3 5/8" | 1 lbs. | Magnetic coat hook with plastic hook. Krok has a weight capacity of 20lbs. | Dark Grey back plate with hook in Black 9311, White 9310, Light Blue 5324, Dark Blue 5311, Dark Green 6309, Red 3309 or Yellow 1304 | 139.00 |

MEM

ADDITIONAL NOTES

Ships via UPS.





| LINE ART | MODEL | H | W | D | WEIGHT | DESCRIPTION | COLOR/FINISH | LIST PRICE |
|----------|-------|----|--------|---------|--------|---|--|------------|
| | MEM | 5" | 3 1/8" | 3 3/16" | 1 lb. | Magnetic coat hook with wood knob. MEM has a weight capacity of 18lbs | Back plate in Black, White, Sand, Silver, Chocolate or Green, hook in Beech, Wengue, White, Black or Green | 125.00 |

MYIM/MYIM JR

ADDITIONAL NOTES

Ships via UPS.



| LINE ART | MODEL | H | W | D | WEIGHT | DESCRIPTION | COLOR/FINISH | LIST PRICE |
|---|----------|----|--------|--------|--------|--|--|------------|
|  | MYIM | 5" | 3" | 1 7/8" | 2 lb. | Magnetic coat hook. MYIM has a weight capacity of 18lbs. | Back plate and hook in White, Sand, Clay, Silver, Black, Red or Chocolate. | 155.00 |
|  | MYIM-JR. | 3" | 1 3/8" | 1 5/8" | 1 lb. | Small magnetic coat hook. MYIM Jr has a weight capacity of 4lbs. | Back plate and hook in White, Sand, Clay, Silver, Black, Red or Chocolate. | 105.00 |


NINO MAGNETIC

ADDITIONAL NOTES

Ships via UPS

Sample chips available.



| LINE ART | MODEL | H | W | D | WEIGHT | DESCRIPTION | COLOR/FINISH | LIST PRICE |
|---|----------|--------|--------|--------|--------|---|--|------------|
|  | NINO H25 | 3 1/4" | 9 7/8" | 1 1/2" | 1 lb. | Magnetic coat hook strip with 3 metal coat hooks. NINO-H25 has a weight capacity of 9lbs. | Black 9311, White 9310 or Metallic Grey 9306 | 265.00 |

OLEA-MA

ADDITIONAL NOTES

Ships via common carrier.



| LINE ART | MODEL | H | W | D | WEIGHT | DESCRIPTION | COLOR/FINISH | LIST PRICE |
|----------|---------|----|--------|--------|--------|--|--|------------|
| | OLEA-MA | 5" | 2 5/8" | 3 3/8" | 2 lbs. | Magnetic coat hook with wood knob. OLEA has a weight capacity of 18lbs | Back plate in Black, Silver or White with knob in Beech or Black | 130.00 |

SHERWOOD

ADDITIONAL NOTES

Ships via UPS









| LINE ART | MODEL | H | W | D | WEIGHT | DESCRIPTION | COLOR/FINISH | LIST PRICE |
|----------|-------|----------|----------|--------|--------|------------------------------------|--|------------|
| | SW-MA | 4 15/16" | 3 15/16" | 2 7/8" | 1 lb. | Magnetic coat hook with wood knob. | Backplate and stem in White or Textured Black paint, with wood hook in Natural Beech, White or Black painted finish. | 126.00 |

TERTIO MAGNETIC

ADDITIONAL NOTES


Ships via UPS.



| LINE ART | MODEL | H | W | D | WEIGHT | DESCRIPTION | COLOR/FINISH | LIST PRICE |
|--|--------|-----------|-----------|----------|--------|--|--|------------|
|  | T-10M | 11 13/16" | 17 11/16" | 3 15/16" | 2 lbs. | Magnetic hook with one dark grey plastic hanger. Weight capacity of 20lbs | Aluminum with Dark Grey | 230.00 |
|  | T-16M | 11 13/16" | 17 11/16" | 6 5/16" | 2 lbs. | Magnetic hook with two dark grey plastic hangers. Weight capacity of 20lbs | Aluminum with Dark Grey | 330.00 |
|  | T-H40M | 4 1/4" | 15 3/4" | 1 15/16" | 2 lbs. | Magnetic hook strip with four dark grey plastic hooks. Weight capacity of 20lbs | Aluminum with Dark Grey | 360.00 |
|  | T-HM | 3 3/4" | 3 3/4" | 1 15/16" | 1 lbs. | Magnetic coat hook. Weight capacity of 20lbs | Dark Grey | 165.00 |
|  | T-H37M | 3 3/4" | 14 3/4" | 2 3/16" | 3 lbs. | Magnetic hook strip with three dark grey plastic hooks. Weight capacity of 20lbs | Dark Grey | 330.00 |
|  | T-HKM | 8 1/4" | 17 15/16" | 2 1/2" | 2 lbs. | Magnetic hook with hanger. Weight capacity of 20lbs | Black magnet, Brushed Stainless Steel hook with polished steel front, hanger in varnished Beech with Brushed Stainless Steel hook. | 380.00 |

COAT HOOKS



HOME → PRODUCTS → COAT HOOKS



ADDITIONAL NOTES

Ships via UPS



| LINE ART | MODEL | H | W | D | WEIGHT | DESCRIPTION | COLOR/FINISH | LIST PRICE |
|---|----------|--------|---|---------|---------|-------------------------|--------------------------------------|------------|
|  | BAMBU-06 | 1 3/8" | 0 | 1 9/16" | 1/4 lb. | Small ABS plastic hook. | Grey White Ral 9002 or Grey Ral 7022 | 32.00 |
|  | BAMBU-08 | 3 3/8" | 0 | 1 9/16" | 1/2 lb. | Large ABS plastic hook. | Grey White Ral 9002 or Grey Ral 7022 | 35.00 |

CANTHA

FINISH COLORS



Matte Grey Beige
RAL 1019



Glossy Mustard RAL
1012



Matte White



Satin Black RAL
9011



Matte Oak

ADDITIONAL NOTES

Ships via UPS

Due to the manufacturing process, slight variations may be present.

CANTHA is mounted using a threaded bolt that is screwed into the wall. Once in place, the hook is screwed into the bolt.

Sample chips available.



| LINE ART | MODEL | H | W | D | WEIGHT | DESCRIPTION | COLOR/FINISH | LIST PRICE |
|----------|------------|--------|----------|--------|--------|---|--|------------|
| | CANTHA-S | 1 1/2" | 1 9/16" | 1 1/4" | 1 lb. | Painted aluminum coat hook. | Matte White, Matte Grey Beige RAL 1019, Mustard Gloss RAL 1012, Satin Black RAL 9011 | 130.00 |
| | CANTHA-SW | 1 1/2" | 1 9/16" | 1 1/4" | 1 lb. | Painted aluminum coat hook with oak veneer front plate. | Matte White, Matte Grey Beige RAL 1019, Mustard Gloss RAL 1012, Satin Black RAL 9011 Hook with Matte Oak front plate | 180.00 |
| | CANTHA-M | 2 1/4" | 2 3/8" | 1 1/4" | 1 lb. | Painted aluminum coat hook. | Matte White, Matte Grey Beige RAL 1019, Mustard Gloss RAL 1012, Satin Black RAL 9011 | 165.00 |
| | CANTHA-MW | 2 1/4" | 2 3/8" | 1 1/4" | 1 lb. | Painted aluminum coat hook with oak veneer front plate. | Matte White, Matte Grey Beige RAL 1019, Mustard Gloss RAL 1012, Satin Black RAL 9011 Hook with Matte Oak front plate | 215.00 |
| | CANTHA-L | 3 1/2" | 3 15/16" | 1 5/8" | 1 lb. | Painted aluminum coat hook. | Matte White, Matte Grey Beige RAL 1019, Mustard Gloss RAL 1012, Satin Black RAL 9011 | 220.00 |
| | CANTHA-LW | 3 1/2" | 3 15/16" | 1 5/8" | 1 lb. | Painted aluminum coat hook with oak veneer front plate. | Matte White, Matte Grey Beige RAL 1019, Mustard Gloss RAL 1012, Satin Black RAL 9011 Hook with Matte Oak front plate | 285.00 |
| | CANTHA-XL | 5 1/4" | 5 1/2" | 1 5/8" | 1 lb. | Painted aluminum coat hook. | Matte White, Matte Grey Beige RAL 1019, Mustard Gloss RAL 1012, Satin Black RAL 9011 | 240.00 |
| | CANTHA-XLW | 5 1/4" | 5 1/2" | 1 5/8" | 1 lb. | Painted aluminum coat hook with oak veneer front plate. | Matte White, Matte Grey Beige RAL 1019, Mustard Gloss RAL 1012, Satin Black RAL 9011 Hook with Matte Oak front plate | 295.00 |














K SERIES HOOKS














ADDITIONAL NOTES











Ships via UPS




Use Front Mount hooks when mounting directly into a wall, door or surface or when access to the back of the knob cannot be reached.



| LINE ART | MODEL | H | W | D | WEIGHT | DESCRIPTION | COLOR/FINISH | LIST PRICE |
|---|-----------|---------|--------|----------|---------|--|--|-------------------|
|  | K-50C/FM | 1 1/4" | 1 1/4" | 1 9/16" | 1/4 lb. | Front mount zinc die cast knob | Polished Chrome | 53.00 |
| | | | | | | |  | quick ship |
|  | K-50BC/FM | 1 1/4" | 1 1/4" | 1 9/16" | 1/4 lb. | Front mount zinc die cast knob | Brushed Chrome | 55.00 |
| | | | | | | |  | quick ship |
|  | K-50N/FM | 1 1/4" | 1 1/4" | 1 9/16" | 1/4 lb. | Front mount zinc die cast knob, Powder coat finish | Black, White or Silver | 49.00 |
|  | K-55C/FM | 1 3/8" | 1 3/8" | 2 13/16" | 1/2 lb. | Front mount zinc die cast knob | Polished Chrome | 55.00 |
| | | | | | | |  | quick ship |
|  | K-55BC/FM | 1 3/8" | 1 3/8" | 2 13/16" | 1/2 lb. | Front mount zinc die cast knob | Brushed Chrome | 58.00 |
| | | | | | | |  | quick ship |
|  | K-55N/FM | 1 3/8" | 1 3/8" | 2 13/16" | 1/2 lb. | Front mount zinc die cast knob, Powder coat finish | Black, White or Silver | 54.00 |
|  | K-50/FMP | 3" | 3" | 1 3/4" | 1 lb. | Front mount die cast steel garment bag hook | Brushed Chrome or Polished Chrome | 95.00 |
|  | K-73 | 3 1/4" | 4" | 2 1/2" | 1/4 lb. | Triple prong hook for 3/4" square tubing | Charcoal Grey, Black, or Sandstone | 28.00 |
|  | K-300C | 4 9/16" | 3 3/8" | 2" | 1 lb. | Front mount aluminum hook | Chrome | 70.00 |

| | | | | | | | | |
|---|---------|---------|---------|----------|---------|---|-----------------------------|-------|
|  | K-300MS | 4 9/16" | 3 3/8" | 2" | 1 lb. | Front mount aluminum hook | Metallic Silver | 62.00 |
|  | K-305MS | 3 3/16" | 3 3/16" | 1 1/16" | 1 lb. | Front mount aluminum hook | Metallic Silver | 54.00 |
|  | K-310C | 1 1/2" | 3 1/2" | 1 1/4" | 1 lb. | Front mount zinc hook | Chrome | 43.00 |
|  | K-310MS | 1 1/2" | 3 1/2" | 1 1/4" | 1 lb. | Front mount zinc hook | Metallic Silver | 39.00 |
|  | K-315C | 2 3/16" | 2 1/2" | 1 1/4" | 1 lb. | Front mount zinc hook | Chrome | 51.00 |
|  | K-320C | 4" | 3/8" | 2 5/16" | 1 lb. | Front mount aluminum hook | Chrome | 37.00 |
|  | K-320MS | 4" | 3/8" | 2 5/16" | 1 lb. | Front mount aluminum hook | Metallic Silver | 32.00 |
|  | K-2088 | 5" | 2" | 1 7/16" | 1/4 lb. | Front mount Anodized Aluminum coat hook | Bright Silver | 56.00 |
|  | K-2121 | 5" | 1 1/8" | 1 3/8" | 1/4 lb. | Anodized Aluminum coat hook | Bright Silver | 59.00 |
|  | K-2123 | 4 3/4" | 2 7/8" | 1 7/8" | 1/2 lb. | Front mount Anodized Aluminum coat hook | Silver Grey | 60.00 |
|  | K-2124 | 4 1/2" | 2 3/4" | 1 13/16" | 1/2 lb. | Front mount Anodized Aluminum coat hook | Silver Grey | 75.00 |
|  | K-2130 | 4 1/4" | 2" | 1 7/8" | 1/4 lb. | Front mount Anodized Aluminum coat hook | Silver Grey | 49.00 |
|  | K-2187A | 4" | 1 1/4" | 1 1/4" | 1/4 lb. | Anodized Aluminum coat hook | Titanium or Metallic Silver | 58.00 |

| | | | | | | | | |
|---|---------|----------|---------|----------|---------|--|-----------------------------|-------|
| | K-2202A | 5 3/8" | 1 7/16" | 1 5/8" | 1/4 lb. | Anodized Aluminum coat hook | Titanium or Metallic Silver | 62.00 |
| | K-15 | 3 11/16" | 3/4" | 3 1/8" | 1/4 lb. | Nylon | Dark Grey | 24.00 |
|  | K-21S | 5 7/8" | 7/8" | 3 7/8" | 1/4 lb. | Aluminum Hook | Silver Anodized | 60.00 |
|  | K-21N | 5 7/8" | 7/8" | 3 7/8" | 1/4 lb. | Aluminum Hook, Powder coat finish | Black | 58.00 |
|  | K-50C | 1 1/4" | 1 1/4" | 1 9/16" | 1/4 lb. | Zinc die cast knob | Polished Chrome | 49.00 |
|  | K-50BC | 1 1/4" | 1 1/4" | 1 9/16" | 1/4 lb. | Zinc die cast knob | Brushed Chrome | 54.00 |
|  | K-50N | 1 1/4" | 1 1/4" | 1 9/16" | 1/4 lb. | Zinc die cast knob, Powder coat finish | Black, White or Silver | 46.00 |
|  | K-55C | 1 3/8" | 1 3/8" | 2 13/16" | 1/2 lb. | Zinc die cast knob | Polished Chrome | 54.00 |
|  | K-55BC | 1 3/8" | 1 3/8" | 2 13/16" | 1/2 lb. | Zinc die cast knob | Brushed Chrome | 56.00 |
|  | K-55N | 1 3/8" | 1 3/8" | 2 13/16" | 1/2 lb. | Zinc die cast knob, Powder coat finish | Black, White or Silver | 53.00 |
|  | K-71C | 2 1/4" | 3/4" | 1 3/4" | 1/4 lb. | Steel hook | Chrome | 11.00 |
|  | | | | | | | | |

| | | | | | | | | |
|---|--------|----------|------|----------|---------|------------------------------|-----------------|--------|
|  | K-220S | 3 13/16" | 7/8" | 3 3/4" | 1/2 lb. | Aluminum hook with door stop | Silver Anodized | 116.00 |
|  | K-230S | 4 1/4" | 7/8" | 2 15/16" | 1/2 lb. | Aluminum hook | Silver Anodized | 81.00 |
|  | K41ST | 5 1/8" | 3/4" | 4" | 1/2 lb. | Stainless steel hook | Stainless steel | 29.00 |


KROK HJH-10

ADDITIONAL NOTES

Ships via UPS

Sample chips available.



| LINE ART | MODEL | H | W | D | WEIGHT | DESCRIPTION | COLOR/FINISH | LIST PRICE |
|---|-------------|--------|--------|--------|--------|---|---|------------|
|  | KROK-HJH-10 | 4 7/8" | 3 1/8" | 2 1/2" | 1 lb. | Front mount coat hook with back plate and matching plastic hook | White 9310, Black 9311, Light Blue 5324, Dark Blue 5311, Dark Green 6309, Red 3309 or Yellow 1304 | 150.00 |

MIRAC

HOOK FINISH COLORS





Chromed

ADDITIONAL NOTES

Ships via UPS



| LINE ART | MODEL | H | W | D | WEIGHT | DESCRIPTION | COLOR/FINISH | LIST PRICE |
|---|-----------|----|------|--------|---------|------------------|---------------|------------|
|  | MIRAC-HK1 | 1" | 3/4" | 1 3/8" | 1/4 lb. | Single coat Hook | Chromed Brass | 53.00 |
|  | MIRAC-HK2 | 1" | 3/4" | 2 3/8" | 1/4 lb. | Single coat Hook | Chromed Brass | 63.00 |

PC 550 SERIES



ADDITIONAL NOTES

Ships via UPS

TSCA Title VI Compliant.

Sample chips available.





| LINE ART | MODEL | H | W | D | WEIGHT | DESCRIPTION | COLOR/FINISH | LIST PRICE |
|---|--------|----|-----|---------|--------|---|---|--|
|  | PC-550 | 6" | 18" | 3 9/16" | 5 lbs. | Executive wall costumer with three polished chrome knobs. | Oak , Walnut, Mahogany , Black or Victorian Cherry Laminate with polished chrome knobs, matching wood hangers | 230.00 |
| | | | | | | | |  quick ship |

PC SERIES PANEL/DOOR

ADDITIONAL NOTES

Ships via UPS



| LINE ART | MODEL | H | W | D | WEIGHT | DESCRIPTION | COLOR/FINISH | LIST PRICE |
|---|----------------|----|----|----|--------|--|--------------------------|------------|
|  | PC-107H | 4" | 1" | 3" | 2 lbs. | Wall or door mounted costumer with 2 hangers | Charcoal Grey, Black | 78.00 |
|  | PC-107H-CHROME | 4" | 1" | 3" | 2 lbs. | Wall or door mounted costumer with 2 hangers | Polished or Satin Chrome | 105.00 |

POINTO

FINISH COLORS



Black



White



Mustard



Grey Beige







Matte Oak

ADDITIONAL NOTES

Ships via UPS

Sample chips available.



| LINE ART | MODEL | H | W | D | WEIGHT | DESCRIPTION | COLOR/FINISH | LIST PRICE |
|---|------------|----|-------|--------|--------|---|---|------------|
|  | POINTO-10 | 3" | round | 2 3/8" | 1 lb. | Round epoxy coated steel coat hook. | Matte White RAL 9003, Matte Grey Beige RAL 1019, Mustard Gloss RAL 1012, Satin Black RAL 9011 | 155.00 |
|  | POINTO-10W | 3" | round | 2 3/8" | 1 lb. | Round epoxy coated steel coat hook with laminated matte oak front plate. | Matte White RAL 9003, Matte Grey Beige RAL 1019, Mustard Gloss RAL 1012 or Satin Black RAL 9011 Hook with Matte Oak front plate | 205.00 |
|  | POINTO-20 | 3" | 3" | 2 3/8" | 1 lb. | Square epoxy coated steel coat hook. | Matte White RAL 9003, Matte Grey Beige RAL 1019, Mustard Gloss RAL 1012, Satin Black RAL 9011 | 155.00 |
|  | POINTO-20W | 3" | 3" | 2 3/8" | 1 lb. | Square epoxy coated steel coat hook with laminated matte oak front plate. | Matte White RAL 9003, Matte Grey Beige RAL 1019, Mustard Gloss RAL 1012 or Satin Black RAL 9011 Hook with Matte Oak front plate | 205.00 |



S SERIES

ADDITIONAL NOTES

Ships via UPS

SCH-33905 longer hook measures 3 1/8"; shorter hook measures 1 3/4"



| LINE ART | MODEL | H | W | D | WEIGHT | DESCRIPTION | COLOR/FINISH | LIST PRICE |
|---|-----------|---------|--------|--------|----------|-----------------------------------|-------------------------|------------|
|  | SCH-44182 | 4 5/8" | 3 1/8" | 1 3/4" | .25 lbs. | Polished Chrome coat hook. | Polished Chrome | 93.00 |
|  | SCH-33905 | 4 1/16" | 1" | 3 1/4" | .50 lbs. | Double coat hook with back plate. | Brushed stainless steel | 133.00 |

S-SERIES ANTIMICROBIAL

FINISH COLORS





Satin Nickel

ADDITIONAL NOTES

Ships via UPS



| LINE ART | MODEL | H | W | D | WEIGHT | DESCRIPTION | COLOR/FINISH | LIST PRICE |
|---|-------------|---------|---------|---------|--------|---|--------------|------------|
|  | SCH-AM-Z327 | 2 9/16" | 2 5/16" | 1 1/16" | 1 lb. | Zamak antimicrobial hook with concealed mounting. | Satin Nickel | 95.00 |
|  | SCH-AM-Z313 | 2" | 2" | 1 5/8" | 1 lb. | Zamak antimicrobial hook with concealed mounting. | Satin Nickel | 95.00 |

ADDITIONAL NOTES

Ships via UPS



| LINE ART | MODEL | H | W | D | WEIGHT | DESCRIPTION | COLOR/FINISH | LIST PRICE |
|----------|-------|--------|--------|--------|--------|--|---|------------|
| | SW-M1 | 2 1/8" | 3 7/8" | 2 7/8" | 1 lb. | Painted metal hook with one wood hook positioned horizontally. | Backplate and stem in White or Textured Black paint, with wood hook in Natural Beech, White or Black painted finish | 78.00 |

FINISH COLORS



Sky White



Mineral Bronze



Stainless Steel

ADDITIONAL NOTES

Ships via UPS.

Mounts directly to the wall with screws. Screws are included, molliies/toggle bolts not included.





Hook spacing allows for multiple units to be mounted side by side while maintaining consistent spacing.

Weight capacity of approximately 5lbs. per hook.

Stainless steel of STAL is Grade 430.

Sample chips available.








| LINE ART | MODEL | H | W | D | WEIGHT | DESCRIPTION | COLOR/FINISH | LIST PRICE |
|---|------------|---------|----------|----------|--------|---|---------------------------------|------------|
|  | STAL-1N-P | 5 3/16" | 3 15/16" | 3 11/16" | 1 lb. | Painted steel wall mounted hook with 1 double pronged hook and a single hook above. | Sky White or Mineral Bronze | 68.00 |
|  | STAL-1N-SS | 5 3/16" | 3 15/16" | 3 11/16" | 1 lb. | Stainless steel wall mounted hook with 1 double pronged hook and a single hook above. | Satin Stainless with Clear Coat | 75.00 |
|  | STAL-1W-P | 5 1/4" | 4" | 3 11/16" | 3 lbs. | Painted steel wall mounted hook with 1 double pronged hook and a single hook above. | Sky White or Mineral Bronze | 75.00 |
|  | STAL-1W-SS | 5 1/4" | 4" | 3 11/16" | 3 lbs. | Stainless steel wall mounted hook with 1 double pronged hook and a shelf above. | Satin Stainless with Clear Coat | 83.00 |

TERTIO H-K

ADDITIONAL NOTES

Ships via UPS



| LINE ART | MODEL | H | W | D | WEIGHT | DESCRIPTION | COLOR/FINISH | LIST PRICE |
|---|--------|-----------|-----------|----------|--------|---|--------------------------------|------------|
|  | T-H10K | 11 13/16" | 17 11/16" | 3 15/16" | 2 lb. | Wall mounted coat rack with one dark grey plastic coat hanger. | Dark Grey with Satin Aluminum. | 230.00 |
|  | T-H16K | 11 13/16" | 17 11/16" | 6 5/16" | 3 lb. | Wall mounted coat rack with two dark grey plastic coat hangers. | Dark Grey with Satin Aluminum. | 285.00 |
|  | T-H22K | 11 13/16" | 17 11/16" | 8 11/16" | 3 lb. | Wall mounted coat rack with three dark grey plastic coat hangers. | Dark Grey with Satin Aluminum. | 345.00 |
|  | T-H28K | 11 13/16" | 17 11/16" | 11 1/16" | 3 lb. | Wall mounted coat rack with four dark grey plastic coat hangers. | Dark Grey with Satin Aluminum. | 395.00 |

TREEHOOKED

ADDITIONAL NOTES

Ships via UPS

Sample chips available.






| LINE ART | MODEL | H | W | D | WEIGHT | DESCRIPTION | COLOR/FINISH | LIST PRICE |
|---|--------|---------|---------|---------|--------|--|---|------------|
|  | TREE-1 | 10 5/8" | 23 1/4" | 1 3/16" | 5 lbs. | Wall mounted coat rack. Can be used individually or in groups. | White 9310, Black 9311, Light Blue 5324, Dark Blue 5311, Dark Green 6309, Red 3309, Yellow 1304 or Metallic Grey 9306 | 325.00 |

TUBULUS H

ADDITIONAL NOTES

Ships via UPS



| LINE ART | MODEL | H | W | D | WEIGHT | DESCRIPTION | COLOR/FINISH | LIST PRICE |
|---|---------|----------|-----------|----------|--------|------------------------|---|------------|
|  | TUB-H10 | 6 11/16" | 17 15/16" | 3 15/16" | 2 lb. | Coat hook with hanger. | Brushed Stainless hook with front in Polished Stainless Steel, hanger in varnished Beech with Brushed Stainless hook. | 415.00 |
|  | TUB-H | 1" | 1 5/16" | 2 1/16" | 1 lb. | Coat hook | Brushed Stainless with front in Polished Stainless Steel. | 180.00 |


YIN UNDER TABLE HOOK

ADDITIONAL NOTES

Ships via UPS


Sample chips available.



| LINE ART | MODEL | H | W | D | WEIGHT | DESCRIPTION | COLOR/FINISH | LIST PRICE |
|---|--------|--------|--------|--------|--------|---|----------------------|------------|
|  | YIN-PH | 3 3/8" | 2 1/2" | 1 5/8" | 1 lbs. | Under table or counter hook to hold purses or bags. | White, Sand or Black | 76.00 |

COAT HOOK STRIPS

HOME → PRODUCTS → COAT HOOK STRIPS



ALOES MEW

ADDITIONAL NOTES

Ships via UPS








| LINE ART | MODEL | H | W | D | WEIGHT | DESCRIPTION | COLOR/FINISH | LIST PRICE |
|----------|-------|--------|-----------|---------|--------|-----------------------------------|---|------------|
| | MEW-1 | 2 3/4" | 3 1/4" | 3 3/16" | 1 lb. | Single coat hook | Strip in White, Sand, Silver or Black, knob in Beech, Wengue, White, Black or Green | 57.00 |
| | MEW-2 | 2 3/4" | 9 7/8" | 3 3/16" | 2 lbs. | Hook strip with two coat hooks. | Strip in White, Sand, Silver or Black, knob in Beech, Wengue, White, Black or Green | 147.00 |
| | MEW-3 | 2 3/4" | 16 9/16" | 3 3/16" | 3 lbs. | Hook strip with three coat hooks. | Strip in White, Sand, Silver or Black, knob in Beech, Wengue, White, Black or Green | 181.00 |
| | MEW-5 | 2 3/4" | 29 15/16" | 3 3/16" | 5 lbs. | Hook strip with five coat hooks. | Strip in White, Sand, Silver or Black, knob in Beech, Wengue, White, Black or Green | 257.00 |

ADDITIONAL NOTES

Ships via UPS



| LINE ART | MODEL | H | W | D | WEIGHT | DESCRIPTION | COLOR/FINISH | LIST PRICE |
|---|----------|----------|----------|--------|------------|---|-----------------------|------------|
|  | CLIMB-10 | 1 15/16" | 1 3/4" | 2 1/2" | 1/4 lb. | Anodized aluminum hook rail with single hook. | Silver Matte Aluminum | 138.00 |
|  | CLIMB-20 | 1 15/16" | 7 5/8" | 2 1/2" | 1/2 lb. | Anodized aluminum hook rail with two hooks. | Silver Matte Aluminum | 198.00 |
|  | CLIMB-30 | 1 15/16" | 13 3/4" | 2 1/2" | 1 1/2 lbs. | Anodized aluminum hook rail with three hooks. | Silver Matte Aluminum | 270.00 |
|  | CLIMB-40 | 1 15/16" | 19 7/16" | 2 1/2" | 1 3/4 lbs. | Anodized aluminum hook rail with four hooks. | Silver Matte Aluminum | 341.00 |
|  | CLIMB-70 | 1 15/16" | 37 3/16" | 2 1/2" | 3 lbs. | Anodized aluminum hook rail with seven hooks. | Silver Matte Aluminum | 540.00 |

K SERIES HOOK PANELS









ADDITIONAL NOTES











Ships via UPS

Specify K-Series hooks separately.

TSCA Title VI Compliant.



| LINE ART | MODEL | H | W | D | WEIGHT | DESCRIPTION | COLOR/FINISH | LIST PRICE |
|---|---------|----|-----|---------|--------|------------------------------------|--|------------|
|  | 2K-21S | 4" | 12" | 4 5/8" | 3 lbs. | Hook Panel with two K-21S hooks | Silver Anodized Aluminum Hooks with Laminate Panel in Oak, Walnut, Featherstone Grey, Black, Victorian Cherry or Mahogany | 155.00 |
|  | 3K-21S | 4" | 18" | 4 5/8" | 4 lbs. | Hook Panel with three K-21S hooks | Silver Anodized Aluminum Hooks with Laminate Panel in Oak, Walnut, Featherstone Grey, Black, Victorian Cherry or Mahogany | 225.00 |
|  | 4K-21S | 4" | 34" | 4 5/8" | 5 lbs. | Hook Panel with four K-21S hooks | Silver Anodized Aluminum Hooks with Laminate Panel in Oak, Walnut, Featherstone Grey, Black, Victorian Cherry or Mahogany | 290.00 |
|  | 2K-50C | 4" | 12" | 2 5/16" | 3 lbs. | Hook Panel with two K-50C hooks | Polished Chrome Zinc Die Cast Hooks with Laminate Panel in Oak, Walnut, Featherstone Grey, Black, Victorian Cherry or Mahogany | 130.00 |
|  | 3K-50C | 4" | 18" | 2 5/16" | 4 lbs. | Hook Panel with three K-50C hooks | Polished Chrome Zinc Die Cast Hooks with Laminate Panel in Oak, Walnut, Featherstone Grey, Black, Victorian Cherry or Mahogany | 192.00 |
|  | 4K-50C | 4" | 34" | 2 5/16" | 5 lbs. | Hook Panel with four K-50C hooks | Polished Chrome Zinc Die Cast Hooks with Laminate Panel in Oak, Walnut, Featherstone Grey, Black, Victorian Cherry or Mahogany | 245.00 |
|  | 2K-50BC | 4" | 12" | 2 5/16" | 3 lbs. | Hook Panel with two K-50BC hooks | Brushed Chrome Zinc Die Cast Hooks with Laminate Panel in Oak, Walnut, Featherstone Grey, Black, Victorian Cherry or Mahogany | 139.00 |
|  | 3K-50BC | 4" | 18" | 2 5/16" | 4 lbs. | Hook Panel with three K-50BC hooks | Brushed Chrome Zinc Die Cast Hooks with Laminate Panel in Oak, Walnut, Featherstone Grey, Black, Victorian Cherry or Mahogany | 205.00 |

| | | | | | | | | |
|---|-----------------------|----|-----|---------|----------------|------------------------------------|--|--------|
|  | 4K-50BC | 4" | 34" | 2 5/16" | 5 lbs. | Hook Panel with four K-50BC hooks | Brushed Chrome Zinc Die Cast Hooks with Laminate Panel in Oak, Walnut, Featherstone Grey, Black, Victorian Cherry or Mahogany | 265.00 |
|  | 2K-55C | 4" | 12" | 3 9/16" | 3 lbs. | Hook Panel with two K-55C hooks | Polished Chrome Zinc Die Cast Hooks with Laminate Panel in Oak, Walnut, Featherstone Grey, Black, Victorian Cherry or Mahogany | 140.00 |
|  | 3K-55C | 4" | 18" | 3 9/16" | 4 lbs. | Hook Panel with three K-55C hooks | Polished Chrome Zinc Die Cast Hooks with Laminate Panel in Oak, Walnut, Featherstone Grey, Black, Victorian Cherry or Mahogany | 203.00 |
|  | 4K-55C | 4" | 34" | 3 9/16" | 5 lbs. | Hook Panel with four K-55C hooks | Polished Chrome Zinc Die Cast Hooks with Laminate Panel in Oak, Walnut, Featherstone Grey, Black, Victorian Cherry or Mahogany | 264.00 |
|  | 2K-55BC | 4" | 12" | 3 9/16" | 3 lbs. | Hook Panel with two K-55BC hooks | Brushed Chrome Zinc Die Cast Hooks with Laminate Panel in Oak, Walnut, Featherstone Grey, Black, Victorian Cherry or Mahogany | 145.00 |
|  | 3K-55BC | 4" | 18" | 3 9/16" | 4 lbs. | Hook Panel with three K-55BC hooks | Brushed Chrome Zinc Die Cast Hooks with Laminate Panel in Oak, Walnut, Featherstone Grey, Black, Victorian Cherry or Mahogany | 210.00 |
|  | 4K-55BC | 4" | 34" | 3 9/16" | 5 lbs. | Hook Panel with four K-55BC hooks | Brushed Chrome Zinc Die Cast Hooks with Laminate Panel in Oak, Walnut, Featherstone Grey, Black, Victorian Cherry or Mahogany | 274.00 |
|  | 12" Panel For 2 hooks | 4" | 12" | 3/4" | 3 lbs. w/hooks | High pressure laminate panel | Oak, Walnut, Featherstone Grey, Black, Victorian Cherry or Mahogany | 37.00 |
|  | 18" Panel For 3 hooks | 4" | 18" | 3/4" | 4 lbs. w/hooks | High pressure laminate panel | Oak, Walnut, Featherstone Grey, Black, Victorian Cherry or Mahogany | 50.00 |
|  | 34" Panel For 4 hooks | 4" | 34" | 3/4" | 5 lbs. w/hooks | High pressure laminate panel | Oak, Walnut, Featherstone Grey, Black, Victorian Cherry or Mahogany | 58.00 |

KOBE

ADDITIONAL NOTES

Ships via UPS.



| LINE ART | MODEL | H | W | D | WEIGHT | DESCRIPTION | COLOR/FINISH | LIST PRICE |
|----------|--------|---------|----------|--------|--------|-----------------------------------|--|------------|
| 0 | KOBE-1 | 3 3/16" | 3 13/16" | 2 3/4" | 1 lb. | Hook strip with single coat hook. | Black strip with ABS hook in White, Black, Silver or Red | 56.00 |
| 0.0 | KOBE-2 | 3 3/16" | 10 7/16" | 2 3/4" | 2 lb. | Hook strip with two coat hooks. | Black strip with ABS hook in White, Black, Silver or Red | 80.00 |
| 0.0.0 | KOBE-3 | 3 3/16" | 17 1/8" | 2 3/4" | 3 lb. | Hook strip with three coat hooks. | Black strip with ABS hook in White, Black, Silver or Red | 122.00 |
| 0.0.0.0 | KOBE-5 | 3 3/16" | 30 1/2" | 2 3/4" | 5 lb. | Hook strip with five coat hooks. | Black strip with ABS hook in White, Black, Silver or Red | 165.00 |

KROK BOX

ADDITIONAL NOTES

Ships via UPS

Sample chips available.



| LINE ART | MODEL | H | W | D | WEIGHT | DESCRIPTION | COLOR/FINISH | LIST PRICE |
|---|----------|--------|---------|--------|--------|---|---|------------|
|  | KROK BOX | 4 3/4" | 19 3/4" | 5 3/8" | 5 lbs. | Textured painted steel storage box with four matching plastic coat hooks. Mounts to wall. | Black 9311, White 9310, Light Blue 5324, Dark Blue 5311, Red 3309, Yellow 1304 or Dark Green 6308 | 545.00 |




KROK HJH

ADDITIONAL NOTES

Ships via UPS

Sample chips available.



| LINE ART | MODEL | H | W | D | WEIGHT | DESCRIPTION | COLOR/FINISH | LIST PRICE |
|---|-------------|--------|-----------|--------|--------|---|---|------------|
|  | KROK HJH-30 | 4 7/8" | 11 13/16" | 2 1/4" | 2 lbs. | Textured painted steel hook strip with two matching plastic coat hooks. | Black 9311, White 9310, Light Blue 5324, Dark Blue 5311, Red 3309, Yellow 1304 or Dark Green 6309 | 170.00 |
|  | KROK HJH-60 | 4 7/8" | 23 5/8" | 2 1/4" | 4 lbs. | Textured painted steel hook strip with five matching plastic coat hooks. | Black 9311, White 9310, Light Blue 5324, Dark Blue 5311, Red 3309, Yellow 1304 or Dark Green 6309 | 280.00 |
|  | KROK HJH-90 | 4 7/8" | 35 7/16" | 2 1/4" | 6 lbs. | Textured painted steel hook strip with eight matching plastic coat hooks. | Black 9311, White 9310, Light Blue 5324, Dark Blue 5311, Red 3309, Yellow 1304 or Dark Green 6309 | 380.00 |

RAIL FINISH COLORS



Aluminum RAL 9006

HOOK FINISH COLORS



Chromed

ADDITIONAL NOTES

Ships via UPS





| LINE ART | MODEL | H | W | D | WEIGHT | DESCRIPTION | COLOR/FINISH | LIST PRICE |
|----------|----------|--------|-----------|--------|--------|---|--|------------|
| | MIRAC-50 | 1 5/8" | 19 11/16" | 3 1/8" | 2 lbs. | Aluminum hook rail with five chromed brass hooks. | Aluminum Ral 9006 rail with Chrome hooks | 390.00 |

NOMIS

ADDITIONAL NOTES

Ships via UPS.



| LINE ART | MODEL | H | W | D | WEIGHT | DESCRIPTION | COLOR/FINISH | LIST PRICE |
|---|---------|--------|---------|--------|--------|---|--------------|------------|
|  | NOMIS-3 | 3 7/8" | 14 3/4" | 3 3/8" | 3 lbs. | Painted metal hook strip with 3 integrated hooks and wood mounting backplate. | Black, White | 385.00 |
|  | NOMIS-8 | 3 7/8" | 39 3/8" | 3 3/8" | 8 lbs. | Painted metal hook strip with 8 integrated hooks and wood mounting backplate. | Black, White | 570.00 |

ONA

FINISH COLORS



Oak




Walnut



White RAL 9002



| LINE ART | MODEL | H | W | D | WEIGHT | DESCRIPTION | COLOR/FINISH | LIST PRICE |
|---|-------|--------|----------|--------|--------|------------------------------|------------------------------------|------------|
|  | ONA | 7 1/2" | 38 3/16" | 5 7/8" | 5 lb. | Laminated wooden hook strip. | Oak, Grey White RAL 9002 or Walnut | 735.00 |

ADDITIONAL NOTES

Ships via UPS

Ona mounts directly to the wall.

TSCA Title VI Compliant.

SECOND TREE

FINISH COLORS



Matte Oak



Matte White RAL 9003



Satin Black RAL 9011




Textured Forge Grey

ADDITIONAL NOTES

Ships via UPS.

SECOND TREE utilizes a wall mounted plate that the hook strip slides into.

Sample chips available.

| LINE ART | MODEL | H | W | D | WEIGHT | DESCRIPTION | COLOR/FINISH | LIST PRICE |
|--|---------------|--------|-----|---------|--------|--|--|------------|
|  | SECOND TREE-3 | 5 1/8" | 19" | 4 3/16" | 4 lbs. | Painted steel coat hook strip with three oak wood hooks. | Satin Black RAL 9011, Textured Forge Grey or Matte White RAL 9003 with Oak wood hooks. | 425.00 |

ADDITIONAL NOTES

Ships via UPS
Sample chips available.




| LINE ART | MODEL | H | W | D | WEIGHT | DESCRIPTION | COLOR/FINISH | LIST PRICE |
|----------|--------|---------|-----------|----------|--------|--|--|------------|
| | SEI-10 | 7 1/16" | 9 13/16" | 2 15/16" | 4 lbs. | Hook strip with two epoxy coated steel hat and coat hooks | Black 9011, Metallic Grey 9006 or White 9010 | 435.00 |
| | SEI-20 | 7 1/16" | 17 11/16" | 2 15/16" | 6 lbs. | Hook strip with three epoxy coated steel hat and coat hooks. | Black 9011, Metallic Grey 9006 or White 9010 | 545.00 |

ADDITIONAL NOTES

Ships via UPS

Hook positions are fixed.



| LINE ART | MODEL | H | W | D | WEIGHT | DESCRIPTION | COLOR/FINISH | LIST PRICE |
|----------|-------|--------|----------|--------|--------|--|--|------------|
| | SW-M2 | 2 1/8" | 10 5/8" | 2 7/8" | 1 lb. | Painted metal hook strip with two wood hooks positioned horizontally. | Backplate and stem in White or Textured Black paint, with two wood hooks in Natural Beech, White or Black painted finish | 118.00 |
| | SW-M3 | 3 7/8" | 17 5/16" | 2 7/8" | 2 lbs. | Painted metal hook strip with three wood hooks. Center hook is positioned vertically, two outer hooks are positioned horizontally. | Backplate and stem in White or Textured Black paint with three wood hooks in Natural Beech, White or Black painted finish. | 179.00 |
| | SW-M5 | 3 7/8" | 30 5/8" | 2 7/8" | 4 lbs. | Painted metal hook strip with five wood hooks. Hooks alternate between horizontal and vertical positioning. | Backplate and stem in White or Textured Black paint with five wood hooks in Natural Beech, White or Black painted finish. | 285.00 |

ADDITIONAL NOTES

Ships via UPS

Hooks can be adjusted from side to side and up and down.

Sample chips available.











| LINE ART | MODEL | H | W | D | WEIGHT | DESCRIPTION | COLOR/FINISH | LIST PRICE |
|----------|----------|-----|----------|--------|--------|---|---------------------------------------|------------|
| | SLIDE W2 | 50" | 4 11/16" | 7 3/4" | 8 lbs. | Wall mounted coat tree with painted metal base and post with 5 white plastic hooks. | Base and post in White textured paint | 510.00 |

STAINLESS STEEL

ADDITIONAL NOTES

Ships via UPS



| LINE ART | MODEL | H | W | D | WEIGHT | DESCRIPTION | COLOR/FINISH | LIST PRICE |
|---|---------|--------|------|--------|---------|------------------|---|-------------------|
|  | K-41ST | 5 1/8" | 3/4" | 4" | 1/2 lb. | Single hook | Stainless Steel | 30.00 |
| | | | | | | |  | quick ship |
|  | 2K-41ST | 4" | 12" | 4 1/4" | 3 lbs. | Two hook panel | Stainless Steel | 91.00 |
| | | | | | | |  | quick ship |
|  | 3K-41ST | 4" | 18" | 4 1/4" | 4 lbs. | Three hook panel | Stainless Steel | 127.00 |
| | | | | | | |  | quick ship |
|  | 6K-41ST | 4" | 36" | 4 1/4" | 6 lbs. | Six hook panel | Stainless Steel | 187.00 |
| | | | | | | |  | quick ship |

STAL

FINISH COLORS



Sky White



Mineral Bronze



Stainless Steel

ADDITIONAL NOTES

Ships via UPS.


Mounts directly to the wall with screws. Screws are included, molliers/toggle bolts not included.

Hook spacing allows for multiple units to be mounted side by side while maintaining consistent spacing.



Weight capacity of approximately 5lbs. per hook.

Stainless steel of STAL is Grade 430.

Sample chips available.



| LINE ART | MODEL | H | W | D | WEIGHT | DESCRIPTION | COLOR/FINISH | LIST PRICE |
|----------|------------|---------|----------|----------|--------|--|---------------------------------|------------|
| | STAL-1N-P | 5 3/16" | 3 15/16" | 3 11/16" | 1 lb. | Painted steel wall mounted hook with 1 double pronged hook and a single hook above. | Sky White or Mineral Bronze | 68.00 |
| | STAL-1N-SS | 5 3/16" | 3 15/16" | 3 11/16" | 1 lb. | Stainless steel wall mounted hook with 1 double pronged hook and a single hook above. | Satin Stainless with Clear Coat | 75.00 |
| | STAL-1W-P | 5 1/4" | 4" | 3 11/16" | 3 lbs. | Painted steel wall mounted hook with 1 double pronged hook and a single shelf above. | Sky White or Mineral Bronze | 75.00 |
| | STAL-1W-SS | 5 1/4" | 4" | 3 11/16" | 3 lbs. | Stainless steel wall mounted hook with 1 double pronged hook and a single shelf above. | Satin Stainless with Clear Coat | 83.00 |
| | STAL-3-P | 5 1/4" | 30" | 3 11/16" | 5 lbs. | Painted steel wall mounted hook strip with 3 double pronged hooks and a shelf above. | Sky White or Mineral Bronze | 172.00 |
| | STAL-3-SS | 5 1/4" | 30" | 3 11/16" | 5 lbs. | Stainless steel wall mounted hook strip with 3 double pronged hooks and a shelf above. | Satin Stainless with Clear Coat | 225.00 |
| | STAL-4-P | 5 1/4" | 40" | 3 11/16" | 6 lbs. | Painted steel wall mounted hook strip with 4 double pronged hooks and a shelf above. | Sky White or Mineral Bronze | 190.00 |
| | STAL-4-SS | 5 1/4" | 40" | 3 11/16" | 6 lbs. | Stainless steel wall mounted hook strip with 4 double pronged hooks and a shelf above. | Satin Stainless with Clear Coat | 248.00 |




| | | | | | | | | |
|---|-----------|--------|-----|----------|--------|--|---------------------------------|--------|
|  | STAL-5-P | 5 1/4" | 50" | 3 11/16" | 7 lbs. | Painted steel wall mounted hook strip with 5 double pronged hooks and a shelf above. | Sky White or Mineral Bronze | 271.00 |
|  | STAL-5-SS | 5 1/4" | 50" | 3 11/16" | 7 lbs. | Stainless steel wall mounted hook strip with 5 double pronged hooks and a shelf above. | Satin Stainless with Clear Coat | 317.00 |

STICKS HJH

ADDITIONAL NOTES


Ships via UPS







| LINE ART | MODEL | H | W | D | WEIGHT | DESCRIPTION | COLOR/FINISH | LIST PRICE |
|---|---------------|----------|-----------|----------|--------|--|----------------------------|------------|
|  | STICKS-HJH-30 | 4 15/16" | 11 13/16" | 2 15/16" | 1 lb. | Hook rail with two white plastic hat and coat hooks. | Varnished Natural Oak rail | 310.00 |
|  | STICKS-HJH-60 | 4 15/16" | 23 5/8" | 2 15/16" | 2 lbs. | Hook rail with five white plastic hat and coat hooks. | Varnished Natural Oak rail | 475.00 |
|  | STICKS-HJH-90 | 4 15/16" | 35 7/16" | 2 15/16" | 3 lbs. | Hook rail with eight white plastic hat and coat hooks. | Varnished Natural Oak rail | 625.00 |

ADDITIONAL NOTES

Ships via UPS






| LINE ART | MODEL | H | W | D | WEIGHT | DESCRIPTION | COLOR/FINISH | LIST PRICE |
|---|---------|--------|-----------|--------|--------|---|---|------------|
|  | T-H-30 | 3 1/8" | 11 13/16" | 3 1/8" | 2 lbs. | Round hook rail with three grey plastic hooks. | Anodized Aluminum strip, Dark Grey supports | 120.00 |
|  | T-H-60 | 3 1/8" | 23 5/8" | 3 1/8" | 3 lbs. | Round hook rail with six grey plastic hooks. | Anodized Aluminum strip, Dark Grey supports | 200.00 |
|  | T-H-90 | 3 1/8" | 35 7/16" | 3 1/8" | 3 lbs. | Round hook rail with nine grey plastic hooks. | Anodized Aluminum strip, Dark Grey supports | 285.00 |
|  | T-H-120 | 3 1/8" | 47 1/4" | 3 1/8" | 4 lbs. | Round hook rail with twelve grey plastic hooks. | Anodized Aluminum strip, Dark Grey supports | 350.00 |

ADDITIONAL NOTES

Ships via UPS



| LINE ART | MODEL | H | W | D | WEIGHT | DESCRIPTION | COLOR/FINISH | LIST PRICE |
|---|----------|---------|----------|--------|--------|---|---|------------|
|  | T-HA-60 | 6 5/16" | 23 5/8" | 5 7/8" | 5 lbs. | Hook rail with six grey plastic hooks. | Anodized Aluminum strip, Dark Grey supports | 300.00 |
|  | T-HA-90 | 6 5/16" | 35 7/16" | 5 7/8" | 7 lbs. | Hook rail with nine grey plastic hooks. | Anodized Aluminum strip, Dark Grey supports | 345.00 |
|  | T-HA-120 | 6 5/16" | 47 1/4" | 5 7/8" | 8 lbs. | Hook rail with twelve grey plastic hooks. | Anodized Aluminum strip, Dark Grey supports | 395.00 |

TERTIO HD

ADDITIONAL NOTES

Ships via UPS







| LINE ART | MODEL | H | W | D | WEIGHT | DESCRIPTION | COLOR/FINISH | LIST PRICE |
|----------|----------|---------|----------|--------|--------|---|---|------------|
| | T-HD-60 | 6 5/16" | 23 5/8" | 5 7/8" | 5 lbs. | Hook rail with three double prong grey plastic hooks. | Anodized Aluminum strip, Dark Grey supports | 300.00 |
| | T-HD-90 | 6 5/16" | 35 7/16" | 5 7/8" | 7 lbs. | Hook rail with four double prong grey plastic hooks. | Anodized Aluminum strip, Dark Grey supports | 345.00 |
| | T-HD-120 | 6 5/16" | 47 1/4" | 5 7/8" | 8 lbs. | Hook rail with six double prong grey plastic hooks. | Anodized Aluminum strip, Dark Grey supports | 395.00 |

ADDITIONAL NOTES

Ships via UPS







| LINE ART | MODEL | H | W | D | WEIGHT | DESCRIPTION | COLOR/FINISH | LIST PRICE |
|---|-----------|--------|-----------|--------|--------|--|---|------------|
|  | T-HJH-30 | 3 3/4" | 11 13/16" | 4 3/4" | 2 lbs. | Hook rail with three grey plastic hat & coat hooks. | Anodized Aluminum strip, Dark Grey supports | 125.00 |
|  | T-HJH-60 | 3 3/4" | 23 5/8" | 4 3/4" | 3 lbs. | Hook rail with six grey plastic hat & coat hooks. | Anodized Aluminum strip, Dark Grey supports | 250.00 |
|  | T-HJH-90 | 3 3/4" | 35 7/16" | 4 3/4" | 4 lbs. | Hook rail with nine grey plastic hat & coat hooks. | Anodized Aluminum strip, Dark Grey supports | 345.00 |
|  | T-HJH-120 | 3 3/4" | 47 1/4" | 4 3/4" | 5 lbs. | Hook rail with twelve grey plastic hat & coat hooks. | Anodized Aluminum strip, Dark Grey supports | 415.00 |

YIN MYIW

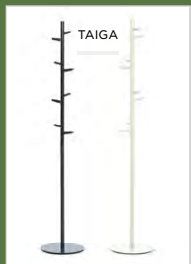





ADDITIONAL NOTES

Ships via UPS
Sample chips available.

|  | LINE ART | MODEL | H | W | D | WEIGHT | DESCRIPTION | COLOR/FINISH | LIST PRICE |
|--|--|--------|--------|----------|----|--------|-----------------------------------|---|------------|
| |  | MYIW-1 | 2 1/4" | 3" | 2" | 2 lbs. | Hook strip with single coat hook. | White, Sand, Clay, Silver, Black, Red, or Chocolate | 104.00 |
| |  | MYIW-2 | 2 1/4" | 9 13/16" | 2" | 3 lbs. | Hook strip with two coat hooks. | White, Sand, Clay, Silver, Black, Red, or Chocolate | 138.00 |
| |  | MYIW-3 | 2 1/4" | 15 9/16" | 2" | 4 lbs. | Hook strip with three coat hooks. | White, Sand, Clay, Silver, Black, Red, or Chocolate | 175.00 |
| | | MYIW-5 | 2 1/4" | 32" | 2" | 6 lbs. | Hook strip with five coat hooks. | White, Sand, Clay, Silver, Black, Red, or Chocolate | 260.00 |

COAT TREES

HOME → PRODUCTS → COAT TREES





ALOES MET

ADDITIONAL NOTES

Ships via UPS

Sample chips available.





| LINE ART | MODEL | H | W | D | WEIGHT | DESCRIPTION | COLOR/FINISH | LIST PRICE |
|---|-------|-----|-----|-------|---------|--|--|--|
|  | MET | 67" | 15" | round | 20 lbs. | Coat tree with steel frame and 6 knobs in Beech, Wengue, White, Black or Green with umbrella retainer. | Frame in Black, Silver , White, Sand or Chocolate | 560.00 |
| | | | | | | | |  quick ship |

BAMBU

ADDITIONAL NOTES

Ships via UPS



| LINE ART | MODEL | H | W | D | WEIGHT | DESCRIPTION | COLOR/FINISH | LIST PRICE |
|---|----------|-----------|---------|-------|---------|---|---------------------------------------|------------|
|  | BAMBU-01 | 67 11/16" | 14 3/4" | round | 26 lbs. | Coat tree with painted aluminum post, painted steel base and 9 molded plastic hooks. | Grey Ral 7022 or Grey White Ral 9002. | 995.00 |
|  | BAMBU-03 | 67 11/16" | 14 3/4" | round | 26 lbs. | Coat tree with painted aluminum post, painted steel base, umbrella holder and 6 molded plastic hooks. | Grey Ral 7022 or Grey White Ral 9002. | 1,135.00 |

BRANCH

FRAME FINISH COLORS



Anodized Aluminum



White

BASE & HOOK FINISH COLORS



Textured Black



Textured Forge Grey




White

ADDITIONAL NOTES

Ships via UPS

Sample chips available.



| LINE ART | MODEL | H | W | D | WEIGHT | DESCRIPTION | COLOR/FINISH | LIST PRICE |
|---|-----------|---------|---------|---------|---------|--|--|------------|
|  | BRANCH-01 | 74 7/8" | 12 7/8" | 12 7/8" | 23 lbs. | Coat tree with 5 painted steel hooks, square base and painted or anodized aluminum post. | Base and hooks in White Gloss, Satin Black RAL 9011 or Textured Forge Grey with post in Anodized Aluminum or White Gloss | 925.00 |

HELIX

FRAME FINISH COLORS



Anodized Aluminum



White

BASE & HOOK FINISH COLORS



Textured Black



Textured Forge Grey



White

ADDITIONAL NOTES

Ships via UPS

Sample chips available.





| LINE ART | MODEL | H | W | D | WEIGHT | DESCRIPTION | COLOR/FINISH | LIST PRICE |
|----------|----------|---------|---------|-------|---------|--|--|------------|
| | HELIX-O1 | 70" | 12 3/4" | round | 20 lbs. | Coat tree with painted steel base and 6 painted steel hooks and painted aluminum post. | Base and hooks in White Gloss, Satin Black RAL 9011 or Textured Forge Grey with post in Anodized Aluminum or White Gloss | 995.00 |
| | HELIX-JR | 36 5/8" | 8 9/16" | round | 10 lbs. | Junior height unit for coat/purse/bag with painted steel base and 3 painted steel hooks and painted aluminum post. | Base, hooks and post in White Gloss, Satin Black RAL 9011 or Textured Forge Grey. | 595.00 |

HULOT

ADDITIONAL NOTES



Ships via UPS

|  | LINE ART | MODEL | H | W | D | WEIGHT | DESCRIPTION | COLOR/FINISH | LIST PRICE |
|---|---|-------|---------|---------|---------|---------|---|--------------------------------------|------------|
| |  | HULOT | 68 7/8" | 18 7/8" | 18 7/8" | 26 lbs. | Coat tree with molded plastic hooks and cast iron base. | Grey White Ral 9002 or Grey Ral 7022 | 985.00 |

KOBE

ADDITIONAL NOTES

Ships via UPS.

|  | LINE ART | MODEL | H | W | D | WEIGHT | DESCRIPTION | COLOR/FINISH | LIST PRICE |
|---|---|---------|---------|---------|-------|---------|--|--|------------|
| |  | KOBE PP | 64 1/4" | 14 3/4" | round | 20 lbs. | Metal coat tree with 6 ABS hooks and umbrella ring. Post color can be different than base, umbrella ring and hook support. | Post, base, umbrella ring and hook support in Silver, White, Black, Sand or Chocolate. ABS hooks in White, Black, Silver or Red. | 560.00 |

POST FINISH COLORS



Silver

HOOK FINISH COLORS



Chromed

BASE FINISH COLORS




Grey Cast Iron

ADDITIONAL NOTES

Ships via UPS



| LINE ART | MODEL | H | W | D | WEIGHT | DESCRIPTION | COLOR/FINISH | LIST PRICE |
|---|----------|---------|-----------|-------|---------|--|---|------------|
|  | MIRAC-10 | 75 3/8" | 11 13/16" | round | 27 lbs. | Coat tree with 10 chrome knobs and cast iron base. Can be used with Mirac 6 plastic hangers. | Aluminum Ral 9006 post with Anthracite Grey Ral 7022 cast iron base and chrome hooks. | 1,345.00 |

NANAME

FINISH COLORS



Matte White



Textured Forge Grey



Black

ADDITIONAL NOTES

Ships via common carrier.

NANAME holds 3 coats.

Sample chips available.



| LINE ART | MODEL | H | W | D | WEIGHT | DESCRIPTION | COLOR/FINISH | LIST PRICE |
|---|--------|---------|---------|-------|---------|--|---|------------|
|  | NANAME | 74 1/2" | 12 3/4" | round | 18 lbs. | Painted steel coat tree with round base. | Matte White RAL 9003, Satin Black RAL 9011 or Textured Forge Grey | 1,465.00 |

PALADINO

ADDITIONAL NOTES

Ships via UPS




| LINE ART | MODEL | H | W | D | WEIGHT | DESCRIPTION | COLOR/FINISH | LIST PRICE |
|---|----------|---------|-----------|-------|---------|--|--------------|------------|
|  | PALADINO | 68 1/2" | 13 11/16" | round | 12 lbs. | Coat tree in epoxy coated steel with round base and dark grey plastic hooks. | Dark Grey | 520.00 |

SAGITTA

ADDITIONAL NOTES

Ships via UPS



| LINE ART | MODEL | H | W | D | WEIGHT | DESCRIPTION | COLOR/FINISH | LIST PRICE |
|---|---------|-----------|-----------|-------|---------|--|-------------------------------|------------|
|  | SAGITTA | 66 15/16" | 17 11/16" | round | 14 lbs. | Coat tree with umbrella holder and 4 hangers in dark grey plastic. | Dark Grey with Satin Aluminum | 1,065.00 |

SECOND TREE

COLUMN & BASE FINISH COLORS



Textured Black



Textured Forge Grey




Matte White

ADDITIONAL NOTES

Ships via common carrier.

Sample chips available.





| LINE ART | MODEL | H | W | D | WEIGHT | DESCRIPTION | COLOR/FINISH | LIST PRICE |
|---|-------------|---------|---------|---------|---------|---|--|------------|
|  | SECOND TREE | 74 3/4" | 17 3/4" | 17 3/4" | 19 lbs. | Painted steel coat tree with five oak wood hooks. | Satin Black Ral 9011, Textured Forge Grey or Matte White Ral 9003 with Oak wood hooks. | 1,525.00 |

ADDITIONAL NOTES

Ships via common carrier.

Hook positions are fixed - three vertically, three horizontally.

|  | LINE ART | MODEL | H | W | D | WEIGHT | DESCRIPTION | COLOR/FINISH | LIST PRICE |
|--|---|-------|---------|---------|---------|---------|--|--|------------|
| |  | SW-B6 | 64 5/8" | 13 3/8" | 13 3/8" | 16 lbs. | Coat tree with lower half of post and base in steel. Upper half of post in wood with 6 wood hooks. | Top portion of post in Natural Beech with bottom half of post and base painted in White or Textured Black. Wood hooks in Natural Beech, White or Black paint finish. | 769.00 |

ADDITIONAL NOTES




Ships via common carrier.

Hooks can be adjusted from side to side and up and down.

Slide hooks can be purchased separately

Sample chips available.



| LINE ART | MODEL | H | W | D | WEIGHT | DESCRIPTION | COLOR/FINISH | LIST PRICE |
|---|----------|---------|---------|--------|---------|---|---------------------------------------|------------|
|  | SLIDE G1 | 67 5/8" | 11 3/4" | round | 21 lbs. | Coat tree with painted metal base and post and six white plastic hooks | Base and post in White textured paint | 520.00 |
|  | SLIDE G2 | 67 5/8" | 21 1/2" | 9 7/8" | 30 lbs. | Coat tree with metal base and two posts each containing six white plastic hooks | Base and post in White textured paint | 895.00 |
|  | SLIDE G3 | 67 5/8" | 33 3/8" | 9 7/8" | 45 lbs. | Coat tree with metal base and three posts each containing six white plastic hooks | Base and post in White textured paint | 1,295.00 |

FINISH COLORS



Grey RAL 7022





White RAL 9002

ADDITIONAL NOTES

Ships via UPS



| LINE ART | MODEL | H | W | D | WEIGHT | DESCRIPTION | COLOR/FINISH | LIST PRICE |
|---|----------|---------|---------|-------|---------|--|--------------------------------------|------------|
|  | TAIGA-01 | 69 3/4" | 13 3/4" | round | 26 lbs. | Coat tree with painted steel base, aluminum painted post and 8 plastic coat hooks. Can be used with Mirac-6 plastic hangers. | Grey White Ral 9002 or Grey Ral 7022 | 820.00 |
|  | TAIGA-03 | 69 3/4" | 13 3/4" | round | 28 lbs. | Coat tree with painted steel base, aluminum painted post, umbrella ring and 6 plastic hooks. Can be used with Mirac-6 plastic hangers. | Grey White Ral 9002 or Grey Ral 7022 | 985.00 |

YIN

FINISH COLORS



Red



White



Black

ADDITIONAL NOTES


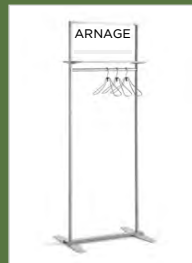
Ships via UPS
Sample chips available.



| LINE ART | MODEL | H | W | D | WEIGHT | DESCRIPTION | COLOR/FINISH | LIST PRICE |
|----------|-------|---------|---------|-------|---------|--|---------------------|------------|
| | YIN | 62 1/2" | 13 3/8" | round | 15 lbs. | Metal coat tree with 5 hooks and umbrella stand. | Red, Black or White | 560.00 |

COAT RACKS

HOME → PRODUCTS → COAT RACKS







ARNAGE

ADDITIONAL NOTES

Arnage PC-M ships via UPS; Arnage PC-P/PT ship via common carrier.



| LINE ART | MODEL | H | W | D | WEIGHT | DESCRIPTION | COLOR/FINISH | LIST PRICE |
|---|--------------|-----------|----------|---------|---------|--|-------------------------------|------------|
|  | ARNAGE PC-M | 1 1/2" | 20 1/16" | 14" | 8 lbs. | Steel wall mounted coatrack with hanger rod | White, Black, Sand or Silver | 515.00 |
|  | ARNAGE PC-P | 66 15/16" | 28 3/16" | 21 5/8" | 35 lbs. | Steel floor rack with hanger rod | White, Black, Silver or Sand. | 1,195.00 |
|  | ARNAGE PC-PT | 72 1/4" | 28 3/16" | 21 5/8" | 40 lbs. | Steel floor rack with hanger rod and shelf | White, Black, Silver or Sand. | 1,295.00 |
|  | ARNAGE SR | 3" | 28 3/16" | 21 5/8" | 10 lbs. | Optional caster base for use on PC-P and PC-PT units | White, Black, Silver or Sand. | 310.00 |

BUTLER

FINISH COLORS



Black



White






ADDITIONAL NOTES

Ships via common carrier.

Multiple units can be stored side by side efficiently with the unique zig-zag base.

Pair BUTLER with TUBULUS, UNIVERSUM or any standard 1 1/2" open hook hangers.

Sample chips available.

| LINE ART | MODEL | H | W | D | WEIGHT | DESCRIPTION | COLOR/FINISH | LIST PRICE |
|---|--------------|----------|---------|---------|---------|--|----------------|------------|
|  | BUTLER | 59 1/16" | 21 5/8" | 18 7/8" | 14 lbs. | Painted steel coat rack with unique zig-zag base. | White or Black | 855.00 |
|  | BUTLER-BASE | 1/2" | 21 3/4" | 19 1/4" | 8 lbs. | Painted steel base plate to store bags or shoes on Butler Coat Rack. | White or Black | 360.00 |
|  | BUTLER-HOOKS | 4 3/8" | 1 1/4" | 1 1/2" | 1/2 lb. | Set of 3 chrome hanging hooks for Butler Coat Rack. | White or Black | 145.00 |

DS SERIES

FINISH COLORS



Black



Medium Grey



Sandstone

ADDITIONAL NOTES

Single sided DS units ("DSF") ship via UPS; double sided DS units ("DDF") ship via common carrier.

Hanger style units accept standard 1-1/2" open hangers, CL closed loop hangers or R1.5 receptacles with MG17PP T-Top or MG17B ball top hangers.

A maximum of 5 hangers per foot are recommended on all DS Series floor racks.














Some hanger bar deflection is possible on 5ft. units.


Designer Series racks require use of CBA caster base assembly which includes CST4 2" casters.

Sample chips available.



| LINE ART | MODEL | H | W | D | WEIGHT | DESCRIPTION | COLOR/FINISH | LIST PRICE |
|----------|---------|-----|-----|---------|--------|--|---|---------------------------------|
| | DSF-3H | 61" | 36" | 18 3/8" | 36 lbs | Hanger Style Single Sided Floor Rack-All powder-coated steel construction with 1" stainless steel hanger bar Capacity-5 hangers per foot. | Medium Grey, Sandstone or Black | 575.00 quick ship |
| | DSF-4H | 61" | 48" | 18 3/8" | 40 lbs | Hanger Style Single Sided Floor Rack-All powder-coated steel construction with 1" stainless steel hanger bar Capacity-5 hangers per foot. | Medium Grey, Sandstone or Black | 612.00 quick ship |
| | DSF-5H | 61" | 60" | 18 3/8" | 45 lbs | Hanger Style Single Sided Floor Rack-All powder-coated steel construction with 1" stainless steel hanger bar Capacity-5 hangers per foot. | Medium Grey, Sandstone or Black | 666.00 quick ship |
| | DSF-3HA | 61" | 36" | 18 3/8" | 36 lbs | Hanger Style Single Sided Floor Rack-Powder-coated steel construction with clear anodized aluminum shelf bars and 1" stainless steel hanger bar Capacity-5 hangers per foot. | Medium Grey, Sandstone or Black frames each with Aluminum Shelf Tubes | 651.00 |
| | DSF-4HA | 61" | 48" | 18 3/8" | 40 lbs | Hanger Style Single Sided Floor Rack-Powder-coated steel construction with clear anodized aluminum shelf bars and 1" stainless steel hanger bar Capacity-5 hangers per foot. | Medium Grey, Sandstone or Black frames each with Aluminum Shelf Tubes | 705.00 |
| | DSF-5HA | 61" | 60" | 18 3/8" | 45 lbs | Hanger Style Single Sided Floor Rack-Powder-coated steel construction with clear anodized aluminum shelf bars and 1" stainless steel hanger bar Capacity-5 hangers per foot. | Medium Grey, Sandstone or Black frames each with Aluminum Shelf Tubes | 767.00 |
| | DDF-3H | 61" | 36" | 27 3/8" | 47 lbs | Hanger Style Double Sided Floor Rack-All powder-coated steel construction with 1" stainless steel hanger bar Capacity-5 hangers per foot. | Medium Grey, Sandstone or Black | 886.00 |

| | | | | | | | | |
|---|---------|--------------------------|-----|---------|---------|---|--|----------|
|  | DDF-4H | 61" | 48" | 27 3/8" | 53 lbs | Hanger Style Double Sided Floor Rack-All powder-coated steel construction with 1" stainless steel hanger bar Capacity-5 hangers per foot. | Medium Grey, Sandstone or Black | 947.00 |
|  | DDF-5H | 61" | 60" | 27 3/8" | 59 lbs | Hanger Style Double Sided Floor Rack-All powder-coated steel construction with 1" stainless steel hanger bar Capacity-5 hangers per foot. | Medium Grey, Sandstone or Black | 1,021.00 |
|  | DDF-3HA | 61" | 36" | 27 3/8" | 47 lbs | Hanger Style Double Sided Floor Rack-Powder-coated steel construction with clear anodized aluminum shelf bars and 1" stainless steel hanger bar Capacity-5 hangers per foot. | Medium Grey, Sandstone or Black frames each with Aluminum Shelf Tubes | 1,021.00 |
|  | DDF-4HA | 61" | 48" | 27 3/8" | 53 lbs | Hanger Style Double Sided Floor Rack-Powder-coated steel construction with clear anodized aluminum shelf bars and 1" stainless steel hanger bar Capacity-5 hangers per foot. | Medium Grey, Sandstone or Black frames each with Aluminum Shelf Tubes | 1,097.00 |
|  | DDF-5HA | 61" | 60" | 27 3/8" | 59 lbs | Hanger Style Double Sided Floor Rack-Powder-coated steel construction with clear anodized aluminum shelf bars and 1" stainless steel hanger bar Capacity-5 hangers per foot. | Medium Grey, Sandstone or Black frames each with Aluminum Shelf Tubes | 1,169.00 |
|  | DSF-3K | 61" | 36" | 18 3/8" | 38 lbs | Hook Style Single Sided Floor Rack-All powder-coated steel construction with 6x Charcoal Grey K-73 triple prong hooks. | Medium Grey Sandstone Black each with Charcoal Grey K-73 Hooks | 642.00 |
|  | DSF-4K | 61" | 48" | 18 3/8" | 42 lbs | Hook Style Single Sided Floor Rack-All powder-coated steel construction with 8x Charcoal Grey K-73 triple prong hooks. | Medium Grey Sandstone Black each with Charcoal Grey K-73 Hooks | 680.00 |
|  | DSF-5K | 61" | 60" | 18 3/8" | 47 lbs | Hook Style Single Sided Floor Rack-All powder-coated steel construction with 12x Charcoal Grey K-73 triple prong hooks. | Medium Grey Sandstone Black each with Charcoal Grey K-73 Hooks | 726.00 |
|  | DSF-3KA | 61" | 36" | 18 3/8" | 38 lbs | Hook Style Single Sided Floor Rack-Powder-coated steel construction with clear anodized aluminum shelf bars and 6x Charcoal Grey K-73 triple prong hooks. | Medium Grey, Sandstone or Black frames each with aluminum Shelf Tubes and Charcoal Grey K-73 Hooks | 726.00 |
|  | DSF-4KA | 61" | 48" | 18 3/8" | 42 lbs | Hook Style Single Sided Floor Rack-Powder-coated steel construction with clear anodized aluminum shelf bars and 8x Charcoal Grey K-73 triple prong hooks. | Medium Grey, Sandstone or Black frames each with Aluminum Shelf Tubes and Charcoal Grey K-73 Hooks | 782.00 |
|  | DSF-5KA | 61" | 60" | 18 3/8" | 47 lbs | Hook Style Single Sided Floor Rack-Powder-coated steel construction with clear anodized aluminum shelf bars and 12x Charcoal Grey K-73 triple prong hooks. | Medium Grey, Sandstone or Black frames each with Aluminum Shelf Tubes and Charcoal Grey K-73 Hooks | 844.00 |
|  | CBA-36 | Add 3" to height of rack | 34" | N/A | 9 lbs. | Set of 4-2 1/2" Double wheel locking casters with Spacer Bar and Shock Bracing. For Models DSF-3 and DDF-3 use CBA-36. Specify whether a Single (DSF) or Double(DDF) is needed. | Medium Grey, Sandstone, Black with Black Casters | 166.00 |
|  | CBA-48 | Add 3" to height of rack | 46" | N/A | 10 lbs. | Set of 4-2 1/2" Double wheel locking casters with Spacer Bar and Shock Bracing. For Models DSF-4 and DDF-4 use CBA-48. Specify whether a Single (DSF) or Double(DDF) is needed. | Medium Grey Sandstone Black with Black Casters | 177.00 |

| | | | | | | | | |
|---|--------|--------------------------|-----|-----|---------|---|--|--------|
|  | CBA-60 | Add 3" to height of rack | 58" | N/A | 11 lbs. | Set of 4-2 1/2" Double wheel locking casters with Spacer Bar and Shock Bracing. For Models DSF-5 and DDF-5 use Model CBA-60. Specify whether a Single (DSF) or Double(DDF) is needed. | Medium Grey Sandstone Black with Black Casters | 194.00 |
|---|--------|--------------------------|-----|-----|---------|---|--|--------|

DS SERIES WALL RACKS

FINISH COLORS



Black



Lunar White



Medium Grey



Sandstone



Bronze Metallic















ADDITIONAL NOTES
















Ships via UPS.














Hanger style units (DS-H) accept standard 1-1/2" open hangers, CL closed loop hangers or R1.5 receptacles with MG17 PP T-Top or MG17B ball top hangers.









A maximum of 5 hangers per foot are recommended on all DS Series wall racks.



| LINE ART | MODEL | H | W | D | WEIGHT | DESCRIPTION | COLOR/FINISH | LIST PRICE |
|---|--------|--------|-----|---------|---------|---|---|--|
|  | DS-2H | 6 1/2" | 24" | 11 1/2" | 8 lbs. | All powder-coated steel rack with stainless steel 1" hanger bar. Capacity-5 hangers per foot. | Medium Grey , Sandstone, Black , Lunar White or Bronze Metallic | 207.00  quick ship |
|  | DS-3H | 6 1/2" | 36" | 11 1/2" | 11 lbs. | All powder-coated steel rack with stainless steel 1" hanger bar. Capacity-5 hangers per foot. | Medium Grey , Sandstone, Black , Lunar White or Bronze Metallic | 249.00  quick ship |
|  | DS-4H | 6 1/2" | 48" | 11 1/2" | 13 lbs. | All powder-coated steel rack with stainless steel 1" hanger bar. Capacity-5 hangers per foot. | Medium Grey , Sandstone, Black , Lunar White or Bronze Metallic | 292.00  quick ship |
|  | DS-5H | 6 1/2" | 60" | 11 1/2" | 15 lbs. | All powder-coated steel rack with stainless steel 1" hanger bar. Capacity-5 hangers per foot. | Medium Grey , Sandstone, Black , Lunar White or Bronze Metallic | 335.00  quick ship |
|  | DS-6H | 6 1/2" | 72" | 11 1/2" | 17 lbs. | All powder-coated steel rack with stainless steel 1" hanger bar. Capacity-5 hangers per foot. | Medium Grey , Sandstone, Black , Lunar White or Bronze Metallic | 390.00  quick ship |
|  | DS-2HA | 6 1/2" | 24" | 11 1/2" | 6 lbs. | Powder-coated steel brackets with clear anodized aluminum shelf tubes and a stainless steel 1" hanger bar. Capacity-5 hangers per foot. | Medium Grey , Sandstone, Black , Lunar White or Bronze Metallic | 226.00  quick ship |
|  | DS-3HA | 6 1/2" | 36" | 11 1/2" | 9 lbs. | Powder-coated steel brackets with clear anodized aluminum shelf tubes and a stainless steel 1" hanger bar. Capacity-5 hangers per foot. | Medium Grey , Sandstone, Black , Lunar White or Bronze Metallic | 262.00  quick ship |


| | | | | | | | | | |
|---|--------|--------|-----|---------|---------|---|---|--------|--|
|  | DS-4HA | 6 1/2" | 48" | 11 1/2" | 10 lbs. | Powder-coated steel brackets with clear anodized aluminum shelf tubes and a stainless steel 1" hanger bar. Capacity-5 hangers per foot. | Medium Grey , Sandstone, Black , Lunar White or Bronze Metallic | 292.00 |  quick ship |
|  | DS-5HA | 6 1/2" | 60" | 11 1/2" | 13 lbs. | Powder-coated steel brackets with clear anodized aluminum shelf tubes and a stainless steel 1" hanger bar. Capacity-5 hangers per foot. | Medium Grey , Sandstone, Black , Lunar White or Bronze Metallic | 385.00 |  quick ship |
|  | DS-6HA | 6 1/2" | 72" | 11 1/2" | 15 lbs. | Powder-coated steel brackets with clear anodized aluminum shelf tubes and a stainless steel 1" hanger bar. Capacity-5 hangers per foot. | Medium Grey , Sandstone, Black , Lunar White or Bronze Metallic | 427.00 |  quick ship |
|  | DS-2HO | 6 1/2" | 24" | 11 1/2" | 6 lbs. | Powder-coated steel brackets with natural oak shelf tubes and a stainless steel 1" hanger bar. Capacity-5 hangers per foot. | Medium Grey, Sandstone, Black, Lunar White or Bronze Metallic | 226.00 | |
|  | DS-3HO | 6 1/2" | 36" | 11 1/2" | 9 lbs. | Powder-coated steel brackets with natural oak shelf tubes and a stainless steel 1" hanger bar. Capacity-5 hangers per foot. | Medium Grey, Sandstone, Black, Lunar White or Bronze Metallic | 317.00 | |
|  | DS-4HO | 6 1/2" | 48" | 11 1/2" | 10 lbs. | Powder-coated steel brackets with natural oak shelf tubes and a stainless steel 1" hanger bar. Capacity-5 hangers per foot. | Medium Grey, Sandstone, Black, Lunar White or Bronze Metallic | 354.00 | |
|  | DS-5HO | 6 1/2" | 60" | 11 1/2" | 13 lbs. | Powder-coated steel brackets with natural oak shelf tubes and a stainless steel 1" hanger bar. Capacity-5 hangers per foot. | Medium Grey, Sandstone, Black, Lunar White or Bronze Metallic | 471.00 | |
|  | DS-6HO | 6 1/2" | 72" | 11 1/2" | 15 lbs. | Powder-coated steel brackets with natural oak shelf tubes and a stainless steel 1" hanger bar. Capacity-5 hangers per foot. | Medium Grey, Sandstone, Black, Lunar White or Bronze Metallic | 502.00 | |
|  | DS-2K | 6 1/2" | 24" | 11 1/2" | 8 lbs. | All powder-coated steel rack with 4x Charcoal Grey K-73 powder coated triple prong hooks. | Medium Grey, Sandstone, Black, Lunar White or Bronze Metallic | 226.00 | |
|  | DS-3K | 6 1/2" | 36" | 11 1/2" | 10 lbs. | All powder-coated steel rack with 6x Charcoal Grey K-73 powder coated triple prong hooks. | Medium Grey, Sandstone, Black, Lunar White or Bronze Metallic | 262.00 | |
|  | DS-4K | 6 1/2" | 48" | 11 1/2" | 12 lbs. | All powder-coated steel rack with 8x Charcoal Grey K-73 powder coated triple prong hooks. | Medium Grey, Sandstone, Black, Lunar White or Bronze Metallic | 311.00 | |
|  | DS-5K | 6 1/2" | 60" | 11 1/2" | 14 lbs. | All powder-coated steel rack with 12x Charcoal Grey K-73 powder coated triple prong hooks. | Medium Grey, Sandstone, Black, Lunar White or Bronze Metallic | 366.00 | |

| | | | | | | | | |
|---|--------|--------|-----|---------|---------|--|---|--------|
|  | DS-6K | 6 1/2" | 72" | 11 1/2" | 16 lbs. | All powder-coated steel rack with 16x Charcoal Grey K-73 powder coated triple prong hooks. | Medium Grey, Sandstone, Black, Lunar White or Bronze Metallic | 438.00 |
|  | DS-2KA | 6 1/2" | 24" | 11 1/2" | 6 lbs. | Powder-coated steel brackets with clear anodized aluminum shelf tubes and 4x Charcoal Grey K-73 powder coated triple prong hooks. | Medium Grey, Sandstone, Black, Lunar White or Bronze Metallic | 249.00 |
|  | DS-3KA | 6 1/2" | 36" | 11 1/2" | 7 lbs. | Powder-coated steel brackets with clear anodized aluminum shelf tubes and 6x Charcoal Grey K-73 powder coated triple prong hooks. | Medium Grey, Sandstone, Black, Lunar White or Bronze Metallic | 292.00 |
|  | DS-4KA | 6 1/2" | 48" | 11 1/2" | 8 lbs. | Powder-coated steel brackets with clear anodized aluminum shelf tubes and 8x Charcoal Grey K-73 powder coated triple prong hooks. | Medium Grey, Sandstone, Black, Lunar White or Bronze Metallic | 335.00 |
|  | DS-5KA | 6 1/2" | 60" | 11 1/2" | 12 lbs. | Powder-coated steel brackets with clear anodized aluminum shelf tubes and 12x Charcoal Grey K-73 powder coated triple prong hooks. | Medium Grey, Sandstone, Black, Lunar White or Bronze Metallic | 391.00 |
|  | DS-6KA | 6 1/2" | 72" | 11 1/2" | 14 lbs. | Powder-coated steel brackets with clear anodized aluminum shelf tubes and 16x Charcoal Grey K-73 powder coated triple prong hooks. | Medium Grey, Sandstone, Black, Lunar White or Bronze Metallic | 502.00 |
|  | DS-2U | 6 1/2" | 24" | 11 1/2" | 6 lbs. | All powder-coated steel rack. | Medium Grey, Sandstone, Black, Lunar White or Bronze Metallic | 154.00 |
|  | DS-3U | 6 1/2" | 36" | 11 1/2" | 8 lbs. | All powder-coated steel rack. | Medium Grey, Sandstone, Black, Lunar White or Bronze Metallic | 195.00 |
|  | DS-4U | 6 1/2" | 48" | 11 1/2" | 10 lbs. | All powder-coated steel rack. | Medium Grey, Sandstone, Black, Lunar White or Bronze Metallic | 257.00 |
|  | DS-5U | 6 1/2" | 60" | 11 1/2" | 12 lbs. | All powder-coated steel rack. | Medium Grey, Sandstone, Black, Lunar White or Bronze Metallic | 287.00 |
|  | DS-6U | 6 1/2" | 72" | 11 1/2" | 15 lbs. | All powder-coated steel rack. | Medium Grey, Sandstone, Black, Lunar White or Bronze Metallic | 317.00 |
|  | DS-2UA | 6 1/2" | 24" | 11 1/2" | 4 lbs. | Powder-coated steel brackets with clear anodized aluminum shelf tubes. | Medium Grey, Sandstone, Black, Lunar White or Bronze Metallic | 172.00 |
|  | DS-3UA | 6 1/2" | 36" | 11 1/2" | 5 lbs. | Powder-coated steel brackets with clear anodized aluminum shelf tubes. | Medium Grey, Sandstone, Black, Lunar White or Bronze Metallic | 226.00 |

| | | | | | | | | |
|---|--------|--------|-----|---------|---------|--|---|--------|
|  | DS-4UA | 6 1/2" | 48" | 11 1/2" | 6 lbs. | Powder-coated steel brackets with clear anodized aluminum shelf tubes. | Medium Grey, Sandstone, Black, Lunar White or Bronze Metallic | 273.00 |
|  | DS-5UA | 6 1/2" | 60" | 11 1/2" | 11 lbs. | Powder-coated steel brackets with clear anodized aluminum shelf tubes. | Medium Grey, Sandstone, Black, Lunar White or Bronze Metallic | 335.00 |
|  | DS-6UA | 6 1/2" | 72" | 11 1/2" | 14 lbs. | Powder-coated steel brackets with clear anodized aluminum shelf tubes. | Medium Grey, Sandstone, Black, Lunar White or Bronze Metallic | 360.00 |
|  | DS-2UO | 6 1/2" | 24" | 11 1/2" | 4 lbs. | Powder-coated steel brackets with natural oak shelf tubes. | Medium Grey, Sandstone, Black, Lunar White or Bronze Metallic | 195.00 |
|  | DS-3UO | 6 1/2" | 36" | 11 1/2" | 5 lbs. | Powder-coated steel brackets with natural oak shelf tubes. | Medium Grey, Sandstone, Black, Lunar White or Bronze Metallic | 238.00 |
|  | DS-4UO | 6 1/2" | 48" | 11 1/2" | 6 lbs. | Powder-coated steel brackets with natural oak shelf tubes. | Medium Grey, Sandstone, Black, Lunar White or Bronze Metallic | 292.00 |
|  | DS-5UO | 6 1/2" | 60" | 11 1/2" | 11 lbs. | Powder-coated steel brackets with natural oak shelf tubes. | Medium Grey, Sandstone, Black, Lunar White or Bronze Metallic | 366.00 |
|  | DS-6UO | 6 1/2" | 72" | 11 1/2" | 14 lbs. | Powder-coated steel brackets with natural oak shelf tubes. | Medium Grey, Sandstone, Black, Lunar White or Bronze Metallic | 438.00 |

FRAME

FINISH COLORS



Textured Black



Textured White

PANEL FINISH COLORS



Black



Dark Green



Mirror



Pinboard

ADDITIONAL NOTES

Ships via common carrier.

FRAME models with melamine, mirror or pinboard panel must be anchored to the wall for stability. Hardware provided.



Pair FRAME with TUBULUS, UNIVERSUM or any standard 1 1/2" open hook hangers.

Assembly required.

Sample chips available.



| LINE ART | MODEL | H | W | D | WEIGHT | DESCRIPTION | COLOR/FINISH | LIST PRICE |
|----------|--------------|-----------|---------|----------|---------|---|--|------------|
| | FRAME-DV47 | 66 15/16" | 17 3/4" | 18 1/2" | 23 lbs. | Painted steel coat rack. | Textured Black or Textured White | 1,395.00 |
| | FRAME-DV47-P | 66 15/16" | 17 3/4" | 18 1/2" | 40 lbs. | Painted steel coat rack with melamine panel. Wall mount required for stability. | Textured Black or Textured White with Black or Dark Green melamine panel | 2,095.00 |
| | FRAME-DV47-S | 66 15/16" | 17 3/4" | 18 1/2" | 52 lbs. | Painted steel coat rack with mirror. Wall mount required for stability. | Textured Black or Textured White | 2,565.00 |
| | FRAME-DV47-B | 66 15/16" | 17 3/4" | 18 1/2" | 46 lbs. | Painted steel coat rack with pinboard panel. Wall mount required for stability. | Textured Black or Textured White with cork colored pinboard panel | 3,125.00 |
| | FRAME-DV89 | 66 15/16" | 17 3/4" | 35 1/16" | 25 lbs. | Painted steel coat rack. | Textured Black or Textured White | 1,540.00 |
| | FRAME-DV89-P | 66 15/16" | 17 3/4" | 35 1/16" | 43 lbs. | Painted steel coat rack with melamine panel. Wall mount required for stability. | Textured Black or Textured White with Black or Dark Green melamine panel | 2,235.00 |

| | | | | | | | | |
|---|--------------|-----------|---------|----------|---------|---|---|----------|
|  | FRAME-DV89-S | 66 15/16" | 17 3/4" | 35 1/16" | 54 lbs. | Painted steel coat rack with mirror. Wall mount required for stability. | Textured Black or Textured White | 2,620.00 |
|  | FRAME-DV89-B | 66 15/16" | 17 3/4" | 35 1/16" | 49 lbs. | Painted steel coat rack with pinboard panel. Wall mount required for stability. | Textured Black or Textured White with cork colored pinboard panel | 3,250.00 |

MEGA RAK

FINISH COLORS



Charcoal Grey







ADDITIONAL NOTES

Ships via common carrier.

Junior height (48" High) available for all Mega Rak models. Specify "Junior Height" on purchase order. Additional charge of \$79.00 net per unit applies.

Sample chips available.

| LINE ART | MODEL | H | W | D | WEIGHT | DESCRIPTION | COLOR/FINISH | LIST PRICE |
|---|---------|------------------------|-----|------------------------|----------|---|--|------------|
|  | MR-801H | 81" Closed 60" Open | 25" | 18" Closed 97" Open | 99 lbs. | Hanger style folding rack with wire grid shelves on 4" ball bearing locking casters. Holds up to 100 coats. Use with MG-17PM, any 1-1/2" open hook or mini hook hangers. | Charcoal Grey Frame with Medium Grey Shelf | 2,055.00 |
|  | MR-801K | 81" Closed 60" Open | 25" | 18" Closed 97" Open | 125 lbs. | Hook style folding rack with wire grid shelves on 4" ball bearing locking casters. Comes complete with 48K-73 triple prong hooks, capacity 144 coats | Charcoal Grey Frame with Medium Grey Shelf | 2,295.00 |
|  | MR-611H | 81" Closed 60" Open | 25" | 18" Closed 72" Open | 107 lbs. | Hanger style folding rack with 1" stainless steel hanger bars on 4" ball bearing locking casters. Holds up to 72 coats. Use with MG-17PH or any standard 1-1/2" open hook hanger. | Black | 1,975.00 |
|  | MR-611K | 81" Closed 60" Open | 25" | 18" Closed 72" Open | 120 lbs. | Hook style folding rack, on 4" ball bearing locking casters. Comes complete with 40K-73 triple prong hooks, capacity 120 coats. | Black | 2,055.00 |
| | MR-UMB | 10" | 10" | 3" | 5 lbs. | Set of 2 umbrella holders which attach to the frame capacity 6 umbrellas | Charcoal Grey | 90.00 |
| | MR-HC | N/A | | | | Set of 4 hooks to store hangers on Mega Rak. Must be used with MG17OHN hangers only. Must be ordered at same time as Mega Rak unit. | Chrome | 68.00 |

OFFICE RAK

FINISH COLORS



Black



Medium Grey



Sandstone

ADDITIONAL NOTES

Ships via UPS

Office Rak can be adapted for use with CST4 casters.

Office Rak is standard with MG17PM Charcoal Grey hangers.

Sample chips available.



| LINE ART | MODEL | H | W | D | WEIGHT | DESCRIPTION | COLOR/FINISH | LIST PRICE |
|----------|-------|--------|-----|-----|--------|---|--------------------------------------|---------------------------------|
| | OR-2A | 60" | 24" | 18" | 40 lbs | Single sided coat rack with hanger spacers, two lower umbrella holders and a top and bottom shelf. Includes 8x Charcoal Grey MG17PM hangers. | Black, Medium Grey, Sandstone | 760.00 quick ship |
| | OR-3A | 60" | 36" | 18" | 45 lbs | Single sided coat rack with hanger spacers, two lower umbrella holders and a top and bottom shelf. Includes 12x Charcoal Grey MG17PM hangers. | Black, Medium Grey, Sandstone | 835.00 quick ship |
| | OR-4A | 60" | 48" | 18" | 51 lbs | Single sided coat rack with hanger spacers, two lower umbrella holders and a top and bottom shelf. Includes 16x Charcoal Grey MG17PM hangers. | Black, Medium Grey, Sandstone | 875.00 quick ship |
| | OR-2B | 60" | 24" | 18" | 33 lbs | Single sided coat rack with a top shelf. Includes 8x Charcoal Grey MG17PM hangers. | Black, Medium Grey, Sandstone | 575.00 quick ship |
| | OR-3B | 60" | 36" | 18" | 35 lbs | Single sided coat rack with a top shelf. Includes 12x Charcoal Grey MG17PM hangers. | Black, Medium Grey, Sandstone | 615.00 quick ship |
| | OR-4B | 60" | 48" | 18" | 40 lbs | Single sided coat rack with a top shelf. Includes 16x Charcoal Grey MG17PM hangers. | Black, Medium Grey, Sandstone | 685.00 quick ship |
| | CST-4 | 2 1/2" | | | 3 lbs | Set of 4 Double wheel locking furniture casters. Add 2 1/2" to height of rack. For use with OR, RR and Designer Series* style racks. | Black | 65.00 quick ship |

RAP RAK

FINISH COLORS



Black



Medium Grey



Sandstone

ADDITIONAL NOTES









Ships via UPS

Hanger capacity 40-48 coats or use with KSF-4

Rap Rak units accept theft deterrent MG17PM hangers or any standard 1-1/2" open hook or 5/8" mini hook hangers.





Sample chips available.



| LINE ART | MODEL | H | W | D | WEIGHT | DESCRIPTION | COLOR/FINISH | LIST PRICE |
|---|---------|--------|-----|--------|--------|---|---|-------------------|
|  | RR-4F | 60" | 48" | 23" | 39 lbs | Double Sided Floor Rack | Black, Medium Grey or Sandstone | 730.00 |
| | | | | | | |  | quick ship |
|  | RR4F-HD | 60" | 48" | 23" | 39 lbs | Heavy Duty Double Sided Floor Rack with upper and lower spacer bars | Black | 770.00 |
|  | RR-4J | 48" | 48" | 23" | 39 lbs | Double Sided Floor Rack-Junior Height | Black, Medium Grey or Sandstone | 730.00 |
|  | KSF-4 | 3 1/4" | 46" | 2 1/2" | 9 lbs | Two 4 ft. Hook Rails with 10 K-73 Triple Prong Hooks-30 capacity for use with RR-4F or RR-4J only | Medium Grey, Black or Sandstone Rail w/Charcoal Grey Hooks | 185.00 |
|  | CST-4 | 2 1/2" | | | 3 lbs | Set of 4 Double wheel locking furniture casters. Add 2 1/2" to height of rack. For use with OR, RR and Designer Series* style racks | Black | 65.00 |
| | | | | | | |  | quick ship |
|  | CST-4RE | 4" | | | 5 lbs | Set of 4 Heavy Duty 4" locking casters. Add 4" to height of rack. For use with RR and DDF style racks only. (Caster base assembly still required for DDF) | Black | 150.00 |

ADDITIONAL NOTES

Ships via common carrier.






|  | LINE ART | MODEL | H | W | D | WEIGHT | DESCRIPTION | COLOR/FINISH | LIST PRICE |
|---|---|------------|-----------|---------|----------|---------|--|-------------------------------|------------|
| |  | T-EV/K-100 | 66 15/16" | 39 3/8" | 23 5/8" | 39 lbs. | Single Sided Floor Rack-Powder-coated frames with satin anodized aluminum shelf, includes 10 hangers | Dark Grey with Satin Aluminum | 2,380.00 |
| |  | T-DV/K-100 | 66 15/16" | 39 3/8" | 40 3/16" | 47 lbs. | Double Sided Floor Rack-Powder-coated frames with satin anodized aluminum shelf, includes 20 hangers | Dark Grey with Satin Aluminum | 3,295.00 |
| |  | T-UMB-100 | 19 11/16" | 39 3/8" | 5 9/16" | 15 lbs. | Umbrella Stand which integrates into the EV model complete with drip tray and rubber mat. | Satin Anodized Aluminum | 855.00 |

TERTIO W/K

ADDITIONAL NOTES

Ships via UPS






| LINE ART | MODEL | H | W | D | WEIGHT | DESCRIPTION | COLOR/FINISH | LIST PRICE |
|---|-----------|-----------|----------|---------|---------|--|-------------------------------|------------|
|  | T-W/K-60 | 11 13/16" | 23 5/8" | 21 1/4" | 7 lbs. | Wall rack with powder coated brackets and satin anodized aluminum shelf. Includes 6 hangers | Dark Grey with Satin Aluminum | 798.00 |
|  | T-W/K-100 | 11 13/16" | 39 3/8" | 21 1/4" | 12 lbs. | Wall rack with powder coated brackets and satin anodized aluminum shelf. Includes 10 hangers | Dark Grey with Satin Aluminum | 1,125.00 |
|  | T-W/K-120 | 11 13/16" | 47 1/4" | 21 1/4" | 14 lbs. | Wall rack with powder coated brackets and satin anodized aluminum shelf. Includes 12 hangers | Dark Grey with Satin Aluminum | 1,305.00 |
|  | T-W/K-150 | 11 13/16" | 59 1/16" | 21 1/4" | 17 lbs. | Wall rack with powder coated brackets and satin anodized aluminum shelf. Includes 14 hangers | Dark Grey with Satin Aluminum | 1,695.00 |
|  | T-W/K-180 | 11 13/16" | 70 7/8" | 21 1/4" | 21 lbs. | Wall rack with powder coated brackets and satin anodized aluminum shelf. Includes 18 hangers | Dark Grey with Satin Aluminum | 1,945.00 |

TERTIO W2

ADDITIONAL NOTES



Ships via UPS



| LINE ART | MODEL | H | W | D | WEIGHT | DESCRIPTION | COLOR/FINISH | LIST PRICE |
|---|----------|---------|----------|-----|---------|--|-------------------------------|------------|
|  | T-W2-60 | 6 5/16" | 23 5/8" | 13" | 7 lbs. | Hook style wall rack with powder coated brackets and satin anodized aluminum shelf. Includes 11 dark grey plastic hooks. | Dark Grey with Satin Aluminum | 625.00 |
|  | T-W2-90 | 6 5/16" | 35 7/16" | 13" | 10 lbs. | Hook style wall rack with powder coated brackets and satin anodized aluminum shelf. Includes 17 dark grey plastic hooks. | Dark Grey with Satin Aluminum | 835.00 |
|  | T-W2-120 | 6 5/16" | 47 1/4" | 13" | 14 lbs. | Hook style wall rack with powder coated brackets and satin anodized aluminum shelf. Includes 23 dark grey plastic hooks. | Dark Grey with Satin Aluminum | 1,015.00 |

COAT HANGERS

HOME → PRODUCTS → COAT HANGERS





BASIC

ADDITIONAL NOTES

Ships via UPS





| LINE ART | MODEL | H | W | D | WEIGHT | DESCRIPTION | COLOR/FINISH | LIST PRICE |
|---|----------|--------|---------|--------|--------|---|-----------------|------------|
|  | BASIC | 9 3/4" | 17 5/8" | 11/16" | 3 lbs. | Laminated Beech Veneer coat hanger with chrome hook. Quantity of 1. | Laminated Beech | 23.00 |
|  | BASIC-10 | 9 3/4" | 17 5/8" | 11/16" | 3 lbs. | Laminated Beech Veneer coat hanger with chrome hook. Quantity of 10. | Laminated Beech | 225.00 |

FILO

ADDITIONAL NOTES

Ships via UPS



| LINE ART | MODEL | H | W | D | WEIGHT | DESCRIPTION | COLOR/FINISH | LIST PRICE |
|---|--------|---------|----------|--------|--------|--|------------------------------|------------|
|  | FILO-A | 9 7/16" | 17 5/16" | 2 3/8" | 1 lbs. | Epoxy coated wire theft deterrent closed loop hanger | White, Black, Silver or Sand | 46.00 |
|  | FILO-S | 9 7/16" | 17 5/16" | 2 3/8" | 1 lbs. | Epoxy coated wire open hook hanger | White, Black, Silver or Sand | 46.00 |

GRIP

ADDITIONAL NOTES

Ships via UPS





| LINE ART | MODEL | H | W | D | WEIGHT | DESCRIPTION | COLOR/FINISH | LIST PRICE |
|---|---------|--------|---------|--------|--------|--|--------------|------------|
|  | GRIP | 9 3/4" | 17 5/8" | 11/16" | 3 lbs. | Beech coat hanger with black rubber coating, hook in black galvanized steel. Quantity of 1. | Black | 29.00 |
|  | GRIP-10 | 9 3/4" | 17 5/8" | 11/16" | 3 lbs. | Beech coat hanger with black rubber coating, hook in black galvanized steel. Quantity of 10. | Black | 285.00 |

HANGER RECEPTACLES

ADDITIONAL NOTES



Ships via UPS



| LINE ART | MODEL | H | W | D | WEIGHT | DESCRIPTION | COLOR/FINISH | LIST PRICE |
|---|-------|---------|----------|------|---------|---------------------------------------|------------------------|------------|
|  | R1.5 | 2 1/2" | 1 15/16" | 1/2" | 1/4 lb. | Receptacle for 1 1/4" O.D. hanger rod | Plated steel | 11.00 |
|  | SR.34 | 2 3/16" | 7/8" | 7/8" | 1/4 lb. | Receptacle for 3/4" square tube | Black or Charcoal Grey | 13.00 |

ADDITIONAL NOTES

Ships via UPS













|  | LINE ART | MODEL | H | W | D | WEIGHT | DESCRIPTION | COLOR/FINISH | LIST PRICE |
|---|---|---------|----|-----------|----|--------|--|---------------------|------------|
| |  | MIRAC-6 | 3" | 19 11/16" | 1" | 4 lbs. | Plastic coat hanger, carton of 6 each. | Transparent plastic | 260.00 |









MOLDED POLYSTYRENE HANGERS

ADDITIONAL NOTES

Ships via UPS



| LINE ART | MODEL | H | W | D | WEIGHT | DESCRIPTION | COLOR/FINISH | LIST PRICE |
|---|-------------|--------|-----|------|---------|--|--|------------|
|  | MG-17PM | 8 7/8" | 17" | 3/4" | 1/4 lb. | Slotted plastic anti-theft design 1 ea | Black, Charcoal Grey | 20.00 |
| | | | | | | |  quick ship | |
|  | MG-17PM-6 | 8 7/8" | 17" | 3/4" | 3 lbs. | Slotted plastic anti-theft design 6 pk | Black, Charcoal Grey | 74.00 |
|  | MG-17PM-24 | 8 7/8" | 17" | 3/4" | 8 lbs. | Slotted plastic anti-theft design 24 pk | Black, Charcoal Grey | 205.00 |
|  | MG-17PM-100 | 8 7/8" | 17" | 3/4" | 30 lbs. | Slotted plastic anti-theft design 100 pk | Black, Charcoal Grey | 769.00 |
|  | MG-17PH | 9" | 17" | 3/4" | 1/4 lb. | Open hook polystyrene 1 pk | Black, Charcoal Grey | 20.00 |
| | | | | | | |  quick ship | |
|  | MG-17PH-6 | 9" | 17" | 3/4" | 3 lbs. | Open hook polystyrene 6 pk | Black, Charcoal Grey | 74.00 |
|  | MG-17PH-24 | 9" | 17" | 3/4" | 8 lbs. | Open hook polystyrene 24 pk | Black, Charcoal Grey | 205.00 |
|  | MG-17PH-100 | 9" | 17" | 3/4" | 30 lbs. | Open hook polystyrene 100 pk | Black, Charcoal Grey | 769.00 |
|  | MG-17PS | 7 7/8" | 17" | 3/4" | 1/4 lb. | Mini hook polystyrene 1 ea | Black, Charcoal Grey | 20.00 |
|  | MG-17PS-6 | 7 7/8" | 17" | 3/4" | 3 lbs. | Mini hook polystyrene 6 pk | Black, Charcoal Grey | 74.00 |



| | | | | | | | | |
|---|-------------|--------|-----|------|---------|--|----------------------|--------|
|  | MG-17PS-24 | 7 7/8" | 17" | 3/4" | 8 lbs. | Mini hook polystyrene 24 pk | Black, Charcoal Grey | 205.00 |
|  | MG-17PS-100 | 7 7/8" | 17" | 3/4" | 30 lbs. | Mini hook polystyrene 100 pk | Black, Charcoal Grey | 769.00 |
|  | MG-17PX | 6 7/8" | 17" | 3/4" | 1/4 lb. | T-top polystyrene hanger for use with SR34 Hanger Receptacle. Quantity of 1. | Black, Charcoal Grey | 20.00 |
|  | MG-17PX-24 | 6 7/8" | 17" | 3/4" | 8 lbs. | T-top polystyrene hanger for use with SR34 Hanger Receptacle. Quantity of 24. | Black, Charcoal Grey | 205.00 |
|  | MG-17PX-100 | 6 7/8" | 17" | 3/4" | 30 lbs. | T-top polystyrene hanger for use with SR34 Hanger Receptacle. Quantity of 100. | Black, Charcoal Grey | 769.00 |
|  | MG-17PP | 6 7/8" | 17" | 3/4" | 1/4 lb. | T-top polystyrene hanger for use with R1.5 Hanger Receptacle. Quantity of 1. | Black, Charcoal Grey | 20.00 |
|  | MG-17PP-24 | 6 7/8" | 17" | 3/4" | 8 lbs. | T-top polystyrene hanger for use with R1.5 Hanger Receptacle. Quantity of 24. | Black, Charcoal Grey | 205.00 |
|  | MG-17PP-100 | 6 7/8" | 17" | 3/4" | 30 lbs. | T-top polystyrene hanger for use with R1.5 Hanger Receptacle. Quantity of 100. | Black, Charcoal Grey | 769.00 |

STEEL HANGERS

ADDITIONAL NOTES

Ships via UPS





| LINE ART | MODEL | H | W | D | WEIGHT | DESCRIPTION | COLOR/FINISH | LIST PRICE |
|----------|-------------|--------|-----|------|---------|-------------------------------|---|-------------------|
| | MG-17OHN | 7 5/8" | 17" | 1/8" | 1/4 lb. | Wire open hook 1 ea | Silver | 15.00 |
| | | | | | | |  | quick ship |
| | MG-17OHN-50 | 7 5/8" | 17" | 1/8" | 18 lbs. | Wire open hook 50 pk | Silver | 385.00 |
| | | | | | | | | |
| | MG-17CL | 7 5/8" | 17" | 1/8" | 1/4 lb. | Wire closed loop hanger 1 ea | Silver | 15.00 |
| | | | | | | |  | quick ship |
| | MG-17CL-50 | 7 5/8" | 17" | 1/8" | 18 lbs. | Wire closed loop hanger 50 pk | Silver | 385.00 |

TUBULUS

ADDITIONAL NOTES

Ships via UPS



| LINE ART | MODEL | H | W | D | WEIGHT | DESCRIPTION | COLOR/FINISH | LIST PRICE |
|---|---------|--------|---------|------|---------|---|---|------------|
|  | TUB-100 | 7 7/8" | 17 1/4" | 7/8" | .5 lbs. | Plastic coat hanger with stainless steel open hook. | Black 9311, White 9310, Light Blue 5324, Red 3309, Dark Grey, Yellow 1304 | 47.00 |
|  | TUB-200 | 7 7/8" | 17 1/4" | 7/8" | .5 lbs. | Plastic coat hanger with theft-deterrent stainless steel closed loop. | Dark Grey or White | 52.00 |

UNIVERSUM

ADDITIONAL NOTES

Ships via UPS



| LINE ART | MODEL | H | W | D | WEIGHT | DESCRIPTION | COLOR/FINISH | LIST PRICE |
|---|--------|--------|---------|------|--------|---|---|------------|
|  | UNI-20 | 8 1/4" | 17 7/8" | 3/4" | .5 lbs | Plastic coat hanger with aluminum trouser bar and open hook | Black with silver aluminum trouser bar. | 47.00 |