


# MAGNUSON GROUP



Contract GS-07F-0308W

GSA PRICE LIST AND SPECIFICATIONS  
EFFECTIVE APRIL 1, 2025



## PLACEMENT OF YOUR ORDER TO MAGNUSON GROUP



We appreciate your interest in our products, and hope you find exactly what you are looking for. In order to avoid unnecessary delays in processing your order, please make sure the following information is included with your purchase order:

### GOVERNMENT AGENCY PURCHASING DIRECT

1. GSA purchase orders MUST come directly from the government agency, showing Magnuson Group's address and corresponding GSA contract number(s).
2. Purchase orders with multiple manufacturers/vendors will NOT be accepted. Magnuson Group must be the only manufacturer on the purchase order.
3. If the government agency is purchasing with a credit card, a Magnuson Group Credit Card form must be completed and signed.
4. Any servicing dealer must be referenced on the purchase order. Please note we must have the servicing dealers Federal ID number to pay commission.
5. Any dealer service fees or installation charges the servicing dealer wishes to be reimbursed for must also be included as a separate line on the purchase order. These charges will be refunded to the servicing dealer upon receipt of payment from the government.
6. Freight charges are NOT included in GSA pricing and must appear as a separate line on the purchase order. If third party shipping or customer pick up are being done please reference this, along with any shipping account numbers necessary on the purchase order.
7. Upon shipping, Magnuson Group will invoice the government agency. Prompt payment terms 2% 20 Days, Net 30.
8. Upon receipt of payment from the government agency, the servicing dealer (if applicable) will receive a 12% commission on the product ordered (freight and installation charges are non-commissionable).
9. Please e-mail your completed Purchase Order to: [custserv@magnusongroup.com](mailto:custserv@magnusongroup.com). For questions, please call us directly at: 1-800-342-5725.

### SERVICING DEALER PURCHASING ON BEHALF OF A GOVERNMENT AGENCY

1. Servicing dealer purchase orders should show Magnuson Group as the vendor, list corresponding GSA contract number(s), and note the government agency.
2. Please submit a copy of the government agency's purchase order, along with a Teaming Agreement, or Letter of Authorization.
3. Freight charges are NOT included in GSA pricing and must appear as a separate line on the purchase order. Please contact customer service for a freight quote. If third party shipping or customer pick up is being done, please reference this on the purchase order, along with any shipping account numbers necessary.
4. Upon shipping, Magnuson Group will invoice the servicing dealer minus the 12% commission on the product ordered (freight charges are non-commissionable). Payment terms, Net 30.
5. Please note we must have the servicing dealer's Federal ID number to pay commission.
6. Please e-mail your completed Purchase Order to: [custserv@magnusongroup.com](mailto:custserv@magnusongroup.com). For questions, please call us directly at: 1-800-342-5725.
7. All initial orders require full payment in advance. If this is your first order, please include credit references for future transactions. On behalf of all of us at Magnuson Group, **thank you** for your order!

## GSA NET PRICING STRUCTURE

TOTAL ORDER SIZE	GSA NET PRICE Under \$10,000	LEVEL 1 NET PRICE \$10,001 – \$25,000	LEVEL 2 NET PRICE \$25,001 – \$50,000	LEVEL 3 NET PRICE \$50,001 – \$75,000	LEVEL 4 NET PRICE \$75,001 – \$100,000	LEVEL 5 NET PRICE Over \$100,000
% DISCOUNT OFF LIST PRICE	(53%/.9925) Discount Off List Price	55.01% Discount Off List Price	56.19% Discount Off List Price	57.38% Discount Off List Price	58.56% Discount Off List Price	59.75% Discount Off List Price

### To determine tier for net pricing, multiply the quantity by the GSA Net price:

- If the total is less than \$10,000, use GSA Net price (multiply unit List Price by 0.47 and then divide by 0.9925 to calculate net price per unit)
- If the total is between \$10,000 and \$25,000 use GSA Level 1 Price (multiply unit List Price by 0.4499 to calculate net price per unit)
- If the total is between \$25,001 and \$50,000 use GSA Level 2 Price (multiply unit List Price by 0.4381 to calculate net price per unit)
- If the total is between \$50,001 and \$75,000 use GSA Level 3 Price (multiply unit List Price by 0.4262 to calculate net price per unit)
- If the total is between \$75,001 and \$100,000 use GSA Level 4 Price (multiply unit List Price by 0.4144 to calculate net price per unit)
- If the total is over \$100,000 use GSA Level 5 Price (multiply unit List Price by 0.4025 to calculate net price per unit)

**Example:** 25x VA1818L

**Determine Discount Level:** 25 x \$565.89 [GSA Net Price] = \$14,147.25 – Use GSA Level 1 Discount (between \$10,000 - \$25,000)

**Determine Net Price:** \$1,195.00 [List Price] x .4499 [GSA Level 1 Discount Factor] = \$565.89 Net Price Per Unit

**Calculate Extended Net Price:** 25 x \$565.89 = \$14,147.25



**Advantage!**  
www.gsaadvantage.gov

## GENERAL SERVICES ADMINISTRATION

### Federal Supply Service Authorized Federal Supply Schedule Price List

Online access to contract ordering information, terms and conditions, up to date pricing, and the option to create an electronic delivery order are available through GSA Advantage!®, a menu driven database system. The INTERNET address GSA Advantage!® is: GSAAdvantage.gov.

**Schedule Title:** GSA Multiple Award Schedule (MAS)  
**FSC Group:** Facilities - Facilities Supplies  
Furniture & Furnishings - Office Furniture  
Furniture & Furnishings - Household, Dormitory & Quarters Furniture  
Miscellaneous-Order Level Materials

**FSC Class/Product Code:** PSC 8540  
PSC 7110  
PSC 7105

**Contract:** GS-07F-0308W

For more information on ordering from Federal Supply Schedules click on FSS Schedules at GSA.gov.

**Contract period:** March 14, 2025 thru March 14, 2030  
**Modification:** PA-0071

**Company:** Magnuson Group, Inc  
1400 Internationale Parkway  
Woodridge, Illinois 60517-4942  
**Website:** https://www.magnusongroup.com/Contract  
**Administrator:** Cynthia Flores 800-342-5725  
**Business Size:** Small

#### CUSTOMER INFORMATION

**1a. Special Item Number (SIN):** 33721 Office Furniture  
337121H Household, Dormitory & Quarters Furniture  
326199 Waste & Recycling Containers and  
Receptacles - Outdoor and Indoor Use  
OLM Order Level Material

**1b. Lowest Priced:** SIN 337121H Model: SR34 \$4.17 GSA NET  
SIN 33721 Model: SUP-Phone \$24.62 GSA NET  
SIN 326199 Model: Valuta-Sign-ACR \$47.36 GSA NET  
SIN OLM \$0.00

**1c. Hourly Rates:** N/A

**2.Maximum order:** SIN: 33721 \$250,000.00  
SIN: 337121H \$250,000.00  
SIN: 326199 \$250,000.00  
SIN: OLM \$250,000.00

**3.Minimum order:** SIN: 326199 \$100.00  
SIN: 33721 \$10.00  
SIN: 337121H \$10.00  
SIN: OLM \$10.00

**4.Geographic coverage:** (delivery area): 48 CONUS and Washington D.C.

**5.Point(s) of production:** Woodridge, IL 60517

**6.Discount from list prices:** 52.64% Discount off Commercial List [0.4736 factor]

**7.Quantity discounts:** \$10,001 - \$25,000 55.01% Discount off Commercial List [0.4499 factor]  
\$25,001 - \$50,000 56.19% Discount off Commercial List [0.4381 factor]  
\$50,001 - \$75,000 57.38% Discount off Commercial List [0.4262 factor]  
\$75,001 - \$100,000 58.56% Discount off Commercial List [0.4144 factor]  
\$100,001+ 59.75% Discount off Commercial List [0.4025 factor]

**8.Prompt payment terms:** 2% 20, Net 30

**9.Foreign items:** DE, ES, FR, IT, NL  
**(list items by country of origin):**

**10a. Time of delivery:** 90 Days After Receipt of Order  
**10b. Expedited Delivery:** Contact Magnuson Group  
**10c. Overnight and 2-day delivery:** Not available  
**10d. Urgent Requirements:** Contact Magnuson Group

**11. F.O.B. Point:** Origin, prepay and add freight to invoice  
(contact customer service for freight quote)

**12a. Ordering address:** Magnuson Group Inc.  
(c/o authorized dealer if applicable)  
1400 Internationale Pkwy  
Woodridge, Ill 60517  
Phone: 800-342-5725 Fax: 888-329-4729  
Email: custserv@magnusongroup.com

**12b. Ordering procedures:** For supplies and services, the ordering procedures, information on Blanket Purchase Agreements (BPA's) are found in Federal Acquisition Regulation (FAR) 8.405-3.

**13. Payment address:** Same as Ordering Address

**14. Warranty provision:** All products and parts are warranted against defects in materials and workmanship for the period of (2) years after shipment. Warranty is void if damaged through accident, improper use, abuse or alteration.

**15. Export packing charges, if applicable:** N/A

**16. Terms and conditions of Government purchase card acceptance (any thresholds above the micro-purchase level).** N/A

**17. Terms and conditions of rental, maintenance, and repair (if applicable)** N/A

**18. Terms and conditions of installation (if applicable).** N/A

**18a. Terms and conditions of repair parts indicating date of parts price lists and any discounts from list prices (if applicable).** See Warranty

**18b. Terms and conditions for any other services (if applicable).** N/A

**19. List of service and distribution points (if applicable).** Contact Magnuson Group

**20.List of participating dealers (if applicable).** Contact Magnuson Group

**21.Preventive maintenance (if applicable).** Contact Magnuson Group

**22a. Special attributes such as environmental attributes (e.g., recycled content, energy efficiency, and/or reduced pollutants).** In Compliance

**22b. Section 508 compliance** N/A

**23.Data Universal Number System (DUNS) number** SAM UEI: MBHXKBKMYG6  
Fed ID: 36-3261838  
Cage Code: 0P4Z7

**24. Notification regarding registration in System for Award Management(SAM)database.** Registered and Registration valid to Oct. 31, 2025



## THE MAGNUSON GROUP ENVIRONMENTAL STATEMENT

Magnuson Group recognizes the importance of being good stewards to the earth. We incorporate positive environmental processes into all facets of the company. Whether the process is administrative in nature, or is in manufacturing, Magnuson strives to ensure that environmental concerns are made a part of the system. Some specifics include:

- **ALL STEEL SCRAP IS 100% RECYCLED**
- **ALL ALUMINUM SCRAP IS 100% RECYCLED**
- **ALL WOOD SCRAP GENERATED IN MANUFACTURING IS USED IN ENERGY PRODUCTION IN A CO-GENERATION PLANT**
- **ALL PAPER AND PACKAGING WASTE IS 100% RECYCLED**

### Declare

Declare is a nutrition label for building products. It is designed to help specifiers quickly identify products that meet their project requirements. Declare labels disclose all intentionally-added ingredients and residuals at or above 100ppm (0.01%) present in the final product by weight. Each ingredient must be reported with a chemical name, CAS number, and percentage or percentage range.



### Indoor Advantage Gold Certification (SCS)

Indoor Advantage Gold certification is SCS Global Services' highest level of indoor air quality performance for furniture. The certification assures that furniture products support a healthy indoor environment by meeting strict chemical emission limits for volatile organic compounds (VOCs). To be certified, products must be tested by independent labs for compliance with the ANSI/BIFMA X7.1, and either ANSI/BIFMA e.3 or CDPH/EHLB Standard Method V1-1 for VOC emissions of concerns.



### US Green Building Council (USGBC)

Magnuson Group is a proud member of the US Green Building Council (USGBC), which supports the advancement of the latest in innovative building practices & minimalizing environmental impact for a more sustainable built environment.



## THE FOLLOWING IS SUBMITTED AS THE TYPICAL USE OF VARIOUS COMMODITIES:



**Steel** - is manufactured with 30-40% post consumer material and is 100% recyclable



**Wood products** - are certified to be 100% from a sustainable forest



**Plastics** - are 100% recyclable



**Fabrics** - are manufactured from 100% post consumer materials, and is fire rated to: ASTM E-84 Class 1 or A



**Aluminum** - comes from 10-20% post consumer material and is 100% recyclable



**Packaging** - comes from a minimum of 35% post consumer material and is 100% recyclable



**Paint** (powder coating) - All paints used are certified to be of low VOC content < 50g per liter. They emit no hazardous air pollutants (HAP) or noxious fumes when exposed to fire NFPA 704 Health = 1, Fire = 1, Reactivity = 0.



**Imports** - We import products from various countries in Europe. Most but not all are certified ISO 9001-14001 Environmental Management Systems. Please contact us if you need further information.



**Paper** - All paper and packaging waste is 100% recycled.



**Plating** - Plating is kept to the absolute minimum. Our plater's meet or exceed all Illinois EPA, Federal EPA, and OSHA mandated standards; all plating is RoHS compliant. Our plating emits no hazardous air pollutants (HAP) or noxious fumes when exposed to fire.

WE CERTIFY THAT THERE IS NO ASBESTOS IN ANY OF THE PRODUCTS WE MANUFACTURE OR IMPORT FOR SALE.

# TABLE OF CONTENTS

[📄 PRODUCT PRICING](#)
[🔗 WEB PAGE](#)
[📄 PRODUCT SPEC PDF](#)

BROCHURE & LEAFLET HOLDER		
DACAPO	<a href="#">📄</a>	<a href="#">🔗</a>
DACAPO I POINT	<a href="#">📄</a>	<a href="#">🔗</a>
COAT HANGERS		
HANGER RECEPTACLES	<a href="#">📄</a>	<a href="#">🔗</a>
MOLDED POLYSTYRENE HANGERS	<a href="#">📄</a>	<a href="#">🔗</a>
STEEL HANGERS	<a href="#">📄</a>	<a href="#">🔗</a>
COAT HOOK STRIPS		
ALOES MEW	<a href="#">📄</a>	<a href="#">🔗</a>
JUST	<a href="#">📄</a>	<a href="#">🔗</a>
K SERIES HOOK PANELS	<a href="#">📄</a>	<a href="#">🔗</a>
KOBE	<a href="#">📄</a>	<a href="#">🔗</a>
MIRAC	<a href="#">📄</a>	<a href="#">🔗</a>
NOMIS	<a href="#">📄</a>	<a href="#">🔗</a>
SECOND TREE	<a href="#">📄</a>	<a href="#">🔗</a>
SHERWOOD	<a href="#">📄</a>	<a href="#">🔗</a>
STAINLESS STEEL	<a href="#">📄</a>	<a href="#">🔗</a>
STAL	<a href="#">📄</a>	<a href="#">🔗</a>
YIN MYIW	<a href="#">📄</a>	<a href="#">🔗</a>
COAT HOOKS		
CANTHA	<a href="#">📄</a>	<a href="#">🔗</a>
K SERIES HOOKS	<a href="#">📄</a>	<a href="#">🔗</a>
PC 550 SERIES	<a href="#">📄</a>	<a href="#">🔗</a>
PC SERIES PANEL/DOOR	<a href="#">📄</a>	<a href="#">🔗</a>
POINTO	<a href="#">📄</a>	<a href="#">🔗</a>
SHERWOOD	<a href="#">📄</a>	<a href="#">🔗</a>
TREEHOOKED	<a href="#">📄</a>	<a href="#">🔗</a>
COAT HOOKS MAGNETIC		
K-50 MAGNETIC	<a href="#">📄</a>	<a href="#">🔗</a>
KOBE-MA	<a href="#">📄</a>	<a href="#">🔗</a>
KROK MAGNETIC	<a href="#">📄</a>	<a href="#">🔗</a>
MEM	<a href="#">📄</a>	<a href="#">🔗</a>
MYIM/MYIM JR	<a href="#">📄</a>	<a href="#">🔗</a>
OLEA-MA	<a href="#">📄</a>	<a href="#">🔗</a>
SHERWOOD	<a href="#">📄</a>	<a href="#">🔗</a>
COAT RACKS		
DS SERIES	<a href="#">📄</a>	<a href="#">🔗</a>
DS SERIES WALL RACKS	<a href="#">📄</a>	<a href="#">🔗</a>
MEGA RAK	<a href="#">📄</a>	<a href="#">🔗</a>
OFFICE RAK	<a href="#">📄</a>	<a href="#">🔗</a>
RAP RAK	<a href="#">📄</a>	<a href="#">🔗</a>
TERTIO	<a href="#">📄</a>	<a href="#">🔗</a>
TERTIO W/K	<a href="#">📄</a>	<a href="#">🔗</a>
COAT TREES		
ALOES MET	<a href="#">📄</a>	<a href="#">🔗</a>
BAMBU	<a href="#">📄</a>	<a href="#">🔗</a>



BRANCH	<a href="#">📄</a>	<a href="#">🔗</a>
HELIX	<a href="#">📄</a>	<a href="#">🔗</a>
HULOT	<a href="#">📄</a>	<a href="#">🔗</a>
KOBE	<a href="#">📄</a>	<a href="#">🔗</a>
MIRAC	<a href="#">📄</a>	<a href="#">🔗</a>
PALADINO	<a href="#">📄</a>	<a href="#">🔗</a>
SECOND TREE	<a href="#">📄</a>	<a href="#">🔗</a>
SHERWOOD	<a href="#">📄</a>	<a href="#">🔗</a>
SLIDE	<a href="#">📄</a>	<a href="#">🔗</a>
TAIGA	<a href="#">📄</a>	<a href="#">🔗</a>
YIN	<a href="#">📄</a>	<a href="#">🔗</a>
DESK ACCESSORIES		
REST	<a href="#">📄</a>	<a href="#">🔗</a>
SUP	<a href="#">📄</a>	<a href="#">🔗</a>
MAGAZINE RACKS		
COMPACT SOISTES	<a href="#">📄</a>	<a href="#">🔗</a>
CUBIC SOISTES	<a href="#">📄</a>	<a href="#">🔗</a>
FLAP	<a href="#">📄</a>	<a href="#">🔗</a>
RACK SOISTES	<a href="#">📄</a>	<a href="#">🔗</a>
SCOOP	<a href="#">📄</a>	<a href="#">🔗</a>
WALLMATE SOISTES	<a href="#">📄</a>	<a href="#">🔗</a>
MESSAGE BOARD		
PANTALLA	<a href="#">📄</a>	<a href="#">🔗</a>
OUTDOOR ASHTRAYS		
FUM	<a href="#">📄</a>	<a href="#">🔗</a>
VESUVIO	<a href="#">📄</a>	<a href="#">🔗</a>
OUTDOOR SEATING		
CALMA	<a href="#">📄</a>	<a href="#">🔗</a>
ISIDORO	<a href="#">📄</a>	<a href="#">🔗</a>
JOULE	<a href="#">📄</a>	<a href="#">🔗</a>
LUCIDO	<a href="#">📄</a>	<a href="#">🔗</a>
RIVISTA	<a href="#">📄</a>	<a href="#">🔗</a>
RIVISTA CHAIR	<a href="#">📄</a>	<a href="#">🔗</a>
OUTDOOR TABLES		
SIM	<a href="#">📄</a>	<a href="#">🔗</a>
STEP	<a href="#">📄</a>	<a href="#">🔗</a>
OUTDOOR WASTE RECEPTACLES		
BALLOON	<a href="#">📄</a>	<a href="#">🔗</a>
RETTO	<a href="#">📄</a>	<a href="#">🔗</a>
UMEA	<a href="#">📄</a>	<a href="#">🔗</a>
PLANTERS		
BODEN	<a href="#">📄</a>	<a href="#">🔗</a>
CIRKEL	<a href="#">📄</a>	<a href="#">🔗</a>
CONEE	<a href="#">📄</a>	<a href="#">🔗</a>
CREPE	<a href="#">📄</a>	<a href="#">🔗</a>
GREEN CLOUD	<a href="#">📄</a>	<a href="#">🔗</a>

GREEN LIGHT	<a href="#">📄</a>	<a href="#">🔗</a>
KASKAD	<a href="#">📄</a>	<a href="#">🔗</a>
KASKAD RUN	<a href="#">📄</a>	<a href="#">🔗</a>
PIC	<a href="#">📄</a>	<a href="#">🔗</a>
VALUTA	<a href="#">📄</a>	<a href="#">🔗</a>
SANITIZATION & PPE STATIONS		
HAANDER	<a href="#">📄</a>	<a href="#">🔗</a>
SOLNA FREESTANDING	<a href="#">📄</a>	<a href="#">🔗</a>
SOLNA WITH RECEPTACLE	<a href="#">📄</a>	<a href="#">🔗</a>
SHOWCASES		
PICTOR	<a href="#">📄</a>	<a href="#">🔗</a>
STOOLS		
CALMA	<a href="#">📄</a>	<a href="#">🔗</a>
GINLET	<a href="#">📄</a>	<a href="#">🔗</a>
ISIDORO	<a href="#">📄</a>	<a href="#">🔗</a>
RIVISTA	<a href="#">📄</a>	<a href="#">🔗</a>
UMBRELLA STANDS		
DRIP	<a href="#">📄</a>	<a href="#">🔗</a>
DROP-IN	<a href="#">📄</a>	<a href="#">🔗</a>
FORREIN	<a href="#">📄</a>	<a href="#">🔗</a>
P70/P100	<a href="#">📄</a>	<a href="#">🔗</a>
PLATEA	<a href="#">📄</a>	<a href="#">🔗</a>
RIGA	<a href="#">📄</a>	<a href="#">🔗</a>
YIN	<a href="#">📄</a>	<a href="#">🔗</a>
WASTE RECEPTACLES		
BALLOON	<a href="#">📄</a>	<a href="#">🔗</a>
CIRKEL	<a href="#">📄</a>	<a href="#">🔗</a>
DROP	<a href="#">📄</a>	<a href="#">🔗</a>
DUNK	<a href="#">📄</a>	<a href="#">🔗</a>
KASTA	<a href="#">📄</a>	<a href="#">🔗</a>
PIC	<a href="#">📄</a>	<a href="#">🔗</a>
PUP	<a href="#">📄</a>	<a href="#">🔗</a>
RETTO	<a href="#">📄</a>	<a href="#">🔗</a>
RIGA	<a href="#">📄</a>	<a href="#">🔗</a>
RUNDA	<a href="#">📄</a>	<a href="#">🔗</a>
SLOPE	<a href="#">📄</a>	<a href="#">🔗</a>
SLOPE JR.	<a href="#">📄</a>	<a href="#">🔗</a>
SORTMATE	<a href="#">📄</a>	<a href="#">🔗</a>
SOTARE	<a href="#">📄</a>	<a href="#">🔗</a>
STORLEK	<a href="#">📄</a>	<a href="#">🔗</a>
TRADA	<a href="#">📄</a>	<a href="#">🔗</a>
TROSA	<a href="#">📄</a>	<a href="#">🔗</a>
TROSA SIGNAGE	<a href="#">📄</a>	<a href="#">🔗</a>
UMEA	<a href="#">📄</a>	<a href="#">🔗</a>
VALUTA	<a href="#">📄</a>	<a href="#">🔗</a>
VALUTA/SOTARE SIGNAGE	<a href="#">📄</a>	<a href="#">🔗</a>



# WASTE RECEPTACLES

HOME → PRODUCTS → WASTE RECEPTACLES



BALLOON (CONTRACT #GS-07F-0308W - SIN #326199)

BODY FINISH COLORS



Blue



Green



Grey



Red



White



Yellow

LABEL OPTIONS



Cans



Cans & Bottles



Glass



Organics



Paper



Recycling



Waste

All BALLOON units come with 1 standard label.  
BALLOON labels are a 4"x4" square.

HOW TO ORDER



Select Model



Select Body Color



Select Label

Example Order: BAL-10; Body in Yellow; Paper Label

BASE FINISH COLOR



Black

FINISH COLORS



White Vinyl





Dark Grey Vinyl

ADDITIONAL NOTES

Ships via common carrier.





LINE ART	MODEL	H x W x D	WEIGHT	DESCRIPTION	COLOR/FINISH	LIST PRICE <sup>1</sup>	GSA NET	LEVEL 1	LEVEL 2	LEVEL 3	LEVEL 4	LEVEL 5
	BAL-10	39 3/8" 15 3/8" 19 15/16"	29 lbs.	100% recyclable polythene body with base and internal container of recycled plastic. Waste front opening. Triangular snap lock. Body lifts off base to access internal container for easy emptying of trash. Rectangular base can be weighed down with pea gravel. One standard label included. Capacity 18.5 gallons.	Body in Green, Yellow, Blue, Red, Grey or White. Base in Black	1,195.00	565.89	537.63	523.53	509.31	495.21	480.99
	BAL-20	39 3/8" 15 3/8" 19 15/16"	29 lbs.	100% recyclable polythene body with base and internal container of recycled plastic. Circle front opening. Triangular snap lock. Body lifts off base to access internal container for easy emptying of trash. Rectangular base can be weighed down with pea gravel. One standard label included. Capacity 18.5 gallons.	Body in Green, Yellow, Blue, Red, Grey or White. Base in Black	1,195.00	565.89	537.63	523.53	509.31	495.21	480.99

# CIRKEL (CONTRACT #GS-07F-0308W - SIN #326199)

## BODY FINISH COLORS



Black



Lunar White



Anodized Silver


## TOP OPENING CHOICES



Counter Balance  
Swing Lid  
10 7/8" Diameter



Paper / Circle  
2"x12 3/16"  
5" Diameter



Small Circle  
5" Diameter



Paper  
2"x12 3/16"



Waste  
10 15/16" Diameter

## TOP/BASE FINISH COLORS



Black



Marine Blue



Sea Green



Lunar White



Anodized Silver

## MULTI-LINGUAL LABEL OPTIONS



Glass



Landfill



Recycling (Arrows)



Organics



Paper



Compost



Waste



Recycling (Bottles  
& Cans)



Plastic



Cans

All CIRKEL units come with 1 standard label.  
CIRKEL Labels are 5" high, widths vary.

## MULTI-LINGUAL LABEL FINISH COLORS



White Vinyl



Black Vinyl



Dark Grey Vinyl



Vivid Blue Vinyl



Cactus Green Vinyl

## HOW TO ORDER



Select Model



Select Body Color



Select Top & Base  
Color



Select Top Opening  
(for CIRKEL-01/01L  
only)



Select Label &  
Color





Example Order: CIRKEL-01L; Body in Anodized Silver; Marine Blue Top & Base; Waste Top Opening; Organics Label in Vivid Blue

## ADDITIONAL NOTES

Ships via common carrier

Sample chips available.



LINE ART	MODEL	H x W x D	WEIGHT	DESCRIPTION	COLOR/FINISH	LIST PRICE <sup>1</sup>	GSA NET	LEVEL 1	LEVEL 2	LEVEL 3	LEVEL 4	LEVEL 5
	CIRKEL-01	29 1/4" 15 1/4" round	48 lbs.	Round waste receptacle with 19 gallon body and removable bag ring. Comes with choice of one removable top cut out opening. Includes one standard icon.	Body in Lunar White, Black Ral 9011 or Anodized Silver with base and lid available in Marine Blue, Sea Green, Lunar White, Black Ral 9011 or Anodized Silver.	1,085.00	513.80	488.14	475.34	462.43	449.62	436.71
	CIRKEL-01L	29 1/4" 15 1/4" round	50 lbs.	Round waste receptacle with 19 gallon body, internal rigid liner and removable bag ring. Comes with choice of one removable top cut out opening. Includes one standard icon.	Body in Lunar White, Black Ral 9011 or Anodized Silver with base and lid available in Marine Blue, Sea Green, Lunar White, Black Ral 9011 or Anodized Silver.	1,245.00	589.57	560.13	545.43	530.62	515.93	501.11
	CIRKEL-03	29 1/4" 15 1/4" round	53 lbs.	Round waste receptacle with 19 gallon body, removable bag ring and removable counterbalanced swing lid. Includes one standard icon.	Body in Lunar White, Black Ral 9011 or Anodized Silver with base and lid available in Marine Blue, Sea Green, Lunar White, Black Ral 9011 or Anodized Silver.	1,295.00	613.25	582.62	567.34	551.93	536.65	521.24
	CIRKEL-03L	29 1/4" 15 1/4" round	55 lbs.	Round waste receptacle with 19 gallon body, internal rigid liner, removable bag ring and removable counterbalanced swing lid. Includes one standard icon.	Body in Lunar White, Black Ral 9011 or Anodized Silver with base and lid available in Marine Blue, Sea Green, Lunar White, Black Ral 9011 or Anodized Silver.	1,450.00	686.65	652.36	635.25	617.99	600.88	583.63
	CIRKEL-GLD			Set of 3 adjustable glides for CIRKEL base.		57.00	26.99	25.64	24.97	24.29	23.62	22.94

# DROP (CONTRACT #GS-07F-0308W - SIN #326199)

## FINISH COLORS



Textured Black



Textured Forge  
Grey









Textured White



## ADDITIONAL NOTES

Ships via UPS

Sample chips available.

LINE ART	MODEL	H x W x D	WEIGHT	DESCRIPTION	COLOR/FINISH	LIST PRICE <sup>1</sup>	GSA NET	LEVEL 1	LEVEL 2	LEVEL 3	LEVEL 4	LEVEL 5
	DROP-MINI	12" 8 7/8" 8 9/16"	5 lbs.	Textured painted steel waste bin with internal stainless bag ring. Capacity 3.4 gallons.	Textured White	385.00	182.32	173.21	168.67	164.09	159.54	154.96
	DROP-MINI-SO	12" 8 7/8" 8 9/16"	5 lbs.	Textured painted steel waste bin with internal stainless bag ring. Capacity 3.4 gallons.	Textured Black Ral 9011 or Textured Forge Grey	425.00	201.26	191.21	186.19	181.14	176.12	171.06
	DROP-10	14 11/16" 13 3/4" 8 11/16"	12 lbs.	Textured painted steel waste bin with internal stainless bag ring. Capacity 7.6 gallons.	Textured White	515.00	243.88	231.70	225.62	219.49	213.42	207.29
	DROP-10-SO	14 11/16" 13 3/4" 8 11/16"	12 lbs.	Textured painted steel waste bin with internal stainless bag ring. Capacity 7.6 gallons.	Textured Black RAL9011 or Textured Forge Grey	565.00	267.56	254.19	247.53	240.80	234.14	227.41
	DROP-20	18 7/8" 16 3/4" 7 1/16"	15 lbs.	Textured painted steel waste bin with internal stainless bag ring. Capacity 9.5 gallons.	Textured White	620.00	293.60	278.94	271.62	264.24	256.93	249.55
	DROP-20-SO	18 7/8" 16 3/4" 7 1/16"	15 lbs.	Textured painted steel waste bin with internal stainless bag ring. Capacity 9.5 gallons.	Textured Black RAL9011 or Textured Forge Grey	685.00	324.38	308.18	300.10	291.95	283.86	275.71

DUNK (CONTRACT #GS-07F-0308W - SIN #326199)

FINISH COLORS



Textured Grey

TOP TEXT LABELS



Cans



Compost



Glass



Landfill



Organics




Paper



Plastic



Recycling



Waste

All DUNK units include 1 Text label and 1 Icon label per stream. DUNK Text labels are 11/16" high, widths vary.

LABEL FINISH COLORS



Black Vinyl



Cactus Vinyl



Dark Grey Vinyl



Sunflower Vinyl



Vivid Blue Vinyl



White Vinyl


TOP OPENINGS



DUNK-1



DUNK-2



DUNK-3

Circle openings are 8 5/8" Diameter. Square openings are 8 5/8" x 8 5/8"

BODY ICON LABELS



Cans



Compost



Glass



Landfill



Organics



Paper



Plastic



Recycling (Arrows)



Recycling (Bottles & Cans)



Waste

All DUNK units include 1 Text label and 1 Icon label per stream. DUNK Icon labels are 3 1/2" diameter.

HOW TO ORDER



Select Model



Select Labels & Colors

Example Order - Model # DUNK-2 / Left: Text Waste Label on Top, Icon Waste Label on Body; Right: Text Paper Label on Top, Icon Paper Label on Body.

# ADDITIONAL NOTES






Ships via common carrier.

DUNK units come with 2 standard labels (one text label on the top above the opening cutout and one icon label on the front of the body) per stream if desired.

For efficient day to day maintenance, when servicing the unit, liners can be lifted and tilted forward to rest on an internal shelf, making bag replacement easy. Each liner has 8 gallon capacity.

When placed near a wall, DUNK requires 2" of clearance to ensure the hinged top does not come into contact with the wall.

Sample chips available.

	LINE ART	MODEL	H x W x D	WEIGHT	DESCRIPTION	COLOR/FINISH	LIST PRICE 	GSA NET	LEVEL 1	LEVEL 2	LEVEL 3	LEVEL 4	LEVEL 5
		DUNK-1	25 5/8" 13 3/8" 13 3/8"	22 lbs.	Single compartment painted steel waste receptacle with circle top opening. Includes removeable plastic liner with a top text label and a body icon label.	Textured Grey RAL 7004	1,160.00	549.32	521.88	508.20	494.39	480.70	466.90
		DUNK-2	25 5/8" 25 1/4" 13 3/8"	40 lbs.	Double compartment painted steel waste receptacle with two circle top openings. Includes removeable plastic liners and a top text label and a body icon label for each stream.	Textured Grey RAL 7004	1,865.00	883.17	839.06	817.06	794.86	772.86	750.66
		DUNK-3	25 5/8" 37" 13 3/8"	50 lbs.	Triple compartment painted steel waste receptacle with circle/square/circle top openings. Includes removeable plastic liners and a top text label and a body icon label for each stream.	Textured Grey RAL 7004	2,250.00	1,065.49	1,012.28	985.73	958.95	932.40	905.63



# KASTA (CONTRACT #GS-07F-0308W - SIN #326199)

## BODY FINISH COLORS



Matte White RAL  
9003



Matte Grey White  
RAL 9002




Matte Beige RAL  
7032



Matte Grey RAL  
7001



Matte Anthracite  
RAL 7016



Matte Black RAL  
9011

## TOP FINISH COLORS



Matte White RAL  
9003



Matte Grey White  
RAL 9002




Matte Beige RAL  
7032



Matte Grey RAL  
7001



Matte Anthracite  
RAL 7016



Matte Black RAL  
9011



Matte Blue RAL  
5009



Matte Green RAL  
6011



Matte Brown RAL  
8002

## TOP OPENING CHOICES



45 Gal  
Waste 12" x 12"



45 Gal  
Recycling 4" x 12"



45 Gal  
Swing Top



35 Gal  
Waste 8" x 12"



35 Gal  
Recycling 4" x 12"



35 Gal  
Swing Top



30 Gal  
Waste 10" x 10"



30 Gal  
Recycling 4" x 10"




30 Gal  
Swing Top



22 Gal  
Waste 6" x 10"



22 Gal  
Recycling 4" x 10"



22 Gal  
Swing Top

## TEXT LABEL OPTIONS



Food  
Waste/Compost



Glass



Landfill



Paper



Plastic



Mixed Recycling



Metal

All KASTA units include 2 standard labels (text or icon labels). KASTA Text Labels are 5/8" high, widths vary.

To specify a counterbalanced swing top, add "-SW" (i.e. "KST-1616L-SW") after the KASTA model. Remember to add the applicable upcharge to the unit cost.

## ICON LABEL OPTIONS



Food  
Waste/Compost



Glass



Landfill



Paper



Plastic



Mixed Recycling



Metal

All KASTA units include 2 standard labels (text or icon labels). KASTA Icon label sizes vary and are approximately 2" high, widths vary.

## LABEL PLACEMENT



45 Gallon Label  
Reference



35 Gallon Label  
Reference



30 Gallon Label  
Reference



22 Gallon Label  
Reference

## ADDITIONAL NOTES

Magnuson Group collaborated with Gensler, serving as product design consultant, for KASTA.

Ships via common carrier.

Each KASTA unit includes 2 standard labels (text or icon labels), if desired.

Use model GNG-MAG-2XL ganging magnets to gang KASTA units together. For each point of contact between adjacent units being ganged together, a quantity of 1x GNG-MAG-2XL is required. For example, ganging 3x KASTA units together would require a quantity of 2x GNG-MAG-2XL.

Place ganging magnets on the inside steel walls of each adjacent unit by removing the internal liners. Position the units together with magnets facing each other to create the greatest pull.

Sample chips available.

## LABEL FINISH COLORS



Dark Grey Vinyl



White Vinyl

## HOW TO ORDER



Select Model



Select Body Color



Select Top Color





Select Top Opening






Select Label(s),  
Placement and  
Color

Example Order: Model # KST-1818L; Matte Grey RAL 7001 Body; Matte Blue RAL 5009 Top; Waste Opening; Ref A: Mixed Recycling Text Label in White; Ref B: Mixed Recycling Icon Label in White.



LINE ART	MODEL	H x W x D	WEIGHT	DESCRIPTION	COLOR/FINISH	LIST PRICE 1	GSA NET	LEVEL 1	LEVEL 2	LEVEL 3	LEVEL 4	LEVEL 5
	KST-1612L	28 1/4" 12" 16"	33 lbs.	Painted steel 22 gallon body rectangular waste receptacle with internal rigid liner, removable aluminum top, bag ring and adjustable glides.	Body in Matte White RAL 9003, Matte Grey White RAL 9002, Matte Beige RAL 7032, Matte Grey RAL 7001, Matte Anthracite RAL 7016 or Matte Black RAL 9011. Top in Matte White RAL 9003, Matte Grey White RAL 9002, Matte Beige RAL 7032, Matte Grey RAL 7001, Matte Anthracite RAL 7016, Matte Black RAL 9011, Matte Blue RAL 5009, Matte Green RAL 6011 or Matte Brown RAL 8002.	1,245.00	589.57	560.13	545.43	530.62	515.93	501.11
	KST-1616L	28 1/4" 16" 16"	39 lbs	Painted steel 30 gallon body square waste receptacle with internal rigid liner, removable aluminum top, bag ring and adjustable glides.	Body in Matte White RAL 9003, Matte Grey White RAL 9002, Matte Beige RAL 7032, Matte Grey RAL 7001, Matte Anthracite RAL 7016 or Matte Black RAL 9011. Top in Matte White RAL 9003, Matte Grey White RAL 9002, Matte Beige RAL 7032, Matte Grey RAL 7001, Matte Anthracite RAL 7016, Matte Black RAL 9011, Matte Blue RAL 5009, Matte Green RAL 6011 or Matte Brown RAL 8002.	1,345.00	636.93	605.12	589.24	573.24	557.37	541.36

	KST-1814L	33 1/4" 14" 18"	45 lbs.	Painted steel 35 gallon body rectangular waste receptacle with internal rigid liner, removable aluminum top, bag ring and adjustable glides.	Body in Matte White RAL 9003, Matte Grey White RAL 9002, Matte Beige RAL 7032, Matte Grey RAL 7001, Matte Anthracite RAL 7016 or Matte Black RAL 9011. Top in Matte White RAL 9003, Matte Grey White RAL 9002, Matte Beige RAL 7032, Matte Grey RAL 7001, Matte Anthracite RAL 7016, Matte Black RAL 9011, Matte Blue RAL 5009, Matte Green RAL 6011 or Matte Brown RAL 8002.	1,375.00	651.13	618.61	602.39	586.03	569.80	553.44
	KST-1818L	33 1/4" 18" 18"	52 lbs.	Painted steel 45 gallon body square waste receptacle with internal rigid liner, removable aluminum top, bag ring and adjustable glides.	Body in Matte White RAL 9003, Matte Grey White RAL 9002, Matte Beige RAL 7032, Matte Grey RAL 7001, Matte Anthracite RAL 7016 or Matte Black RAL 9011. Top in Matte White RAL 9003, Matte Grey White RAL 9002, Matte Beige RAL 7032, Matte Grey RAL 7001, Matte Anthracite RAL 7016, Matte Black RAL 9011, Matte Blue RAL 5009, Matte Green RAL 6011 or Matte Brown RAL 8002.	1,445.00	684.28	650.11	633.05	615.86	598.81	581.61
	GNG-MAG-2XL	12" 1 3/4" 5/8"	2 lbs.	Set of 2 magnets for ganging KASTA units together.		115.00	54.46	51.74	50.38	49.01	47.66	46.29

# PIC (CONTRACT #GS-07F-0308W - SIN #326199)

## BODY FINISH COLORS



Silver



White



Black Grey

## TOP FINISH COLORS



Black Grey



Silver



White



Blue



Green



Red



Yellow


## PIC-60 TOP OPENING CHOICES



-WA (Waste)  
7 5/8" X 7 5/8"



-PA (Paper)  
8 7/16" X 2 1/8"



-CI (Circle)  
4 1/4" Diameter



-SW (Swing Lid)  
8 9/16" X 8 9/16"



-PL (Planter)  
7 5/8" x 7 5/8"

To specify a top opening style or replace with a planter stream, add the top selection code (i.e. "PIC-60-WA" for Waste Opening) after the PIC model. Specify top selections from left to right and remember to add upcharges to the unit cost as applicable. Example: PIC-2x60-WA-PL for a double PIC unit with a waste opening on the left and a planter on the right.

## PIC-90R TOP OPENING CHOICES



-WA (Waste)  
7 11/16" X 13 9/16"



-PA (Paper)  
8 7/16" X 2 1/8"



-CI (Circle)  
4 1/4" Diameter



-SW (Swing Lid)  
8 9/16" X 8 9/16"



-PL (Planter)  
7 11/16" x 13 9/16"

To specify a top opening style or replace with a planter stream, add the top selection code (i.e. "PIC-90R-WA" for Waste Opening) after the PIC model. Specify top selections from left to right and remember to add upcharges to the unit cost as applicable. Example: PIC-2x90R-WA-PL for a double PIC unit with a waste opening on the left and a planter on the right.

## MULTI-LINGUAL LABEL OPTIONS



Cans



Compost



Glass



Recycling (Arrows)



Landfill



Organics



Paper



Plastic



Recycling (Bottles  
& Can)



Waste

All PIC units come with 1 standard label per stream.  
PIC Labels are 5 1/2" high by 5 1/2" wide.

## MULTI-LINGUAL LABEL FINISH COLORS



Traffic Grey Vinyl



White Vinyl

## HOW TO ORDER

#1

Select Model

#2

Select Body Color

#3

Select Top Opening Code(s) and add to Model (i.e. PIC-60-WA)

#4

Select Top Opening Color(s)

#5

Select Label(s) & Finish Colors

Example Order: PIC-2x60-WA-PA; White Body; Waste Left Opening in Silver, Paper Right Opening in Blue; Waste Label in Traffic Grey on Left, Paper Label in Traffic Grey on Right.

## ADDITIONAL NOTES

Ships via common carrier.

To specify a top opening style or replace with a planter stream, add the top selection code (i.e. "-WA" for Waste Opening) after the PIC model. Specify top selections from left to right and remember to add upcharges to the unit cost as applicable. Example: PIC-2x60-WA-PL for a double Pic unit with a waste opening on the left and a planter on the right (add planter stream upcharge).






PIC units with White bodies have Grey labels & PIC units with Silver bodies have White labels. PIC units with Black Grey bodies can have either White or Grey labels.

Each square and rectangular planter lid comes in 2 parts, split in half diagonally. This allows for easy lid removal with minimal handling or moving of the plant.





Each planter stream has a fully contained internal liner for plants that is 9 7/16" deep. The PIC-60 plant liner measures 9 7/16" x 9 7/16" at the top and 4 15/16" x 4 15/16" at the bottom. The PIC-90R plant liner measures 15 3/8" x 9 7/16" at the top and 10 13/16" x 4 15/16" at the bottom.

Sample chips available.



LINE ART	MODEL	H x W x D	WEIGHT	DESCRIPTION	COLOR/FINISH	LIST PRICE ⓘ	GSA NET	LEVEL 1	LEVEL 2	LEVEL 3	LEVEL 4	LEVEL 5
	PIC-60	26 15/16" 11 7/8" 11 7/8"	15 lbs.	Single compartment painted steel waste receptacle with 16 gallon body, internal bag ring, removable top and label. Can also be specified as a planter.	Body in White, Silver or Black Grey. Top in White, Silver, Black Grey, Blue, Green, Yellow or Red.	1,015.00	480.65	456.65	444.67	432.59	420.62	408.54
	PIC-2x60	26 15/16" 23 5/8" 11 7/8"	31 lbs.	Double compartment painted steel waste receptacle with 32 gallon body, internal bag rings, removable tops and labels. Can also be specified as a planter/receptacle combo or as a planter.	Body in White, Silver or Black Grey. Top in White, Silver, Black Grey, Blue, Green, Yellow or Red.	1,555.00	736.37	699.59	681.25	662.74	644.39	625.89
	PIC-3x60	26 15/16" 35 5/16" 11 7/8"	50 lbs.	Triple compartment painted steel waste receptacle with 48 gallon body, internal bag rings, removable tops and labels. Can also be specified as a planter/receptacle combo or as a planter.	Body in White, Silver or Black Grey. Top in White, Silver, Black Grey, Blue, Green, Yellow or Red.	2,285.00	1,082.07	1,028.02	1,001.06	973.87	946.90	919.71
	PIC-90R	26 15/16" 17 11/16" 11 7/8"	22 lbs.	Single compartment painted steel waste receptacle with 24 gallon body, internal bag ring, removable top and label. Can also be specified as a planter.	Body in White, Silver or Black Grey. Top in White, Silver, Black Grey, Blue, Green, Yellow or Red.	1,135.00	537.48	510.64	497.24	483.74	470.34	456.84
	PIC-2x90R	26 15/16" 35 5/16" 11 7/8"	50 lbs.	Double compartment painted steel waste receptacle with 48 gallon body, internal bag rings, removable tops and labels. Can also be specified as a planter/receptacle combo or as a planter.	Body in White, Silver or Black Grey. Top in White, Silver, Black Grey, Blue, Green, Yellow or Red.	2,285.00	1,082.07	1,028.02	1,001.06	973.87	946.90	919.71



	PIC-60: -SW	3 lbs.	Square counterbalanced swing lid with magnetic soft close. Replaces standard top on models PIC-60, PIC-2x60 & PIC-3x60.	Outside frame in White, Silver or Black Grey; Swing Lid in White, Silver, Black Grey, Blue, Green, Yellow or Red.	295.00	139.70	132.72	129.24	125.73	122.25	118.74
	PIC-90R: -SW	4 lbs.	Rectangular counterbalanced swing lid with magnetic soft close. Replaces standard top on models PIC-90R & PIC-2x90R.	Outside frame in White, Silver or Black Grey; Swing Lid in White, Silver, Black Grey, Blue, Green, Yellow or Red.	335.00	158.64	150.72	146.76	142.78	138.82	134.84
	PIC-60: -PL	2 lbs.	Planter stream includes fully contained internal plastic liner and 2 piece planter top. Replaces standard top on models PIC-60, PIC-2x60 & PIC-3x60 to create planter/receptacle combo or planter unit.	Top in White, Silver, Black Grey, Blue, Green, Yellow or Red.	115.00	54.46	51.74	50.38	49.01	47.66	46.29
	PIC-90R: -PL	2 lbs.	Planter stream includes fully contained internal plastic liner and 2 piece planter top. Replaces standard top on models PIC-90R & PIC-2x90R to create planter/receptacle combo or planter unit.	Top in White, Silver, Black Grey, Blue, Green, Yellow or Red.	125.00	59.19	56.24	54.76	53.28	51.80	50.31

PUP (CONTRACT #GS-07F-0308W - SIN #337121H)

BODY FINISH COLORS



Silver




White




Black Grey


TOP FINISH COLORS




Silver




White




Black Grey




Blue



Green



Yellow



Red

HOW TO ORDER



Select Model



Select Body Color



Select Top Ring Color

Example Order: PUP with White Body and Blue Top Ring

ADDITIONAL NOTES

Ships via UPS



LINE ART	MODEL	H x W x D	WEIGHT	DESCRIPTION	COLOR/FINISH	LIST PRICE ⓘ	GSA NET	LEVEL 1	LEVEL 2	LEVEL 3	LEVEL 4	LEVEL 5
	PUP	13 7/8" 9 13/16" 9 13/16"	9 lbs.	Square metal waste basket with removable top ring that conceals the internal waste bag. Capacity 5.5 gallons.	Body in White, Silver or Black Grey. Top Ring in White, Silver, Black Grey, Blue, Green, Yellow or Red.	295.00	139.70	132.72	129.24	125.73	122.25	118.74

RETTO (CONTRACT #GS-07F-0308W - SIN #326199)

LABEL OPTIONS



Cans



Cans & Bottles



Glass



Organics



Paper



Recycling



Waste

All RETTO units come with 1 standard label.  
RETTO labels are a 4"x4" square.

FINISH COLORS



Textured Bronze

MULTI-LINGUAL LABEL FINISH COLORS



White Vinyl

HOW TO ORDER



Select Model



Select Label

Example Order: RETTO-01 with Glass Label

ADDITIONAL NOTES

Ships via common carrier.

Sample chips available.



LINE ART	MODEL	H x W x D	WEIGHT	DESCRIPTION	COLOR/FINISH	LIST PRICE ⓘ	GSA NET	LEVEL 1	LEVEL 2	LEVEL 3	LEVEL 4	LEVEL 5
	RETTO-01	43 13/16" 17 11/16" 18 7/8"	93 lbs.	Outdoor waste receptacle with front opening and galvanized liner. Locking front door with concealed hinges. Capacity 26.4 gallons. One standard label included.	Textured Bronze	1,895.00	897.38	852.56	830.20	807.65	785.29	762.74
	RETTO-02	43 13/16" 17 11/16" 18 7/8"	93 lbs.	Outdoor waste receptacle with front opening and galvanized liner. Includes rectangular stainless steel ashtray on lid. Locking front door with concealed hinges. Capacity 26.4 gallons. One standard label included.	Textured Bronze	2,265.00	1,072.59	1,019.02	992.30	965.34	938.62	911.66

# RIGA (CONTRACT #GS-07F-0308W - SIN #326199)

## BODY FINISH COLORS



Stainless Steel RAL  
9006

## TOP FINISH COLORS




Silver

## TOP OPENING OPTIONS



Riga 10/20  
4 11/16"Hx4 11/16"W



Riga 30/40  
6 7/8"Hx6 7/8"W

## HOW TO ORDER



Select Model



Select Top Color

Example Order: RIGA-20-P with Top in Blue RAL 5000





## ADDITIONAL NOTES

Riga-10 ships via UPS; Riga-20/30/40 ship via common carrier.

Riga Stainless Steel units are suitable for outdoor use under cover.

Sample chips available.



LINE ART	MODEL	H x W x D	WEIGHT	DESCRIPTION	COLOR/FINISH	LIST PRICE ⓘ	GSA NET	LEVEL 1	LEVEL 2	LEVEL 3	LEVEL 4	LEVEL 5
	RIGA-10	19 5/16" 9 13/16" 9 13/16"	11 lbs.	Stainless steel waste receptacle with painted top and plastic base. Integrated bag ring. Top lifts out to change bag. Capacity 5.3 gallons.	Stainless Steel body with painted top in Silver RAL 9006.	975.00	461.71	438.65	427.15	415.55	404.04	392.44
	RIGA-20	27 15/16" 9 13/16" 9 13/16"	15 lbs.	Stainless steel waste receptacle with painted top and plastic base. Integrated bag ring. Top lifts out to change bag. Capacity 7.9 gallons.	Stainless Steel body with painted top in Silver RAL 9006.	1,235.00	584.84	555.63	541.05	526.36	511.78	497.09
	RIGA-30	28 3/4" 12 3/16" 12 3/16"	19 lbs.	Stainless steel waste receptacle with painted top. Integrated bag ring. Top lifts out to change bag. Capacity 13.2 gallons.	Stainless Steel body with painted top in Silver RAL 9006.	1,395.00	660.60	627.61	611.15	594.55	578.09	561.49
	RIGA-40	29 15/16" 13 3/4" 13 3/4"	22 lbs.	Stainless steel waste receptacle with painted top. Integrated bag ring. Top lifts out to change bag. Capacity 23.8 gallons.	Stainless Steel body with painted top in Silver RAL 9006.	1,595.00	755.31	717.59	698.77	679.79	660.97	641.99

# RUNDA (CONTRACT #GS-07F-0308W - SIN #326199)

## FINISH COLORS



Textured Black





Textured White

## ADDITIONAL NOTES

Ships via UPS.

Sample chips available.



LINE ART	MODEL	H x W x D	WEIGHT	DESCRIPTION	COLOR/FINISH	LIST PRICE ⓘ	GSA NET	LEVEL 1	LEVEL 2	LEVEL 3	LEVEL 4	LEVEL 5
	RUNDA	13" 10" 10"	7 lbs.	Round painted steel desk side receptacle with internal bag ring and angled top. 3.4 gallon capacity.	Textured Black Ral 9011 or Textured White 9010	265.00	125.49	119.22	116.10	112.94	109.82	106.66

# SLOPE (CONTRACT #GS-07F-0308W - SIN #326199)

## BODY FINISH COLORS



Anodized Silver



Dark Anthracite



Lunar White

## TOP FINISH COLORS



Anodized Silver



Dark Anthracite



Lunar White



Capri Blue



Copper Brown



Fern Green

## TOP OPENING CHOICES



Waste  
8"Hx9"W



Paper  
2"Hx12"W



Recycling  
9"Hx4 1/4"W

## DOUBLE TOP OPENING CHOICES



Waste / Waste  
9 1/16"Hx5"W



Waste / Recycling  
9 1/16"Hx5"W  
9 1/16"Hx4 1/2"W



Waste / Paper  
9 1/16"Hx5"W  
9 1/16"Hx2"W



Recycling /  
Recycling  
9 1/16"Hx4 1/2"W  
9 1/16"Hx4 1/2"W



Recycling / Paper  
9 1/16"Hx4 1/2"W  
9 1/16"Hx2"W

## STANDARD ENGLISH LABEL OPTIONS




Waste



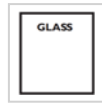
Paper



Recycling



Plastic



Glass



Organics



Cans



Compost



Landfill

All SLOPE units come with 1 label per stream.  
SLOPE Labels are 1.2" high, widths vary.

SLOPE DOUBLE Labels are 1" high, widths vary.

## MULTI-LINGUAL LABEL OPTIONS



Cans



Compost



Glass



Landfill



Organics



Paper



Plastic



Recycling (Arrows)



Recycling (Bottles  
& Cans)



Waste

All SLOPE units come with 1 label per stream.  
SLOPE Multi Lingual Labels are 4 5/8" diameter in size.



MULTI-LINGUAL LABEL FINISH COLORS



Black Vinyl



Cactus Green Vinyl



Dark Grey Vinyl



Sunflower Vinyl



Vivid Blue Vinyl



White Vinyl

ADDITIONAL NOTES

Ships via common carrier

SLOPE units with White bodies have Dark Grey labels as a default & SLOPE units with Silver or Dark Anthracite bodies have White labels as a default.

Specify on order if Multi Lingual label is to be supplied in lieu of standard English label.

Single top opening units include one label, double top openings include two labels. Labels are placed on top of lid above top opening. Labels for double top units will be printed in slightly smaller font size in order to ensure fit.

Sample chips available.

HOW TO ORDER



Select Model



Select Body Color



Select Top Color





Select Top Opening(s)




Select Top Opening Color(s)

Example Order: Model # SLP-02L-DBL / #1 Dark Anthracite Body / #2 Capri Blue Top / #3 Recycling/Recycling Opening / #4 Cans label on left side, Plastic Label on right side.



LINE ART	MODEL	H x W x D	WEIGHT	DESCRIPTION	COLOR/FINISH	LIST PRICE ⓘ	GSA NET	LEVEL 1	LEVEL 2	LEVEL 3	LEVEL 4	LEVEL 5
	SLP-01 PTD	38" 16 7/8" 18 1/8"	35 lbs	Painted steel waste receptacle with 38 gallon body, single top opening, integrated bag arms and non-skid glides.	Body in Anodized Silver, Dark Anthracite or Lunar White. Top in Anodized Silver, Dark Anthracite, Lunar White, Capri Blue, Copper Brown or Fern Green.	925.00	438.04	416.16	405.24	394.24	383.32	372.31
	SLP-01L PTD	38" 16 7/8" 18 1/8"	43 lbs	Painted steel waste receptacle with 38 gallon body, single top opening, internal rigid liner, integrated bag arms and non-skid glides.	Body in Anodized Silver, Dark Anthracite or Lunar White. Top in Anodized Silver, Dark Anthracite, Lunar White, Capri Blue, Copper Brown or Fern Green.	955.00	452.24	429.65	418.39	407.02	395.75	384.39

	SLP-01L-DBL PTD	38" 16 7/8" 18 1/8"	43 lbs	Painted steel waste receptacle with 38 gallon body, double top opening. Internal rigid liners, integrated bag arms and non-skid glides.	Body in Anodized Silver, Dark Anthracite or Lunar White. Top in Anodized Silver, Dark Anthracite, Lunar White, Capri Blue, Copper Brown or Fern Green.	1,345.00	636.93	605.12	589.24	573.24	557.37	541.36
	SLP-GLD			Optional adjustable glides (must be ordered at same time as unit).	Black	78.00	36.94	35.09	34.17	33.24	32.32	31.40

# SLOPE JR. (CONTRACT #GS-07F-0308W - SIN #326199)

## BODY FINISH COLORS



Anodized Silver



Dark Anthracite



Lunar White

## TOP FINISH COLORS



Anodized Silver



Dark Anthracite



Lunar White



Capri Blue



Copper Brown



Fern Green

## TOP OPENING CHOICES



Waste  
8"Hx9"W



Paper  
2"Hx12"W



Recycling  
9"Hx4 1/4"W

## DOUBLE TOP OPENING CHOICES



Waste / Waste  
9 1/16"Hx5"W



Waste / Recycling  
9 1/16"Hx5"W  
9 1/16"Hx4 1/2"W



Waste / Paper  
9 1/16"Hx5"W  
9 1/16"Hx2"W



Recycling /  
Recycling  
9 1/16"Hx4 1/2"W  
9 1/16"Hx4 1/2"W



Recycling / Paper  
9 1/16"Hx4 1/2"W  
9 1/16"Hx2"W

## STANDARD ENGLISH LABEL OPTIONS




Waste



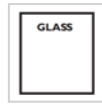
Paper



Recycling



Plastic



Glass



Organics



Cans



Compost



Landfill

## MULTI-LINGUAL LABEL OPTIONS



Cans



Compost



Glass



Landfill



Organics



Paper



Plastic



Recycling (Arrows)



Recycling (Bottles  
& Cans)



Waste

All SLOPE Jr. units come with 1 label per stream.  
SLOPE Labels are 1.2" high, widths vary.

SLOPE DOUBLE Labels are 1" high, widths vary.

All SLOPE Jr. units come with 1 label per stream.  
SLOPE Multi Lingual Labels are 4 5/8" diameter in size.

MULTI-LINGUAL LABEL FINISH COLORS



Black Vinyl



Cactus Green Vinyl



Dark Grey Vinyl



Sunflower Vinyl



Vivid Blue Vinyl



White Vinyl

ADDITIONAL NOTES

Ships via common carrier

Specify on order if Multi Lingual Label is to be supplied in lieu of standard English label.

Single top opening units include one label, double top openings include two labels. Labels are placed on top of lid above top opening. Labels for double top units will be printed in slightly smaller font size in order to ensure fit.

Sample chips available.

HOW TO ORDER



Select Model



Select Body Color



Select Top Color





Select Top Opening(s)




Select Top Opening Color(s)

Example Order: Model # SLP-02L-DBL / #1 Dark Anthracite Body / #2 Capri Blue Top / #3 Recycling/Recycling Opening / #4 Cans label on left side, Plastic Label on right side.



LINE ART	MODEL	H x W x D	WEIGHT	DESCRIPTION	COLOR/FINISH	LIST PRICE ⓘ	GSA NET	LEVEL 1	LEVEL 2	LEVEL 3	LEVEL 4	LEVEL 5
	SLP-02 PTD	32" 16 7/8" 18 1/8"	32 lbs.	Painted steel waste receptacle with 32 gallon body, single top opening, integrated bag arms and non-skid glides.	Body in Anodized Silver, Dark Anthracite or Lunar White. Top in Anodized Silver, Dark Anthracite, Lunar White, Capri Blue, Copper Brown or Fern Green.	825.00	390.68	371.17	361.43	351.62	341.88	332.06
	SLP-02L PTD	32" 16 7/8" 18 1/8"	40 lbs.	Painted steel waste receptacle with 32 gallon body, internal rigid liner, single top opening, integrated bag arms and non-skid glides.	Body in Anodized Silver, Dark Anthracite or Lunar White. Top in Anodized Silver, Dark Anthracite, Lunar White, Capri Blue, Copper Brown or Fern Green.	915.00	433.30	411.66	400.86	389.97	379.18	368.29

	SLP-02L-DBL PTD	32" 16 7/8" 18 1/8"	40 lbs	Painted steel waste receptacle with 32 gallon body, internal rigid liners, double top opening, integrated bag arms and non-skid glides.	Body in Anodized Silver, Dark Anthracite or Lunar White. Top in Anodized Silver, Dark Anthracite, Lunar White, Capri Blue, Copper Brown or Fern Green.	1,325.00	627.46	596.12	580.48	564.72	549.08	533.31
	SLP-GLD			Optional adjustable glides (must be ordered at same time as unit).	Black	78.00	36.94	35.09	34.17	33.24	32.32	31.40

# SORTMATE (CONTRACT #GS-07F-0308W - SIN #326199)

## BODY FINISH COLORS



Silver



White



Black

## TOP FINISH COLORS



Silver



White



Black



Blue



Green



Red



Yellow

## HOW TO ORDER

#1

Select Base Model  
(TR-10 or TR-50)

#2

Select Optional  
Accompanying  
Hanging Side  
Models (TR-20 or  
TR-30)






#3

Select Optional  
Corresponding  
Colored Lids (TR-  
40, TR-51 or TR-11)



## ADDITIONAL NOTES

Ships via UPS

LINE ART	MODEL	H x W x D	WEIGHT	DESCRIPTION	COLOR/FINISH	LIST PRICE <sup>1</sup>	GSA NET	LEVEL 1	LEVEL 2	LEVEL 3	LEVEL 4	LEVEL 5
	TR-10-REC	13 3/8" 13 1/16" 9 5/8"	5 lbs.	6.9 gallon main bin	Recycled Black polypropylene	105.00	49.72	47.24	46.00	44.75	43.51	42.26
	TR-10-PP	13 3/8" 13 1/16" 9 5/8"	5 lbs.	6.9 gallon main bin	White or Silver polypropylene	145.00	68.67	65.24	63.52	61.80	60.09	58.36
	TR-20-REC	13 5/8" 9 5/16" 6 13/16"	3 lbs.	2.4 gallon large side bin	Recycled Black polypropylene	72.00	34.10	32.39	31.54	30.69	29.84	28.98
	TR-20-PP	13 5/8" 9 5/16" 6 13/16"	3 lbs.	2.4 gallon large side bin	White or Silver polypropylene	98.00	46.41	44.09	42.93	41.77	40.61	39.45
	TR-30-REC	7 3/16" 9 5/16" 6 13/16"	1 lb.	1.3 gallon small side bin	Recycled Black polypropylene	50.00	23.68	22.50	21.91	21.31	20.72	20.13

	TR-30-PP	7 3/16" 9 5/16" 6 13/16"	1 lb.	1.3 gallon small side bin	White or Silver polypropylene	65.00	30.78	29.24	28.48	27.70	26.94	26.16
	TR-40	N/A 9 5/16" 6 13/16"	1/4 lb.	Lid for TR20 and TR30	White, Black, Blue, Red, Green, Yellow or Silver	35.00	16.57	15.75	15.33	14.92	14.50	14.09
	TR-50-REC	13 5/8" 10 1/16" 10 3/16"	4 lbs.	4.75 gallon bin	Recycled Black polypropylene	80.00	37.88	35.99	35.05	34.10	33.15	32.20
	TR-50-PP	13 5/8" 10 1/16" 10 3/16"	4 lbs.	4.75 gallon bin	White or Silver polypropylene	149.00	70.56	67.04	65.28	63.50	61.75	59.97
	TR-51	N/A 6 3/8" 10"	1/2 lb.	Painted Steel Lid for TR-50	White, Silver, Black, Red, Green, Yellow, Blue	65.00	30.78	29.24	28.48	27.70	26.94	26.16
	TR-11	N/A 9 13/16" 10 7/8"	1 lb.	Painted Steel Lid for TR-10	White, Silver, Black, Red, Green, Yellow, Blue	62.00	29.36	27.89	27.16	26.42	25.69	24.96

# SOTARE (CONTRACT #GS-07F-0308W - SIN #326199)

## BODY FINISH COLORS



Bronze Metallic



Anodized Silver



Dark Anthracite



Lunar White

## HALF-ELLIPTICAL TOP OPENING CHOICES



Waste  
12-1/8"x11-3/4"



Circle  
4-1/4" diameter



Paper  
1-1/2"x11-3/4"



Circle / Circle  
4-1/4" diameter



Circle / Waste  
4-1/4" diameter  
4-3/8"x11-3/4"



Paper / Circle  
1-1/2"x11-3/4"  
4-1/4" diameter



Waste / Waste  
4-3/8"x11-3/4"



Paper / Waste  
1-1/2"x11-3/4"  
4-3/8"x11-3/4"

## MULTI-LINGUAL LABEL OPTIONS



Cans



Compost



Glass



Landfill



Organics



Paper



Plastic



Recycling (Arrows)



Recycling (Bottles  
& Cans)



Waste

SOTARE SO1809L units come with 1 standard label  
SOTARE SO1818L units come with 2 standard labels.  
SOTARE Labels are 4 5/8" diameter in size.

## TOP FINISH COLORS



Bronze Metallic



Anodized Silver



Dark Anthracite



Lunar White

## QUARTER-ELLIPTICAL TOP OPENING CHOICES



Waste - Right  
4-3/8"x11-3/4"



Circle - Right  
4-1/4" diameter



Paper - Right  
1-1/2"x11-3/4"



Waste - Left  
4-3/8"x11-3/4"



Circle - Left  
4-1/4" diameter



Paper - Left  
1-1/2"x11-3/4"

## MULTI-LINGUAL LABEL FINISH COLORS



Black Vinyl



Cactus Green Vinyl



Dark Grey Vinyl



Sunflower Vinyl



Vivid Blue Vinyl



White Vinyl



HOW TO ORDER

#1

#2

#3

#4

#5

Select Model      Select Body Color      Select Top Color      Select Top Opening      Select Label

Example Order: Model # SO1818L-DBL | #1 Anodized Silver Body | #2 Anodized Silver Top | #3 Circle-Waste Openings | #4 Cans & Waste Labels  
Example Order: Model # SO1809L-LEFT | #1 Anodized Silver body | #2 Lunar White Top | #3 Paper Opening | #4 Paper label



LINE ART	MODEL	H x W x D	WEIGHT	DESCRIPTION	COLOR/FINISH	LIST PRICE <sup>1</sup>	GSA NET	LEVEL 1	LEVEL 2	LEVEL 3	LEVEL 4	LEVEL 5
	SO1818L	33 3/4" 18" 18"	49 lbs.	Half elliptical shaped waste receptacle with 34 gallon body, internal rigid liner, removable wire bag ring and adjustable glides. Single top opening. Includes two standard labels.	Dark Anthracite, Anodized Silver, Lunar White, or Bronze Metallic	2,075.00	982.62	933.54	909.06	884.37	859.88	835.19
	SO1818L-DBL	33 3/4" 18" 18"	49 lbs.	Half elliptical shaped waste receptacle with 34 gallon body, internal rigid liner, 2 removable wire bag rings and adjustable glides. Double top opening. Includes two standard labels.	Dark Anthracite, Anodized Silver, Lunar White, or Bronze Metallic	2,285.00	1,082.07	1,028.02	1,001.06	973.87	946.90	919.71
	SO1809L-LEFT	33 3/4" 9" 18"	37 lbs.	Left side quarter elliptical shaped waste receptacle with 14 gallon body, internal rigid liner, removable wire bag ring and adjustable glides. Includes one standard label.	Dark Anthracite, Anodized Silver, Lunar White, or Bronze Metallic	1,655.00	783.73	744.58	725.06	705.36	685.83	666.14
	SO1809L-RIGHT	33 3/4" 9" 18"	37 lbs.	Right side quarter elliptical shaped waste basket with 14 gallon body, internal rigid liner, removable wire bag ring and adjustable glides. Includes one standard label.	Dark Anthracite, Anodized Silver, Lunar White, or Bronze Metallic	1,655.00	783.73	744.58	725.06	705.36	685.83	666.14

ADDITIONAL NOTES

Ships via common carrier.

SOTARE half elliptical units receive two labels per unit. SOTARE quarter elliptical units receive one label per unit.

SOTARE units can also be configured with our Valuta family of receptacles.

Use magnets (model GNG-MAG-2; containing 2 magnets) to gang VALUTA/SOTARE units together. For each point of contact between adjacent units being ganged together, 2 magnets are required. For example, ganging 2 SOTARE units together would require 1 pair of ganging magnets.

Place ganging magnets on the inside steel walls of each adjacent unit by removing the internal liners. Position the units together with magnets facing each other to create the greatest pull.

Sample paint chips available.

# STORLEK (CONTRACT #GS-07F-0308W - SIN #326199)


## BODY FINISH COLORS



Bronze Metallic



Anodized Silver




Dark Anthracite



Lunar White


## TOP OPENING CHOICES



Waste  
14 3/4" Square



Paper  
2"Wx18"L



Circle  
8" Diameter

## FRAME & TOP FINISH COLORS



Bronze Metallic



Anodized Silver



Dark Anthracite



Lunar White

## MULTI-LINGUAL LABEL OPTIONS



Cans



Compost



Glass



Landfill



Organics



Paper



Plastic



Recycling (Arrows)



Recycling (Bottles  
& Cans)



Waste

All STORLEK units come with 1 standard label.  
STORLEK Labels are 9" diameter in size.

## MULTI-LINGUAL LABEL FINISH COLORS



Black Vinyl



Cactus Green Vinyl



Dark Grey Vinyl



Sunflower Vinyl




Vivid Blue Vinyl



White Vinyl

## LABEL PLACEMENT REFERENCE



Ref. 1 - Front Door



Ref. 2 - Right Side



Ref. 3 - Rear



Ref. 4 - Left Side

HOW TO ORDER

#1

Select Model

#2

Select Trim / Top Color

#3

Select Panel Colors

#4

Select Label

#5

Select Placement Choice

Example Order: ST-10 / Anodized Silver Frame & Top / Dark Anthracite Side Panels / Waste Label on Ref 1 Front Door



LINE ART	MODEL	H x W x D	WEIGHT	DESCRIPTION	COLOR/FINISH	LIST PRICE ⓘ	GSA NET	LEVEL 1	LEVEL 2	LEVEL 3	LEVEL 4	LEVEL 5
	ST-10	39 1/2" 23 7/8" 23 7/8"	94 lbs.	Painted steel waste receptacle with 70 gallon body, internal rigid liner, square waste top opening and front opening door with lock. One standard label included.	Panels in Dark Anthracite, Anodized Silver, Lunar White or Bronze Metallic. Frame, top & base in Dark Anthracite, Anodized Silver, Lunar White or Bronze Metallic.	2,725.00	1,290.43	1,225.98	1,193.82	1,161.40	1,129.24	1,096.81
	ST-11	39 1/2" 23 7/8" 23 7/8"	94 lbs.	Painted steel waste receptacle with 70 gallon body, internal rigid liner, circle recycling top opening and front opening door with lock. One standard label included.	Panels in Dark Anthracite, Anodized Silver, Lunar White or Bronze Metallic. Frame, top & base in Dark Anthracite, Anodized Silver, Lunar White or Bronze Metallic.	2,725.00	1,290.43	1,225.98	1,193.82	1,161.40	1,129.24	1,096.81
	ST-12	39 1/2" 23 7/8" 23 7/8"	94 lbs.	Painted steel waste receptacle with 70 gallon body, internal rigid liner, paper top opening and front opening door with lock. One standard label included.	Panels in Dark Anthracite, Anodized Silver, Lunar White or Bronze Metallic. Frame, top & base in Dark Anthracite, Anodized Silver, Lunar White or Bronze Metallic.	2,725.00	1,290.43	1,225.98	1,193.82	1,161.40	1,129.24	1,096.81
	ST-20	48" 23 7/8" 23 7/8"	106 lbs.	Painted steel waste receptacle with tray top, 70 gallon body, internal rigid liner, waste top opening and front opening door with lock. One standard label included. Tray top fits most standard food service trays.	Panels in Dark Anthracite, Anodized Silver, Lunar White or Bronze Metallic. Frame, top & base in Dark Anthracite, Anodized Silver, Lunar White or Bronze Metallic.	3,095.00	1,465.64	1,392.44	1,355.92	1,319.09	1,282.57	1,245.74

ADDITIONAL NOTES

Ships via common carrier.

STORLEK comes with a lock and two keys. Facing the front of the unit, the lock is located on the right side and the hinge is on the left.

Substitute standard lock for a brass pull knob by adding model ST-KNOB to your purchase order.

Sample paint chips available.

# TRADA (CONTRACT #GS-07F-0308W - SIN #326199)

## BODY FINISH COLORS



Britebond Silver



Mineral Bronze



Sky White

## TOP & STEP FINISH COLORS



Britebond Silver



Clementine Orange



Marigold Yellow



Marine Blue



Mineral Bronze



Sea Green



Sky White

## LABEL FINISH COLORS



Black Vinyl



Bright Orange Vinyl



Cactus Green Vinyl



Dark Grey Vinyl



Sunflower Vinyl



Vivid Blue Vinyl



White Vinyl

## ADDITIONAL NOTES

Ships via common carrier.

Sample chips available.

## TOP OPENING CHOICES



Waste  
14 1/4" x 8 1/4"



Paper  
2" x 14 1/4"



Circle  
4 1/4" Diameter

## MULTI-LINGUAL LABEL OPTIONS



Glass




Landfill



Recycling (Arrows)



Organics



Paper



Compost



Waste



Recycling (Bottles  
& Cans)



Plastic



Cans

All TRADA units come with 1 standard label.  
TRADA Labels are 5" high, widths vary.

## HOW TO ORDER



Select Model



Select Body Color



Select Top Opening  
(for TRADA-01  
only)





Select Top Color



Select Label &  
Color

Example Order: TRADA-01; Sky White Body; Waste Opening in Sea Green; Compost Label in Cactus Green



LINE ART	MODEL	H x W x D	WEIGHT	DESCRIPTION	COLOR/FINISH	LIST PRICE <sup>1</sup>	GSA NET	LEVEL 1	LEVEL 2	LEVEL 3	LEVEL 4	LEVEL 5
	TRADA-01	30" 18 5/16" 12 1/4"	50 lbs.	Painted steel 24 gallon body waste receptacle with three top opening options, internal rigid liner and bag ring. adjustable glides. One standard label included. Liner capacity 16 gallons.	Body in Sky White, Britebond Silver or Mineral Bronze. Top in Sky White, Britebond Silver, Mineral Bronze, Sea Green, Marigold Yellow, Marine Blue or Clementine Orange.	1,495.00	707.96	672.60	654.96	637.17	619.53	601.74
	TRADA-STEP	30" 18 5/16" 14 1/4"	53 lbs.	Painted steel 24 gallon body waste receptacle with step mechanism with soft close, internal rigid liner and bag ring. Closed top, adjustable glides. One standard label included. Liner capacity 16 gallons. Top and step are painted the same color.	Body in Sky White, Britebond Silver or Mineral Bronze. Top in Sky White, Britebond Silver, Mineral Bronze, Sea Green, Marigold Yellow, Marine Blue or Clementine Orange.	1,895.00	897.38	852.56	830.20	807.65	785.29	762.74

# TROSA (CONTRACT #GS-07F-0308W - SIN #326199)

## BODY FINISH COLORS



Textured White RAL 9003




Textured Beige RAL 7032



Textured Grey RAL 7001



Textured Anthracite RAL 7016



Textured Black RAL 9011

## TOP FINISH COLORS



Textured White RAL 9003




Textured Beige RAL 7032



Textured Grey RAL 7001



Textured Anthracite RAL 7016



Textured Black RAL 9011



Textured Blue RAL 5009



Textured Green RAL 6011

## TOP OPENING CHOICES



Waste  
11 1/2" x 11 1/2"



Recycling  
5" x 11 1/2"

## MULTI-LINGUAL LABEL OPTIONS



Cans



Compost



Glass



Landfill



Organics



Paper



Plastic



Recycling (Arrows)



Recycling (Bottles  
& Cans)



Waste

## MULTI-LINGUAL LABEL FINISH COLORS



Dark Grey Vinyl



White Vinyl

## HOW TO ORDER



Select Model



Select Body Color



Select Top Color



Select Top Opening



Select Label(s)

ADDITIONAL NOTES

Ships via common carrier.



Use ganging kit model TRO-GNG containing pair of ganging brackets to join adjustable glides beneath adjacent units & spacer magnets placed in between units to gang TROSA units together. For each point of contact between adjacent units being ganged together, a quantity of 1 TRO-GNG is required. For example, ganging 3 TROSA units together would require a quantity of 2x TRO-GNG.

To specify TROSA with a locking front access door, add “-LOCK” to the end of the model and include the upcharge in the price. Example: A-TRO-1818L-LOCK.

The available lock upgrade for TROSA includes a locking front access door and one key. Facing the front of the unit, the lock is located on the right side of the door and the hinge is on the left side of the door.

Sample chips available.



LINE ART	MODEL	H x W x D	WEIGHT	DESCRIPTION	COLOR/FINISH	LIST PRICE ⓘ	GSA NET	LEVEL 1	LEVEL 2	LEVEL 3	LEVEL 4	LEVEL 5
	A-TRO-1818L	40 1/4" 18" 18"	66 lbs.	Angled top painted steel 42 gallon body waste receptacle with front access door, internal rigid liner and adjustable glides.	Body in Textured White RAL 9003, Textured Beige RAL 7032, Textured Grey RAL 7001, Textured Anthracite RAL 7016 or Textured Black RAL 9011. Top in Textured White RAL 9003, Textured Beige RAL 7032, Textured Grey RAL 7001, Textured Anthracite RAL 7016, Textured Black RAL 9011, Textured Blue RAL 5009 or Textured Green RAL 6011.	1,695.00	802.67	762.58	742.58	722.41	702.41	682.24
	TRO-GNG			Ganging kit includes pair of ganging brackets to join adjustable glides beneath adjacent units & spacer magnets placed in between units.	Ganging bracket in Textured Anthracite RAL 7016; Magnets in Black.	145.00	68.67	65.24	63.52	61.80	60.09	58.36

# TROSA SIGNAGE (CONTRACT #GS-07F-0308W - SIN #326199)


## SIGNAGE GRAPHICS



Cans



Compost



Glass



Landfill



Organics



Paper



Plastic



Recycling



Waste

TROSA Graphics are 12" high by 8" wide.

## HOW TO ORDER

#1

Select Model

#2

Select Signage  
Graphic

#3

Select Signage  
Graphic Finish  
Color

1. Select either the signage holder with MG graphics (TRO-MAG-R or TRO-ADH-P) or signage holder with acrylic front and customer provided graphics (TRO-ACR).

2. If MG graphic option (TRO-MAG-R or TRO-ADH-P) is specified:

- Select an MG graphic\*\*
- Select icon & text color (painted steel sign and graphic background will always be white) – Dark Grey, Blue or Green
- Select removeable (magnetic; TRO-MAG-R) or permanent (adhesive backed; TRO-ADH-P) graphic attachment.

\*\*Graphic options can be modified for an upcharge. Contact customer service for details.

Example Order: TRO-MAG-R with Waste graphic in Blue

## ICON & TEXT FINISH COLORS



Dark Grey



Green



Blue

## ADDITIONAL NOTES

Ships via common carrier.




TROSA Sign Holder is made of painted steel and is secured to the back of Trosa receptacles. There are two unique signage offerings for each model:

1. Painted Steel Sign Holder with MG Graphics (TRO-MAG-R or TRO-ADH-P) —The 8" x 12" graphic is applied directly to the painted steel sign holder, leaving no painted steel exposed. Each unique graphic is available in white with icons & text in 3 finish options. This graphic can be either removeable (magnetic - TRO-MAG-R) or permanent (adhesive backed - TRO-ADH-P).

2. Painted Steel Sign Holder with Acrylic Front and Customer Created Graphic Insert (TRO-ACR)—A removeable acrylic cover allows for the use of custom signage using 8 1/2" x 11" sized media (or smaller.) This flexible option provides the ability for customer designed & produced signage.





LINE ART	MODEL	H x W x D	WEIGHT	DESCRIPTION	COLOR/FINISH	LIST PRICE <sup>1</sup>	GSA NET	LEVEL 1	LEVEL 2	LEVEL 3	LEVEL 4	LEVEL 5
	A-TRO-ACR	18 1/4" 8 3/4" 1/4"	4 lbs.	For Flat Top (A-) Trosa models: Painted steel signage holder with acrylic front to hold customer supplied printed graphics. Sign holder attaches to back of TROSA receptacles.	Painted steel signage holder in Textured White RAL 9003.	175.00	82.87	78.73	76.67	74.59	72.52	70.44
	A-TRO-MAG-R	18 1/4" 8 3/4" 1/8"	4 lbs.	For Flat Top (A-) Trosa models: Painted steel signage holder with a removable magnetic graphic. Sign holder attaches to back of TROSA receptacles.	Painted steel signage holder in Textured White RAL 9003. Magnetic signage in Matte White with Dark Grey, Blue or Green icons and text.	175.00	82.87	78.73	76.67	74.59	72.52	70.44
	A-TRO-ADH-P	18 1/4" 8 3/4" 1/8"	4 lbs.	For Flat Top (A-) Trosa models: Painted steel signage holder with a permanent adhesive graphic. Sign holder attaches to back of TROSA receptacles.	Painted steel signage holder in Textured White RAL 9003. Permanent signage in Matte White with Dark Grey, Blue or Green icons and text.	175.00	82.87	78.73	76.67	74.59	72.52	70.44

BODY FINISH COLORS



Sky White



Mineral Bronze



Black Grey



Signal Grey

SIDE PANEL/HOOD/TOP INSERT FINISH COLORS



Sea Green



Sky White



Mineral Bronze




Marigold Yellow



Marine Blue



Clementine Orange



Black Grey



Signal Grey


TOP OPENING CHOICES



Waste  
10 11/16"x10 3/16"



Paper  
2"x14"



Circle  
5" Diameter

MULTI-LINGUAL LABEL OPTIONS



Waste



Paper



Cans



Landfill



Plastic



Glass



Organics



Recycling (Bottles  
& Cans)



Recycling (Arrows)



Compost

All UMEA units come with 1 standard label per stream.  
UMEA Labels are 4 3/4" high, widths vary.

MULTI-LINGUAL LABEL OPTIONS CANADA



WASTE-DECHETS

Waste



PAPER-PAPIER

Paper



CANS-CANETTES

Cans



LANDFILL-DECHARGE

Landfill



PLASTIC-PLASTIQUE

Plastic



GLASS-VERRE

Glass



ORGANICS-ORGANQUES

Organics



RECYCLING-RECYCLAGE

Recycling (Bottles & Cans)



RECYCLING-RECYCLAGE

Recycling (Arrows)



COMPOST-COMPOST

Compost

All UMEA units come with 1 standard label per stream.  
UMEA Labels are 4 3/4" high, widths vary.

OPTIONAL SIDE-PANEL CUTOUTS OR ADVERTISING PANEL



Waste



Recycling



Advertising Panel

ADDITIONAL NOTES

Ships via common carrier.

UMEA comes with a slotted latch on each door and two opening tools. Facing the front of the unit, each latch is located on the right side of the door and the hinge is on the left side of the door.

Substitute standard slotted latch for a brass pull knob by adding model UMEA-KNOB to your purchase order. Order one knob per latch needing replacement (i.e. for UMEA-30, order 3x). Knobs are for indoor use only.

Sample chips available.

LABEL FINISH COLORS



Black Vinyl



Bright Orange Vinyl



Cactus Green Vinyl



Dark Grey Vinyl



Sunflower Vinyl



Vivid Blue Vinyl



White Vinyl

HOW TO ORDER

#1

Select Model

#2

Select Body Color

#3

Select Top Opening Code(s) and add to Model (i.e. PIC-60-WA)

#4

Select Side Panel/Hood + Color(s)

#5





Select Labels & Colors





#6






Select Optional Side Panel Cutouts

Example Order: UMEA-21; Sky White Body; Waste Left Opening in Marine Blue | Circle Right Opening in Clementine Orange; Sky White Hood; Sky White Side Panels with Waste Cutout; Waste Label on Left in Vivid Blue | Recycling (Arrows) Label on Right in Bright Orange.



LINE ART	MODEL	H x W x D	WEIGHT	DESCRIPTION	COLOR/FINISH	LIST PRICE <sup>1</sup>	GSA NET	LEVEL 1	LEVEL 2	LEVEL 3	LEVEL 4	LEVEL 5
	UMEA-10	35 1/2" 22" 18 1/2"	72 lbs.	Single 40 gallon body waste receptacle with internal rigid liner, slotted latch front opening and painted side panels. One top opening.	Body in Sky White, Signal Grey, Black Grey or Mineral Bronze. Side panels and top insert in Sky White, Signal Grey, Black Grey, Mineral Bronze, Sea Green, Marigold Yellow, Marine Blue or Clementine Orange.	2,835.00	1,342.52	1,275.47	1,242.01	1,208.28	1,174.82	1,141.09
	UMEA-11	44 3/4" 22" 18 1/2"	96 lbs.	Single 40 gallon body waste receptacle with flat hood, internal rigid liner, slotted latch front opening and painted side panels. One top opening.	Body in Sky White, Signal Grey, Black Grey or Mineral Bronze. Side panels, hood and top insert in Sky White, Signal Grey, Black Grey, Mineral Bronze, Sea Green, Marigold Yellow, Marine Blue or Clementine Orange.	3,345.00	1,584.03	1,504.92	1,465.44	1,425.64	1,386.17	1,346.36
	UMEA-12	46 3/4" 22" 18 1/2"	101 lbs.	Single 40 gallon body waste receptacle with angled hood, internal rigid liner, slotted latch front opening and painted side panels. One top opening.	Body in Sky White, Signal Grey, Black Grey or Mineral Bronze. Side panels, hood and top insert in Sky White, Signal Grey, Black Grey, Mineral Bronze, Sea Green, Marigold Yellow, Marine Blue or Clementine Orange.	3,485.00	1,650.33	1,567.90	1,526.78	1,485.31	1,444.18	1,402.71
	UMEA-20	35 1/2" 40" 18 1/2"	140 lbs.	Double 40 gallon body waste receptacle with internal rigid liner, slotted latch front opening and painted side panels. Two top openings.	Body in Sky White, Signal Grey, Black Grey or Mineral Bronze. Side panels and top inserts in Sky White, Signal Grey, Black Grey, Mineral Bronze, Sea Green, Marigold Yellow, Marine Blue or Clementine Orange.	4,570.00	2,164.13	2,056.04	2,002.12	1,947.73	1,893.81	1,839.43

	UMEA-21	44 3/4" 40" 18 1/2"	164 lbs.	Double 40 gallon body waste receptacle with flat hood, internal rigid liner, slotted latch front opening and painted side panels. Two top openings.	Body in Sky White, Signal Grey, Black Grey or Mineral Bronze. Side panels, hood and top inserts in Sky White, Signal Grey, Black Grey, Mineral Bronze, Sea Green, Marigold Yellow, Marine Blue or Clementine Orange.	5,285.00	2,502.72	2,377.72	2,315.36	2,252.47	2,190.10	2,127.21
	UMEA-22	46 3/4" 40" 18 1/2"	169 lbs.	Double 40 gallon body waste receptacle with angled hood, internal rigid liner, slotted latch front opening and painted side panels. Two top openings.	Body in Sky White, Signal Grey, Black Grey or Mineral Bronze. Side panels, hood and top inserts in Sky White, Signal Grey, Black Grey, Mineral Bronze, Sea Green, Marigold Yellow, Marine Blue or Clementine Orange.	5,495.00	2,602.17	2,472.20	2,407.36	2,341.97	2,277.13	2,211.74
	UMEA-30	35 1/2" 58" 18 1/2"	203 lbs.	Triple 40 gallon body waste receptacle with internal rigid liner, slotted latch front opening and painted side panels. Three top openings.	Body in Sky White, Signal Grey, Black Grey or Mineral Bronze. Side panels and top inserts in Sky White, Signal Grey, Black Grey, Mineral Bronze, Sea Green, Marigold Yellow, Marine Blue or Clementine Orange.	6,495.00	3,075.72	2,922.10	2,845.46	2,768.17	2,691.53	2,614.24
	UMEA-31	44 3/4" 58" 18 1/2"	227 lbs.	Triple 40 gallon body waste receptacle with flat hood, internal rigid liner, slotted latch front opening and painted side panels. Three top openings.	Body in Sky White, Signal Grey, Black Grey or Mineral Bronze. Side panels, hood and top inserts in Sky White, Signal Grey, Black Grey, Mineral Bronze, Sea Green, Marigold Yellow, Marine Blue or Clementine Orange.	7,350.00	3,480.60	3,306.77	3,220.04	3,132.57	3,045.84	2,958.38

	UMEA-32	46 3/4" 58" 18 1/2"	232 lbs.	Triple 40 gallon body waste receptacle with angled hood, internal rigid liner, slotted latch front opening and painted side panels. Three top openings.	Body in Sky White, Signal Grey, Black Grey or Mineral Bronze. Side panels, hood and top inserts in Sky White, Signal Grey, Black Grey, Mineral Bronze, Sea Green, Marigold Yellow, Marine Blue or Clementine Orange.	7,420.00	3,513.75	3,338.26	3,250.70	3,162.40	3,074.85	2,986.55
	UMEA-PNL-ARROWS			Pair of painted steel side panel with laser cut recycling arrows cutout, in place of standard side panels.	Sky White, Signal Grey, Black Grey, Mineral Bronze, Sea Green, Marigold Yellow, Marine Blue or Clementine Orange.	325.00	153.90	146.22	142.38	138.52	134.68	130.81
	UMEA-PNL-WASTE			Pair of painted steel side panel with laser cut waste cutout, in place of standard side panels.	Sky White, Signal Grey, Black Grey, Mineral Bronze, Sea Green, Marigold Yellow, Marine Blue or Clementine Orange.	325.00	153.90	146.22	142.38	138.52	134.68	130.81
	UMEA-PNL-AD			Pair of advertising display side panels, in place of standard side panels. For use with Sintra Rigid Board - poster is easily interchangeable. Advertising panels have the ability to be retrofitted to existing units. MG recommends Sintra Rigid Board for both indoor and outdoor environments. Poster should be 34 7/16"H x 15 1/4" W and 1/16" thick.	Sky White, Signal Grey, Black Grey, Mineral Bronze, Sea Green, Marigold Yellow, Marine Blue or Clementine Orange.	385.00	182.32	173.21	168.67	164.09	159.54	154.96
	UMEA-KNOB	1 1/8" 1 1/8" round	1/2 lb.	Cylindrical brass knob for use in place of standard lock on UMEA front door. Quantity of 1. For use indoor only.	Satin Chrome, Black Chrome or Satin Nickel	99.00	46.88	44.54	43.37	42.19	41.03	39.85

# VALUTA (CONTRACT #GS-07F-0308W - SIN #326199)

## BODY FINISH COLORS



Monarch Black



Bronze Metallic



Anodized Silver



Dark Anthracite



Lunar White

## TOP FINISH COLORS



Monarch Black



Bronze Metallic



Anodized Silver



Dark Anthracite



Lunar White




Marine Blue



Sea Green


## TOP OPENING CHOICES



20 Gal - Waste  
4-3/16"x13-3/16"



20 Gal - Paper  
2"x12"



20 Gal - Circle  
4-1/4" Diameter




20 Gal - Paper/Circle  
2"x12"  
4-1/4" Diameter



32 Gal - Waste  
7-1/8"x11" 1/8"




32 Gal - Paper  
2"x11"



32 Gal - Circle  
4-1/4" Diameter




32 Gal - Paper/Circle  
2"x11"  
4-1/4" Diameter



40 Gal - Waste  
11-1/8" x 11-1/8"



40 Gal - Paper  
2"x15-5/8"



40 Gal - Circle  
4-1/4" Diameter




40 Gal - Paper/Circle  
2"x15-5/8"  
4-1/4" Diameter



35 Gal - Waste  
12-9/16"x12-9/16"



35 Gal - Paper  
2"x15-5/8"



35 Gal - Circle  
4-1/4" Diameter



35 Gal - Paper/Circle  
2"x15-5/8"  
4-1/4" Diameter

## MULTI-LINGUAL LABEL OPTIONS



Cans



Compost



Glass



Landfill



Organics



Paper



Plastic



Recycling (Arrows)



Recycling (Bottles  
& Cans)



Waste

All VALUTA units come with 1 standard label.  
VALUTA Labels are 4 5/8" diameter in size.

MULTI-LINGUAL LABEL FINISH COLORS



Black Vinyl



Cactus Green Vinyl



Dark Grey Vinyl



Sunflower Vinyl



Vivid Blue Vinyl



White Vinyl

HOW TO ORDER

#1

Select Model

#2

Select Body Color

#3

Select Top Color

#4

Select Top Opening

#5

Select Label & Color

#6

Select Placement Choice

Example Order: Model # VA1818L; Dark Anthracite Body; Anodized Silver Top; Waste Opening; Waste Label/Reference 1



LINE ART	MODEL	H x W x D	WEIGHT	DESCRIPTION	COLOR/FINISH	LIST PRICE ⓘ	GSA NET	LEVEL 1	LEVEL 2	LEVEL 3	LEVEL 4	LEVEL 5
	VA1809L-JR	26 1/8" 9" 18"	30 lbs.	Junior height painted steel 14 gallon body waste receptacle with internal rigid liner, integrated bag arms and adjustable glides.	Body in Monarch Black, Dark Anthracite, Anodized Silver, Lunar White or Bronze Metallic. Top in Monarch Black, Dark Anthracite, Anodized Silver, Lunar White, Bronze Metallic, Marine Blue or Sea Green.	1,015.00	480.65	456.65	444.67	432.59	420.62	408.54

LABEL PLACEMENT



40 Gallon Label Reference



20 Gallon Label Reference



35 Gallon Label Reference

ADDITIONAL NOTES

Ships via common carrier.

Use magnets (model GNG-MAG-2; containing 2 magnets) to gang VALUTA/SOTARE units together. For each point of contact between adjacent units being ganged together, 2 magnets are required. For example, ganging 3 VALUTA units together would require 2 pairs of ganging magnets.






Place ganging magnets on the inside steel walls of each adjacent unit by removing the internal liners. Position the units together with magnets facing each other to create the greatest pull.



VALUTA units can also be configured with our SOTARE family of receptacles.

VALUTA Secure models have a narrower 1/2" wide paper opening with a locking lid for secure document disposal.

Sample chips available.



	VA1809L	33 3/4" 9" 18"	34 lbs.	Painted steel 20 gallon body waste receptacle with internal rigid liner, integrated bag arms and adjustable glides.	Body in Monarch Black, Dark Anthracite, Anodized Silver, Lunar White or Bronze Metallic. Top in Monarch Black, Dark Anthracite, Anodized Silver, Lunar White, Bronze Metallic, Marine Blue or Sea Green.	1,035.00	490.13	465.65	453.43	441.12	428.90	416.59
	VA1814L	33 3/4" 14" 18"	47 lbs.	Painted steel 32 gallon body waste receptacle with internal rigid liner, integrated bag arms and adjustable glides.	Body in Monarch Black, Dark Anthracite, Anodized Silver, Lunar White or Bronze Metallic. Top in Monarch Black, Dark Anthracite, Anodized Silver, Lunar White, Bronze Metallic, Marine Blue or Sea Green.	1,135.00	537.48	510.64	497.24	483.74	470.34	456.84
	VA1818L	33 3/4" 18" 18"	54 lbs.	Painted steel 40 gallon body waste receptacle with internal rigid liner, integrated bag arms and adjustable glides.	Body in Monarch Black, Dark Anthracite, Anodized Silver, Lunar White or Bronze Metallic. Top in Monarch Black, Dark Anthracite, Anodized Silver, Lunar White, Bronze Metallic, Marine Blue or Sea Green.	1,245.00	589.57	560.13	545.43	530.62	515.93	501.11
	VA18SCL	33 3/4" 18" 18"	50 lbs.	Painted steel 35 gallon body waste receptacle with internal rigid liner, integrated bag arms and adjustable glides.	Body in Monarch Black, Dark Anthracite, Anodized Silver, Lunar White or Bronze Metallic. Top in Monarch Black, Dark Anthracite, Anodized Silver, Lunar White, Bronze Metallic, Marine Blue or Sea Green.	1,395.00	660.60	627.61	611.15	594.55	578.09	561.49
	VA1809L-SEC	33 3/4" 9" 18"	34 lbs.	Painted steel 20 gallon body waste receptacle with internal rigid liner, integrated bag arms, adjustable glides and locking top with 1/2" wide opening for secure document disposal.	Anodized Silver top only. Body in Anodized Silver or Dark Anthracite	1,215.00	575.37	546.63	532.29	517.83	503.50	489.04

	VA1814L-SEC	33 3/4" 14" 18"	48 lbs.	Painted steel 32 gallon body waste receptacle with internal rigid liner, integrated bag arms, adjustable glides and locking top with 1/2" wide slot for secure document disposal.	Anodized Silver top only. Body in Anodized Silver or Dark Anthracite	1,395.00	660.60	627.61	611.15	594.55	578.09	561.49
	VA1818L-SEC	33 3/4" 18" 18"	54 lbs.	Painted steel 40 gallon body waste receptacle with internal rigid liner, integrated bag arms, adjustable glides and locking top with 1/2" wide opening for secure document disposal.	Anodized Silver top only. Body in Anodized Silver or Dark Anthracite	1,495.00	707.96	672.60	654.96	637.17	619.53	601.74
	GNG-MAG-2	6" 1 1/2" 1/2"	2 lbs.	Set of 2 magnets for ganging Valuta or Sotare units together.		110.00	52.09	49.49	48.19	46.88	45.58	44.28

# VALUTA/SOTARE SIGNAGE (CONTRACT #GS-07F-0308W - SIN #326199)

## SIGNAGE GRAPHICS



Cans



Compost



Glass



Landfill



Organics



Paper



Plastic



Recycling



Waste

VALUTA/SOTARE SIGNAGE Magnetic Graphics are 12" high by 8" wide.

## HOW TO ORDER

#1

Select Model

#2

Select Signage  
Graphic

#3

Select Signage  
Graphic Finish  
Color

1. Select either the signage holder with MG graphics (SIGN-MAG/ADH) or signage holder with acrylic front and customer provided graphics (SIGN-ACR.)
2. If MG magnetic graphic option (SIGN-MAG/ADH) is specified:
  - a. Select an MG graphic\*\*
  - b. Select color—Vivid Blue, Cactus Green, Sunflower, Black, Dark Grey or White
  - c. Select removeable (magnetic; SIGN-MAG-R) or permanent (permanent adhesive; SIGN-ADH-P) graphic attachment.
3. If using with Valuta, indicate the desired placement of the signage holder using Valuta Label Reference Placement images. The signage holder should be placed opposite the Label (i.e. Label Ref 1; Signage Holder Ref 3.) See Valuta family for placement diagram.
4. Valuta Laminat signage is always used opposite the door and does not require a reference placement. Sotare signage placement is also pre-determined.

\*\*Graphic options can be modified for an upcharge. Contact customer service for details.

Example Orders of Valuta units with Signage Holder:

- VA1818L; Dark Anthracite Body, Waste Opening Top in Anodized Silver; Waste Label in White, Ref 1 + SIGN-ACR in Dark Anthracite; Ref 3
- L-VA1809L; Aged Ash Body, Paper Opening Top in Monarch Black; Paper Label in Black, + L-SIGN-ADH-P in Monarch Black with Black Paper Graphic

## SIGNAGE GRAPHIC FINISH COLORS



Black with White  
Text



Cactus Green with  
White Text



Sunflower with  
White Text



Vivid Blue with  
White Text



Dark Grey with  
White Text



White with Dark  
Grey Text

## ADDITIONAL NOTES

Ships via common carrier.




VALUTA/SOTARE signage is angled to allow full range of motion for the hinged top opening.

VALUTA LAMINATE signage is straight. A threaded bolt (to secure signage) is added to the back of the unit upon assembly when a unit is ordered with signage.

The Sign Holder is made of painted steel and is secured to the receptacle. There are two unique offerings:

1. Painted Steel Sign Holder with MG Magnetic Graphics (SIGN-MAG-R/P)—The 8" x 12" graphic is applied directly to the painted steel sign holder, leaving no painted steel exposed. This graphic can be either removable (magnetic) or permanent (adhesive backing).
2. Painted Steel Sign Holder with Acrylic Front and Customer Created Graphic Insert (SIGN-ACR)—A removable acrylic cover allows for the use of custom signage using 8 1/2" x 11" sized media (or smaller.) This flexible option provides the ability for customer designed & produced signage.



LINE ART	MODEL	H x W x D	WEIGHT	DESCRIPTION	COLOR/FINISH	LIST PRICE <sup>1</sup>	GSA NET	LEVEL 1	LEVEL 2	LEVEL 3	LEVEL 4	LEVEL 5
	SIGN-ACR	22" 8" 3/4" 1/8"	4 lbs.	For painted steel Valuta/Sotare models: painted steel angled signage holder with acrylic front to hold customer supplied printed graphics. Sign holder attaches to back of Valuta/Sotare receptacles.	Sign in Anodized Silver, Dark Anthracite, Lunar White, Bronze Metallic or Monarch Black.	185.00	87.61	83.23	81.05	78.85	76.66	74.46
	SIGN-MAG-R	22" 8" 3/4" 1/8"	4 lbs.	For painted steel Valuta/Sotare models: painted steel signage holder with a removable printed magnet graphic. Sign holder attaches to back of Valuta/Sotare receptacles.	Sign in Anodized Silver, Dark Anthracite, Lunar White, Bronze Metallic or Monarch Black. Magnetic signage in Black with White text, Cactus Green with White text, Sunflower with White Text, Vivid Blue with White text, Dark Grey with White text or White with Dark Grey text.	185.00	87.61	83.23	81.05	78.85	76.66	74.46
	SIGN-ADH-P	22" 8" 3/4" 1/8"	4 lbs.	For painted steel Valuta/Sotare models: painted steel signage holder with a permanent adhesive graphic. Sign holder attaches to back of Valuta/Sotare receptacles.	Sign in Anodized Silver, Dark Anthracite, Lunar White, Bronze Metallic or Monarch Black. Magnetic signage in Black with White text, Cactus Green with White text, Sunflower with White Text, Vivid Blue with White text, Dark Grey with White text or White with Dark Grey text.	185.00	87.61	83.23	81.05	78.85	76.66	74.46

# OUTDOOR WASTE RECEPTACLES

---

HOME → PRODUCTS → OUTDOOR WASTE RECEPTACLES



BALLOON (CONTRACT #GS-07F-0308W - SIN #326199)

BODY FINISH COLORS



Blue



Green



Grey



Red



White



Yellow

BASE FINISH COLOR



Black

LABEL OPTIONS



Cans



Cans & Bottles



Glass



Organics



Paper



Recycling



Waste

All BALLOON units come with 1 standard label.  
BALLOON labels are a 4"x4" square.

FINISH COLORS



White Vinyl



Dark Grey Vinyl

HOW TO ORDER



Select Model



Select Body Color





Select Label

Example Order: BAL-10; Body in Yellow; Paper Label

ADDITIONAL NOTES

Ships via common carrier.



LINE ART	MODEL	H x W x D	WEIGHT	DESCRIPTION	COLOR/FINISH	LIST PRICE <sup>1</sup>	GSA NET	LEVEL 1	LEVEL 2	LEVEL 3	LEVEL 4	LEVEL 5
	BAL-10	39 3/8" 15 3/8" 19 15/16"	29 lbs.	100% recyclable polythene body with base and internal container of recycled plastic. Waste front opening. Triangular snap lock. Body lifts off base to access internal container for easy emptying of trash. Rectangular base can be weighed down with pea gravel. One standard label included. Capacity 18.5 gallons.	Body in Green, Yellow, Blue, Red, Grey or White. Base in Black	1,195.00	565.89	537.63	523.53	509.31	495.21	480.99
	BAL-20	39 3/8" 15 3/8" 19 15/16"	29 lbs.	100% recyclable polythene body with base and internal container of recycled plastic. Circle front opening. Triangular snap lock. Body lifts off base to access internal container for easy emptying of trash. Rectangular base can be weighed down with pea gravel. One standard label included. Capacity 18.5 gallons.	Body in Green, Yellow, Blue, Red, Grey or White. Base in Black	1,195.00	565.89	537.63	523.53	509.31	495.21	480.99

RETTO (CONTRACT #GS-07F-0308W - SIN #326199)

LABEL OPTIONS



Cans



Cans & Bottles



Glass



Organics



Paper



Recycling



Waste

All RETTO units come with 1 standard label.  
RETTO labels are a 4"x4" square.

FINISH COLORS



Textured Bronze

MULTI-LINGUAL LABEL FINISH COLORS



White Vinyl

HOW TO ORDER



Select Model



Select Label



Example Order: RETTO-01 with Glass Label

ADDITIONAL NOTES

Ships via common carrier.

Sample chips available.



LINE ART	MODEL	H x W x D	WEIGHT	DESCRIPTION	COLOR/FINISH	LIST PRICE ⓘ	GSA NET	LEVEL 1	LEVEL 2	LEVEL 3	LEVEL 4	LEVEL 5
	RETTO-01	43 13/16" 17 11/16" 18 7/8"	93 lbs.	Outdoor waste receptacle with front opening and galvanized liner. Locking front door with concealed hinges. Capacity 26.4 gallons. One standard label included.	Textured Bronze	1,895.00	897.38	852.56	830.20	807.65	785.29	762.74
	RETTO-02	43 13/16" 17 11/16" 18 7/8"	93 lbs.	Outdoor waste receptacle with front opening and galvanized liner. Includes rectangular stainless steel ashtray on lid. Locking front door with concealed hinges. Capacity 26.4 gallons. One standard label included.	Textured Bronze	2,265.00	1,072.59	1,019.02	992.30	965.34	938.62	911.66



BODY FINISH COLORS



Sky White



Mineral Bronze



Black Grey



Signal Grey

SIDE PANEL/HOOD/TOP INSERT FINISH COLORS



Sea Green



Sky White



Mineral Bronze



Marigold Yellow



Marine Blue



Clementine Orange



Black Grey



Signal Grey

TOP OPENING CHOICES



Waste  
10 11/16"x10 3/16"



Paper  
2"x14"



Circle  
5" Diameter

MULTI-LINGUAL LABEL OPTIONS



Waste



Paper



Cans



Landfill



Plastic



Glass



Organics



Recycling (Bottles  
& Cans)



Recycling (Arrows)



Compost

All UMEA units come with 1 standard label per stream.  
UMEA Labels are 4 3/4" high, widths vary.

MULTI-LINGUAL LABEL OPTIONS CANADA



WASTE-DECHETS

Waste



PAPER-PAPIER

Paper



CANS-CANETTES

Cans



LANDFILL-DECHARGE

Landfill



PLASTIC-PLASTIQUE

Plastic



GLASS-VERRE

Glass



ORGANICS-ORGANQUES

Organics



RECYCLING-RECYCLAGE

Recycling (Bottles & Cans)



RECYCLING-RECYCLAGE

Recycling (Arrows)



COMPOST-COMPOST

Compost

All UMEA units come with 1 standard label per stream.  
UMEA Labels are 4 3/4" high, widths vary.

OPTIONAL SIDE-PANEL CUTOUTS OR ADVERTISING PANEL



Waste



Recycling



Advertising Panel

ADDITIONAL NOTES

Ships via common carrier.

UMEA comes with a slotted latch on each door and two opening tools. Facing the front of the unit, each latch is located on the right side of the door and the hinge is on the left side of the door.

Substitute standard slotted latch for a brass pull knob by adding model UMEA-KNOB to your purchase order. Order one knob per latch needing replacement (i.e. for UMEA-30, order 3x). Knobs are for indoor use only.

Sample chips available.

LABEL FINISH COLORS



Black Vinyl



Bright Orange Vinyl



Cactus Green Vinyl



Dark Grey Vinyl



Sunflower Vinyl



Vivid Blue Vinyl



White Vinyl

HOW TO ORDER

#1

Select Model

#2

Select Body Color

#3

Select Top Opening Code(s) and add to Model (i.e. PIC-60-WA)

#4

Select Side Panel/Hood + Color(s)

#5





Select Labels & Colors





#6






Select Optional Side Panel Cutouts

Example Order: UMEA-21; Sky White Body; Waste Left Opening in Marine Blue | Circle Right Opening in Clementine Orange; Sky White Hood; Sky White Side Panels with Waste Cutout; Waste Label on Left in Vivid Blue | Recycling (Arrows) Label on Right in Bright Orange.





LINE ART	MODEL	H x W x D	WEIGHT	DESCRIPTION	COLOR/FINISH	LIST PRICE <sup>1</sup>	GSA NET	LEVEL 1	LEVEL 2	LEVEL 3	LEVEL 4	LEVEL 5
	UMEA-10	35 1/2" 22" 18 1/2"	72 lbs.	Single 40 gallon body waste receptacle with internal rigid liner, slotted latch front opening and painted side panels. One top opening.	Body in Sky White, Signal Grey, Black Grey or Mineral Bronze. Side panels and top insert in Sky White, Signal Grey, Black Grey, Mineral Bronze, Sea Green, Marigold Yellow, Marine Blue or Clementine Orange.	2,835.00	1,342.52	1,275.47	1,242.01	1,208.28	1,174.82	1,141.09
	UMEA-11	44 3/4" 22" 18 1/2"	96 lbs.	Single 40 gallon body waste receptacle with flat hood, internal rigid liner, slotted latch front opening and painted side panels. One top opening.	Body in Sky White, Signal Grey, Black Grey or Mineral Bronze. Side panels, hood and top insert in Sky White, Signal Grey, Black Grey, Mineral Bronze, Sea Green, Marigold Yellow, Marine Blue or Clementine Orange.	3,345.00	1,584.03	1,504.92	1,465.44	1,425.64	1,386.17	1,346.36
	UMEA-12	46 3/4" 22" 18 1/2"	101 lbs.	Single 40 gallon body waste receptacle with angled hood, internal rigid liner, slotted latch front opening and painted side panels. One top opening.	Body in Sky White, Signal Grey, Black Grey or Mineral Bronze. Side panels, hood and top insert in Sky White, Signal Grey, Black Grey, Mineral Bronze, Sea Green, Marigold Yellow, Marine Blue or Clementine Orange.	3,485.00	1,650.33	1,567.90	1,526.78	1,485.31	1,444.18	1,402.71
	UMEA-20	35 1/2" 40" 18 1/2"	140 lbs.	Double 40 gallon body waste receptacle with internal rigid liner, slotted latch front opening and painted side panels. Two top openings.	Body in Sky White, Signal Grey, Black Grey or Mineral Bronze. Side panels and top inserts in Sky White, Signal Grey, Black Grey, Mineral Bronze, Sea Green, Marigold Yellow, Marine Blue or Clementine Orange.	4,570.00	2,164.13	2,056.04	2,002.12	1,947.73	1,893.81	1,839.43

	UMEA-21	44 3/4" 40" 18 1/2"	164 lbs.	Double 40 gallon body waste receptacle with flat hood, internal rigid liner, slotted latch front opening and painted side panels. Two top openings.	Body in Sky White, Signal Grey, Black Grey or Mineral Bronze. Side panels, hood and top inserts in Sky White, Signal Grey, Black Grey, Mineral Bronze, Sea Green, Marigold Yellow, Marine Blue or Clementine Orange.	5,285.00	2,502.72	2,377.72	2,315.36	2,252.47	2,190.10	2,127.21
	UMEA-22	46 3/4" 40" 18 1/2"	169 lbs.	Double 40 gallon body waste receptacle with angled hood, internal rigid liner, slotted latch front opening and painted side panels. Two top openings.	Body in Sky White, Signal Grey, Black Grey or Mineral Bronze. Side panels, hood and top inserts in Sky White, Signal Grey, Black Grey, Mineral Bronze, Sea Green, Marigold Yellow, Marine Blue or Clementine Orange.	5,495.00	2,602.17	2,472.20	2,407.36	2,341.97	2,277.13	2,211.74
	UMEA-30	35 1/2" 58" 18 1/2"	203 lbs.	Triple 40 gallon body waste receptacle with internal rigid liner, slotted latch front opening and painted side panels. Three top openings.	Body in Sky White, Signal Grey, Black Grey or Mineral Bronze. Side panels and top inserts in Sky White, Signal Grey, Black Grey, Mineral Bronze, Sea Green, Marigold Yellow, Marine Blue or Clementine Orange.	6,495.00	3,075.72	2,922.10	2,845.46	2,768.17	2,691.53	2,614.24
	UMEA-31	44 3/4" 58" 18 1/2"	227 lbs.	Triple 40 gallon body waste receptacle with flat hood, internal rigid liner, slotted latch front opening and painted side panels. Three top openings.	Body in Sky White, Signal Grey, Black Grey or Mineral Bronze. Side panels, hood and top inserts in Sky White, Signal Grey, Black Grey, Mineral Bronze, Sea Green, Marigold Yellow, Marine Blue or Clementine Orange.	7,350.00	3,480.60	3,306.77	3,220.04	3,132.57	3,045.84	2,958.38

	UMEA-32	46 3/4" 58" 18 1/2"	232 lbs.	Triple 40 gallon body waste receptacle with angled hood, internal rigid liner, slotted latch front opening and painted side panels. Three top openings.	Body in Sky White, Signal Grey, Black Grey or Mineral Bronze. Side panels, hood and top inserts in Sky White, Signal Grey, Black Grey, Mineral Bronze, Sea Green, Marigold Yellow, Marine Blue or Clementine Orange.	7,420.00	3,513.75	3,338.26	3,250.70	3,162.40	3,074.85	2,986.55
	UMEA-PNL-ARROWS			Pair of painted steel side panel with laser cut recycling arrows cutout, in place of standard side panels.	Sky White, Signal Grey, Black Grey, Mineral Bronze, Sea Green, Marigold Yellow, Marine Blue or Clementine Orange.	325.00	153.90	146.22	142.38	138.52	134.68	130.81
	UMEA-PNL-WASTE			Pair of painted steel side panel with laser cut waste cutout, in place of standard side panels.	Sky White, Signal Grey, Black Grey, Mineral Bronze, Sea Green, Marigold Yellow, Marine Blue or Clementine Orange.	325.00	153.90	146.22	142.38	138.52	134.68	130.81
	UMEA-PNL-AD			Pair of advertising display side panels, in place of standard side panels. For use with Sintra Rigid Board - poster is easily interchangeable. Advertising panels have the ability to be retrofitted to existing units. MG recommends Sintra Rigid Board for both indoor and outdoor environments. Poster should be 34 7/16"H x 15 1/4" W and 1/16" thick.	Sky White, Signal Grey, Black Grey, Mineral Bronze, Sea Green, Marigold Yellow, Marine Blue or Clementine Orange.	385.00	182.32	173.21	168.67	164.09	159.54	154.96
	UMEA-KNOB	1 1/8" 1 1/8" round	1/2 lb.	Cylindrical brass knob for use in place of standard lock on UMEA front door. Quantity of 1. For use indoor only.	Satin Chrome, Black Chrome or Satin Nickel	99.00	46.88	44.54	43.37	42.19	41.03	39.85

# PLANTERS

HOME → PRODUCTS → PLANTERS




BODEN (CONTRACT #GS-07F-0308W - SIN #337121H)

FINISH COLORS




Polished White




Polished Grey



Polished Black



Polished Green



Polished Sand



Polished Terra Cotta



ADDITIONAL NOTES

Ships via common carrier.



Deliveries requiring more than a standard tailgate delivery available for additional charge, contact Customer Service for details. If you know you will be unable to unload the shipment from the truck, you must order "Lift Gate Service" for an additional charge. It is your responsibility to move the shipment from the delivery point. Redelivery charges will apply if you are unable to unload the shipment when it arrives.

BODEN is constructed of a glass fiber reinforced concrete mixture; a material designed for longevity with low maintenance. Concrete is a natural material, expect some naturally occurring color variation. Concrete is also susceptible to cracking under certain conditions. Please follow product care instructions to reduce the risk of cracking in your planter.

BODEN planter has drainage holes to prevent water from pooling. Each BODEN unit includes drainage hole plugs for use in interior environments to seal the planter and prevent drainage. BODEN can be bolted to the ground through drainage holes, hardware not included.

Additional finish colors available for an upcharge with a minimum order of 5 planters, contact Customer Service for details.

Sample chips available.


LINE ART	MODEL	H x W x D	WEIGHT	DESCRIPTION	COLOR/FINISH	LIST PRICE ⓘ	GSA NET	LEVEL 1	LEVEL 2	LEVEL 3	LEVEL 4	LEVEL 5
	BOD-P-01	18" 18" 18"	185 lbs.	Outdoor/Indoor high performance cast concrete planter with drainage holes.	White Polished Concrete, Grey Polished Concrete, Black Polished Concrete, Green Polished Concrete, Sand Polished Concrete or Terra Cotta Polished Concrete.	2,195.00	1,039.45	987.53	961.63	935.51	909.61	883.49
	BOD-P-01CM	18" 18" 18"	185 lbs.	Custom color outdoor/Indoor high performance cast concrete planter with drainage holes. Minimum order quantity 5.	Custom	2,395.00	1,134.16	1,077.51	1,049.25	1,020.75	992.49	963.99

CIRKEL (CONTRACT #GS-07F-0308W - SIN #337121H)

FINISH COLORS



Black



Lunar White



Anodized Silver

PLANTER TOP




Planter  
12 3/4" Diameter

ADDITIONAL NOTES

Ships via common carrier.



LINE ART	MODEL	H x W x D	WEIGHT	DESCRIPTION	COLOR/FINISH	LIST PRICE ⓘ	GSA NET	LEVEL 1	LEVEL 2	LEVEL 3	LEVEL 4	LEVEL 5
	CIRKEL-P	29 1/4" 15 1/4" round	48 lbs.	Indoor round planter with integrated rigid plastic liner and removable top ring. Planter opening is 12 1/2" wide and 12" deep.	Body in Lunar White, Black Ral 9011 or Anodized Silver; Base and Lid in Lunar White, Black Ral 9011 or Anodized Silver.	1,275.00	603.78	573.62	558.58	543.41	528.36	513.19




FINISH COLORS



Textured Black



Textured Forge Grey





Textured White

ADDITIONAL NOTES

Ships via common carrier.

Sample chips available.



LINE ART	MODEL	H x W x D	WEIGHT	DESCRIPTION	COLOR/FINISH	LIST PRICE ⓘ	GSA NET	LEVEL 1	LEVEL 2	LEVEL 3	LEVEL 4	LEVEL 5
	CON-SPL-EXT	11 7/16\" 15\" round	11 lbs.	Outdoor painted aluminum planter on casters with drip tray and flowerpot.	Textured Black Ral 9011, Textured White or Textured Forge Grey	1,660.00	786.10	746.83	727.25	707.49	687.90	668.15
	CON-MPL-EXT	19 11/16\" 31 1/2\" round	27 lbs.	Outdoor painted aluminum planter on casters with drip tray and flowerpot.	Textured Black Ral 9011, Textured White or Textured Forge Grey	3,365.00	1,593.50	1,513.91	1,474.21	1,434.16	1,394.46	1,354.41

# CREPE (CONTRACT #GS-07F-0308W - SIN #337121H)

## FINISH COLORS



Textured Black



Textured Forge Grey



Matte White



## ADDITIONAL NOTES

Crepe-S ships via UPS; Crepe-L/H ship via common carrier.

Sample chips available.

LINE ART	MODEL	H x W x D	WEIGHT	DESCRIPTION	COLOR/FINISH	LIST PRICE <sup>i</sup>	GSA NET	LEVEL 1	LEVEL 2	LEVEL 3	LEVEL 4	LEVEL 5
	CREPE-S	16 1/8" 18 1/8" 15 3/4"	15 lbs.	Outdoor/Indoor aluminum square planter with plastic water saucer and flower pot.	Textured Forge Grey, Textured Black Ral 9011 or Matte White Ral 9003	1,895.00	897.38	852.56	830.20	807.65	785.29	762.74
	CREPE-L	16 1/8" 48 3/4" 15 3/4"	31 lbs.	Outdoor/Indoor aluminum rectangular planter with three plastic water saucers and three flower pots.	Textured Forge Grey, Textured Black Ral 9011 or Matte White RAL 9003	2,995.00	1,418.29	1,347.45	1,312.11	1,276.47	1,241.13	1,205.49
	CREPE-H	47 5/8" 18 1/8" 15 3/4"	42 lbs.	Outdoor/Indoor aluminum planter with plastic water saucer and flower pot.	Textured Forge Grey, Textured Black Ral 9011 or Matte White Ral 9003	2,995.00	1,418.29	1,347.45	1,312.11	1,276.47	1,241.13	1,205.49

# GREEN CLOUD (CONTRACT #GS-07F-0308W - SIN #337121H)

## FINISH COLORS



White



Black

## ADDITIONAL NOTES

Hanging Green Cloud units ("H") ship via UPS; Freestanding Green Cloud units ("S") ship via common carrier.

GL-40-S-H triangular hanging wire extends 15 ¼" above the planter; total height of planter & triangular wire is 24 15/16".

GL-50-M-H triangular hanging wire extends 18 1/2" above the planter; total height of planter & triangular wire is 27 11/16".

GL-60-L-H triangular hanging wire extends 21 5/8" above the planter; total height of planter & triangular wire is 30 7/8".

The ceiling chain (above the triangular hanging wire) is 56 ½" long, and can be cut to desired height.

Sample chips available.



LINE ART	MODEL	H x W x D	WEIGHT	DESCRIPTION	COLOR/FINISH	LIST PRICE <sup>1</sup>	GSA NET	LEVEL 1	LEVEL 2	LEVEL 3	LEVEL 4	LEVEL 5
	GL-10-S-S	26 ¼" 14 15/16" round	27 lbs.	Round standing flower pot in painted steel and aluminum. Includes molded water saucer and three round flower pots	Matte White Ral 9003 or Satin Black Ral 9011	1,995.00	944.74	897.55	874.01	850.27	826.73	802.99
	GL-20-M-S	44 7/8" 17 5/16" round	37 lbs.	Round standing flower pot in painted steel and aluminum. Includes molded water saucer and four round flower pots.	Matte White Ral 9003 or Satin Black Ral 9011	2,595.00	1,228.87	1,167.49	1,136.87	1,105.99	1,075.37	1,044.49
	GL-30-L-S	59 1/16" 20 ¼" round	48 lbs.	Round standing flower pot in painted steel and aluminum. Includes molded water saucer and five round flower pots.	Matte White Ral 9003 or Satin Black Ral 9011	2,785.00	1,318.84	1,252.97	1,220.11	1,186.97	1,154.10	1,120.96
	GL-40-S-H	9 1/4" 14 15/16" round	10 lbs.	Round hanging flower pot in painted steel and aluminum. Includes molded water saucer and three round flower pots. Triangular hanging wire is 15 ¼" and ceiling mounted wire is up to 56 ½". Hanging wires included.	Matte White Ral 9003 or Satin Black Ral 9011	1,995.00	944.74	897.55	874.01	850.27	826.73	802.99
	GL-50-M-H	9 1/4" 17 5/16" round	12 lbs.	Round hanging flower pot in painted steel and aluminum. Includes molded water saucer and four round flower pots. Triangular hanging wire is 18 ½" and ceiling mounted wire is up to 56 ½". Hanging wires included.	Matte White Ral 9003 or Satin Black Ral 9011	2,135.00	1,011.03	960.54	935.34	909.94	884.74	859.34
	GL-60-L-H	9 1/4" 20 ¼" round	14 lbs.	Round hanging flower pot in painted steel and aluminum. Includes molded water saucer and five round flower pots. Triangular hanging wire is 21 5/8" and ceiling mounted wire is up to 56 ½". Hanging wires included.	Matte White Ral 9003 or Satin Black Ral 9011	2,510.00	1,188.61	1,129.25	1,099.63	1,069.76	1,040.14	1,010.28

# GREEN LIGHT (CONTRACT #GS-07F-0308W - SIN #337121H)


## FINISH COLORS



Matte White



Black






## ADDITIONAL NOTES

Ships via UPS.

GREENLIGHT-C includes two triangular hanging steel wires which are 15 3/4" long. The ceiling chain extends up to 56 1/2".

GREENLIGHT includes a plastic internal liner (6 1/8" H x 19 3/8" W x 7" D) with a drip tray that snaps to the bottom of the liner. Plants must be housed in small pots within internal liner.

Sample chips available.

LINE ART	MODEL	H x W x D	WEIGHT	DESCRIPTION	COLOR/FINISH	LIST PRICE <sup>1</sup>	GSA NET	LEVEL 1	LEVEL 2	LEVEL 3	LEVEL 4	LEVEL 5
	GREENLIGHT-C	6 3/4" 19 3/4" 7 1/2"	6 lbs.	Indoor rectangular aluminum hanging planter with steel base. Includes plastic molded water saucer and internal liner. Triangular hanging steel wires are 15 3/4" long/ceiling chain up to 56 1/2". Two hanging steel wires included.	Matte White RAL 9003 or Satin Black RAL 9011	995.00	471.18	447.65	435.91	424.07	412.33	400.49
	GREENLIGHT-T	9 1/2" 19 3/4" 7 1/2"	6 lbs.	Indoor rectangular aluminum freestanding planter with steel base. Includes plastic molded water saucer and internal liner.	Matte White RAL 9003 or Satin Black RAL 9011	995.00	471.18	447.65	435.91	424.07	412.33	400.49
	GREENLIGHT-P	6 3/4" 19 3/4" 8"	6 lbs.	Indoor rectangular aluminum wall mounted planter with steel base. Includes painted steel wall mounted shelf, plastic molded water saucer and internal liner.	Matte White RAL 9003 or Satin Black RAL 9011	995.00	471.18	447.65	435.91	424.07	412.33	400.49

# KASKAD (CONTRACT #GS-07F-0308W - SIN #337121H)


## FINISH COLORS



Textured White



Textured Silver



Textured Black



Textured Bronze

## ADDITIONAL NOTES

Ships via common carrier.

All 20" tall ("M" models) and 36" tall ("H" models) Kaskad planters include 14 1/2" x 26 1/2" polybag(s) that can be filled with pea gravel to add ballast as required, depending on the specific situation [i.e., when using dense/tall plant material, where the units are situated, etc.]. Each polybag, if filled to 50% full with pea gravel, will add approximately 25 pounds of weight to the base. If additional stability is required, floor anchors can be provided upon request for no charge (hardware not included).







All 36" high Kaskad units are shipped to you completely assembled with adjustable glides in place on the base. Also included in the carton are two stabilizer bases that can be used in place of the adjustable glides for additional stability when the units are placed in open areas.

Kaskad's fully enclosed watertight internal liner is 7 3/4" deep and can be removed if it is not being used to contain the plants.

KAS-0936 units and KAS-1836 units utilize two separate internal liners for plants.

Sample chips available.



LINE ART	MODEL	H x W x D	WEIGHT	DESCRIPTION	COLOR/FINISH	LIST PRICE <sup>1</sup>	GSA NET	LEVEL 1	LEVEL 2	LEVEL 3	LEVEL 4	LEVEL 5
	KAS-0918S	12" 18" 9"	18 lbs.	Indoor painted steel rectangular planter with liner and adjustable glides	Textured Bronze, Textured White RAL 9010, Textured Silver or Textured Black	670.00	317.28	301.43	293.53	285.55	277.65	269.68
	KAS-0918M	20" 18" 9"	24 lbs.	Indoor painted steel rectangular planter with liner and adjustable glides	Textured Bronze, Textured White RAL 9010, Textured Silver or Textured Black	855.00	404.89	384.66	374.58	364.40	354.31	344.14
	KAS-0918H	36" 18" 9"	36 lbs.	Indoor painted steel rectangular planter with liner, adjustable glides and two stabilizer bases that can be used in place of adjustable glides for additional stability	Textured Bronze, Textured White RAL 9010, Textured Silver or Textured Black	1,065.00	504.33	479.14	466.58	453.90	441.34	428.66
	KAS-0936S	12" 36" 9"	32 lbs.	Indoor painted steel rectangular planter with two liners and adjustable glides	Textured Bronze, Textured White RAL 9010, Textured Silver or Textured Black	1,155.00	546.95	519.63	506.01	492.26	478.63	464.89
	KAS-0936M	20" 36" 9"	41 lbs.	Indoor painted steel rectangular planter with two liners and adjustable glides	Textured Bronze, Textured White RAL 9010, Textured Silver or Textured Black	1,325.00	627.46	596.12	580.48	564.72	549.08	533.31
	KAS-0936H	36" 36" 9"	59 lbs.	Indoor painted steel rectangular planter with two liners, adjustable glides and two stabilizer bases that can be used in place of adjustable glides for additional stability	Textured Bronze, Textured White RAL 9010, Textured Silver or Textured Black	1,580.00	748.21	710.84	692.20	673.40	654.75	635.95

	KAS-1818S	12" 18" 18"	28 lbs.	Indoor painted steel square planter with liner and adjustable glides	Textured Bronze, Textured White RAL 9010, Textured Silver or Textured Black	870.00	411.99	391.41	381.15	370.79	360.53	350.18
	KAS-1818M	20" 18" 18"	34 lbs.	Indoor painted steel square planter with liner and adjustable glides	Textured Bronze, Textured White RAL 9010, Textured Silver or Textured Black	1,115.00	528.01	501.64	488.48	475.21	462.06	448.79
	KAS-1836S	12" 36" 18"	49 lbs	Indoor painted steel rectangular planter with two liners and adjustable glides	Textured Bronze, Textured White RAL 9010, Textured Silver or Textured Black	1,430.00	677.18	643.36	626.48	609.47	592.59	575.58
	KAS-1836M	20" 36" 18"	59 lbs.	Indoor painted steel rectangular planter with two liners and adjustable glides	Textured Bronze, Textured White RAL 9010, Textured Silver or Textured Black	1,695.00	802.67	762.58	742.58	722.41	702.41	682.24
	KAS-PS	12" 13" 28 1/2"	26 lbs.	Indoor painted steel parallelogram shaped planter with liner and adjustable glides	Textured Bronze, Textured White RAL 9010, Textured Silver or Textured Black	965.00	456.98	434.15	422.77	411.28	399.90	388.41
	KAS-PM	20" 13" 28 1/2"	38 lbs	Indoor painted steel parallelogram shaped planter with liner and adjustable glides	Textured Bronze, Textured White RAL 9010, Textured Silver or Textured Black	1,195.00	565.89	537.63	523.53	509.31	495.21	480.99

KASKAD RUN (CONTRACT #GS-07F-0308W - SIN #337121H)

FINISH COLORS



ADDITIONAL NOTES

Ships via common carrier.



Kaskad Run planters include 14 1/2" x 26 1/2" polybag(s) that can be filled with pea gravel to add ballast as required, depending on the specific situation [i.e., when using dense/tall plant material, where the units are situated, etc.]. Each polybag, if filled to 50% full with pea gravel, will add approximately 25 pounds of weight to the base. If additional stability is required, floor anchors can be provided upon request for no charge (hardware not included).

Each Kaskad Run unit is shipped assembled with adjustable glides in place on the base. Also included in the carton are two stabilizer bases that can be used for additional stability when the units are placed in open areas. Hardware is included to secure adjacent units together, all holes for securing adjacent units are pre-drilled.

Kaskad Run's fully enclosed watertight internal liner is 7 3/4" deep and can be removed if it is not being used to contain the plants.

Sample chips available.



LINE ART	MODEL	H x W x D	WEIGHT	DESCRIPTION	COLOR/FINISH	LIST PRICE ⓘ	GSA NET	LEVEL 1	LEVEL 2	LEVEL 3	LEVEL 4	LEVEL 5
	KAS-R-0936H-END	36" 36" 9"	59 lbs.	Indoor painted steel rectangular planter with one connecting side (to connect to other KASKAD Run END or MID units with hardware) and one side with radiused corners for use at the end of a configuration. Includes two liners, adjustable glides and two stabilizer bases that can be used for additional stability.	Textured Bronze, Textured White RAL 9010, Textured Silver or Textured Black	1,580.00	748.21	710.84	692.20	673.40	654.75	635.95
	KAS-R-0936H-MID	36" 36" 9"	59 lbs.	Indoor painted steel rectangular planter with two connecting sides (to connect to other KASKAD Run END or MID units with hardware) for use in the middle of a configuration. Includes two liners, adjustable glides and two stabilizer bases that can be used for additional stability.	Textured Bronze, Textured White RAL 9010, Textured Silver or Textured Black	1,580.00	748.21	710.84	692.20	673.40	654.75	635.95

# PIC (CONTRACT #GS-07F-0308W - SIN #326199)

## BODY FINISH COLORS



Silver



White



Black Grey

## TOP FINISH COLORS



Black Grey



Silver



White



Blue



Green



Red



Yellow

## TOP OPENINGS



-PL (Planter)  
7 5/8" x 7 5/8"



-PL (Planter)  
7 11/16" x 13 9/16"

## ADDITIONAL NOTES

Ships via common carrier.




PIC planter can be used with or without a lid, depending on the fit of the plants.

Each square and rectangular planter lid comes in 2 parts, split in half diagonally. This allows for easy lid removal with minimal handling or moving of the plant.



Each planter stream has a fully contained internal liner for plants that is 9 7/16" deep. The PIC-60 plant liner measures 9 7/16" x 9 7/16" at the top and 4 15/16" x 4 15/16" at the bottom. The PIC-90R plant liner measures 15 3/8" x 9 7/16" at the top and 10 13/16" x 4 15/16" at the bottom.

Sample chips available.



LINE ART	MODEL	H x W x D	WEIGHT	DESCRIPTION	COLOR/FINISH	LIST PRICE ⓘ	GSA NET	LEVEL 1	LEVEL 2	LEVEL 3	LEVEL 4	LEVEL 5
	PIC-30-PL	13 3/8" 11 7/8" 11 7/8"	14 lbs.	Indoor single compartment painted steel square planter with internal liner and removable top.	Body in White, Silver or Black Grey. Top in White, Silver, Black Grey, Blue, Green, Yellow or Red.	825.00	390.68	371.17	361.43	351.62	341.88	332.06
	PIC-2x30-PL-PL	13 3/8" 23 5/8" 11 7/8"	24 lbs.	Indoor double compartment painted steel planter with two internal liners and removable tops.	Body in White, Silver or Black Grey. Top in White, Silver, Black Grey, Blue, Green, Yellow or Red.	1,410.00	667.71	634.36	617.72	600.94	584.30	567.53
	PIC-3x30-PL-PL-PL	13 3/8" 35 5/16" 11 7/8"	33 lbs.	Indoor triple compartment painted steel planter with three internal liners and removable tops.	Body in White, Silver or Black Grey. Top in White, Silver, Black Grey, Blue, Green, Yellow or Red.	2,005.00	949.47	902.05	878.39	854.53	830.87	807.01



	PIC-45R-PL	13 3/8" 17 11/16" 11 7/8"	17 lbs.	Indoor single compartment painted steel rectangular planter with internal liner and removable top.	Body in White, Silver or Black Grey. Top in White, Silver, Black Grey, Blue, Green, Yellow or Red.	960.00	454.61	431.90	420.58	409.15	397.82	386.40
	PIC-2x45R-PL-PL	13 3/8" 35 5/16" 11 7/8"	28 lbs.	Indoor double compartment painted steel planter with two internal liners and removable tops.	Body in White, Silver or Black Grey. Top in White, Silver, Black Grey, Blue, Green, Yellow or Red.	1,865.00	883.17	839.06	817.06	794.86	772.86	750.66

# VALUTA (CONTRACT #GS-07F-0308W - SIN #337121H)

## BODY FINISH COLORS



Monarch Black



Bronze Metallic



Anodized Silver



Dark Anthracite



Lunar White

## TOP FINISH COLORS



Monarch Black



Bronze Metallic



Anodized Silver



Dark Anthracite



Lunar White



Marine Blue



Sea Green

## TOP OPENINGS



VA1809L-P  
1809L-JR-P  
4-3/16"x13-3/16"



VA1814L-P  
8-3/4"x12-3/4"



VA1818L-P  
12-3/4"x12-3/4"

## HOW TO ORDER



Select Model



Select Body Color



Select Top Color

## ADDITIONAL NOTES

Ships via common carrier.

VALUTA Planter's fully enclosed watertight internal liner depths are as follows: VA1809L-JR: 6"; VA1809L: 6"; VA1814L: 8" VA1818L: 12".

Planters include a 14 1/2" x 26 1/2" polybag(s) that can be filled with sand to add ballast if internal additional weight at the base of the unit is desired for stability. Filling the polybag half full of sand will add approximately 25 pounds of weight to the base.





Use magnets (model GNG-MAG-2; containing 2 magnets) to gang VALUTA/SOTARE units together. For each point of contact between adjacent units being ganged together, 2 magnets are required. For example, ganging 3 VALUTA units together would require 2 pairs of ganging magnets.

Place ganging magnets on the inside steel walls of each adjacent unit by removing the internal liners. Position the units together with magnets facing each other to create the greatest pull.

VALUTA units can also be configured with our SOTARE family of receptacles.

Sample chips available.



LINE ART	MODEL	H x W x D	WEIGHT	DESCRIPTION	COLOR/FINISH	LIST PRICE <sup>1</sup>	GSA NET	LEVEL 1	LEVEL 2	LEVEL 3	LEVEL 4	LEVEL 5
	VA1809L-JR-P	26 1/8" 9" 18"	27 lbs.	Indoor junior height painted steel rectangular planter with internal rigid liner and adjustable glides.	Body in Monarch Black, Dark Anthracite, Anodized Silver, Lunar White or Bronze Metallic. Top in Monarch Black, Dark Anthracite, Anodized Silver, Lunar White, Bronze Metallic, Marine Blue or Sea Green.	1,015.00	480.65	456.65	444.67	432.59	420.62	408.54
	VA1809L-P	33 3/4" 9" 18"	30 lbs.	Indoor painted steel rectangular planter with internal rigid liner and adjustable glides.	Body in Monarch Black, Dark Anthracite, Anodized Silver, Lunar White or Bronze Metallic. Top in Monarch Black, Dark Anthracite, Anodized Silver, Lunar White, Bronze Metallic, Marine Blue or Sea Green.	1,035.00	490.13	465.65	453.43	441.12	428.90	416.59
	VA1814L-P	33 3/4" 14" 18"	42 lbs.	Indoor painted steel rectangular planter with internal rigid liner and adjustable glides.	Body in Monarch Black, Dark Anthracite, Anodized Silver, Lunar White or Bronze Metallic. Top in Monarch Black, Dark Anthracite, Anodized Silver, Lunar White, Bronze Metallic, Marine Blue or Sea Green.	1,135.00	537.48	510.64	497.24	483.74	470.34	456.84
	VA1818L-P	33 3/4" 18" 18"	46 lbs.	Indoor painted steel square planter with internal rigid liner and adjustable glides.	Body in Monarch Black, Dark Anthracite, Anodized Silver, Lunar White or Bronze Metallic. Top in Monarch Black, Dark Anthracite, Anodized Silver, Lunar White, Bronze Metallic, Marine Blue or Sea Green.	1,245.00	589.57	560.13	545.43	530.62	515.93	501.11

# DESK ACCESSORIES

---

HOME → PRODUCTS → DESK ACCESSORIES



# REST (CONTRACT #GS-07F-0308W - SIN #33721)

## ADDITIONAL NOTES

Ships via UPS

Sample chips available.



LINE ART	MODEL	H x W x D	WEIGHT	DESCRIPTION	COLOR/FINISH	LIST PRICE ⓘ	GSA NET	LEVEL 1	LEVEL 2	LEVEL 3	LEVEL 4	LEVEL 5
	REST-FL-04	16" 22" 3/16"	1 lbs.	Faux leather large desk pad	Black 803	215.00	101.81	96.73	94.19	91.63	89.10	86.54
	REST-FL-05	12" 18" 3/16"	1 lbs.	Faux leather small desk pad	Black 803	185.00	87.61	83.23	81.05	78.85	76.66	74.46
	REST-FL-07	4 1/2" 4 1/2" 3/16"	1 lbs.	Set of four coasters in faux leather	Black 803	175.00	82.87	78.73	76.67	74.59	72.52	70.44
	REST-LT-04	16" 22" 3/16"	1 lbs.	Leather large desk pad	Black	635.00	300.71	285.69	278.19	270.64	263.14	255.59
	REST-LT-05	12" 18" 3/16"	1 lbs.	Leather small desk pad	Black	430.00	203.63	193.46	188.38	183.27	178.19	173.08
	REST-LT-07	4 1/2" 4 1/2" 3/16"	1 lbs.	Set of four leather coasters	Black	175.00	82.87	78.73	76.67	74.59	72.52	70.44



# SUP (CONTRACT #GS-07F-0308W - SIN #33721)

## ADDITIONAL NOTES

Ships via UPS

Sample chips available.




LINE ART	MODEL	H x W x D	WEIGHT	DESCRIPTION	COLOR/FINISH	LIST PRICE ⓘ	GSA NET	LEVEL 1	LEVEL 2	LEVEL 3	LEVEL 4	LEVEL 5
	SUP-PHONE	3 5/8" 2 3/8" 2 7/8"	1 lbs.	Desktop stand for smartphone	White, Sand, Black or Silver	72.00	34.10	32.39	31.54	30.69	29.84	28.98
	SUP-TABLET	5 3/4" 8 7/8" 4 3/16"	2 lbs.	Desktop stand for tablet	White, Sand, Black or Silver	130.00	61.56	58.49	56.95	55.41	53.87	52.33

# MAGAZINE RACKS

---

HOME → PRODUCTS → MAGAZINE RACKS




## COMPACT SOISTES (CONTRACT #GS-07F-0308W - SIN #33721)

### ADDITIONAL NOTES

Ships via common carrier.




LINE ART	MODEL	H x W x D	WEIGHT	DESCRIPTION	COLOR/FINISH	LIST PRICE ⓘ	GSA NET	LEVEL 1	LEVEL 2	LEVEL 3	LEVEL 4	LEVEL 5
	SOCC-4A4	68 11/16" 13 3/4" 11 13/16"	60 lbs.	Free standing literature display with four shelves that are height adjustable on frame. Shelves can be set horizontally or at 30, 60 or 90 degrees.	Silver Anodized Aluminum frame. Silver painted base, polycarbonate shelves.	1,580.00	748.21	710.84	692.20	673.40	654.75	635.95

## CUBIC SOISTES (CONTRACT #GS-07F-0308W - SIN #33721)

### ADDITIONAL NOTES

Ships via common carrier.



LINE ART	MODEL	H x W x D	WEIGHT	DESCRIPTION	COLOR/FINISH	LIST PRICE ⓘ	GSA NET	LEVEL 1	LEVEL 2	LEVEL 3	LEVEL 4	LEVEL 5
	SOCU-1100	43 5/16" 13" 12 13/16"	30 lbs.	Catalog or magazine stand with two shelves.	Silver Anodized Aluminum frame, painted Silver shelves and base	1,715.00	812.14	771.58	751.34	730.93	710.70	690.29



FLAP (CONTRACT #GS-07F-0308W - SIN #33721)


SHELVES FINISH COLORS



Textured Forge Grey



White



Satin Black RAL 9011

FRAME FINISH COLORS



Anodized Aluminum

ADDITIONAL NOTES

Ships via common carrier.

Sample chips available.





LINE ART	MODEL	H x W x D	WEIGHT	DESCRIPTION	COLOR/FINISH	LIST PRICE ⓘ	GSA NET	LEVEL 1	LEVEL 2	LEVEL 3	LEVEL 4	LEVEL 5
	FLAP-3	35 7/16" 29 1/2" 7 1/16"	28 lbs.	Wall mounted magazine and literature display with three steel shelves.	Frame is Silver Anodized Aluminum, shelves and base in Satin Black Ral 9011, Textured Forge Grey or Matte White Ral 9003	1,970.00	932.90	886.30	863.06	839.61	816.37	792.93
	FLAP-4	47 1/4" 29 1/2" 7 1/16"	34 lbs.	Wall mounted magazine and literature display with four steel shelves.	Frame is Silver Anodized Aluminum, shelves and base in Satin Black Ral 9011, Textured Forge Grey or Matte White Ral 9003	2,510.00	1,188.61	1,129.25	1,099.63	1,069.76	1,040.14	1,010.28

## RACK SOISTES (CONTRACT #GS-07F-0308W - SIN #33721)

### ADDITIONAL NOTES

Ships via common carrier.





LINE ART	MODEL	H x W x D	WEIGHT	DESCRIPTION	COLOR/FINISH	LIST PRICE ⓘ	GSA NET	LEVEL 1	LEVEL 2	LEVEL 3	LEVEL 4	LEVEL 5
	SORA6-A4	40 9/16" 28 1/4" 16 15/16"	30 lbs.	Magazine rack with 2 shelves that can be inclined independently in three positions. Each shelf is freely adjustable in height and can hold three magazines that are 8 1/2" x 11" in size. Shelves can be set flat, horizontally or tilted at 30, 60 or 90 degrees. Lip on shelves is 1 3/16". Include locking casters.	Silver Anodized Aluminum frame, satin acrylic shelves.	1,820.00	861.86	818.82	797.34	775.68	754.21	732.55
	SORA9-A4	73 5/8" 28 3/4" 16 15/16"	33 lbs.	Magazine rack with 3 shelves that can be inclined independently in three positions. Each shelf is freely adjustable in height and can hold three magazines that are 8 1/2" x 11" in size. Shelves can be set flat, horizontally or tilted at 30, 60 or 90 degrees. Lip on shelves is 1 3/16". Includes locking casters.	Silver Anodized Aluminum frame, satin acrylic shelves.	2,385.00	1,129.42	1,073.01	1,044.87	1,016.49	988.34	959.96

## SCOOP (CONTRACT #GS-07F-0308W - SIN #33721)

### ADDITIONAL NOTES

Ships via FedEx




LINE ART	MODEL	H x W x D	WEIGHT	DESCRIPTION	COLOR/FINISH	LIST PRICE ⓘ	GSA NET	LEVEL 1	LEVEL 2	LEVEL 3	LEVEL 4	LEVEL 5
	SCOOP	38 5/8" 12 5/8" 1/8"-2 3/4"	11 lbs.	Wall mounted newspaper/magazine display with four pockets. Painted steel finish. Pockets expand to 2 3/4" to hold varying sized media.	White, Green or Pink	505.00	239.14	227.20	221.24	215.23	209.27	203.26

WALLMATE SOISTES (CONTRACT #GS-07F-0308W - SIN #33721)

ADDITIONAL NOTES

Ships via common carrier.



LINE ART	MODEL	H x W x D	WEIGHT	DESCRIPTION	COLOR/FINISH	LIST PRICE ⓘ	GSA NET	LEVEL 1	LEVEL 2	LEVEL 3	LEVEL 4	LEVEL 5
	SOWM-960	37 13/16" 37 13/16" 9 5/8"	25 lbs.	Wall mounted magazine or catalog display with three shelves that are adjustable in height on frame.	Silver Anodized Aluminum frame, shelves in satin acrylic.	2,265.00	1,072.59	1,019.02	992.30	965.34	938.62	911.66
	SOCF-1515		1 lb.	Set of two brackets for top of WallMate to hold signage up to 1/8" thick.	Silver	75.00	35.52	33.74	32.86	31.97	31.08	30.19

# STOOLS

---

HOME → PRODUCTS → STOOLS



# CALMA (CONTRACT #GS-07F-0308W - SIN #337121H)

## SEAT FINISH COLORS



Black



Green



White

## FRAME FINISH COLORS



White

## ADDITIONAL NOTES

Ships via common carrier.



Seat height is 30 5/16"

Calma meets or exceeds the minimum requirements per ANSI/BIFMA X5.1-2011 office chairs.

Sample chips available.

Sold in cartons of 4 only.



LINE ART	MODEL	H x W x D	WEIGHT	DESCRIPTION	COLOR/FINISH	LIST PRICE <sup>1</sup>	GSA NET	LEVEL 1	LEVEL 2	LEVEL 3	LEVEL 4	LEVEL 5
	CALMA	35" 14 1/2" 14 3/16"	44 lbs.	Bar height stool made of technopolymer seat with painted frame. Stackable 5 high for storage. Suitable for indoor and outdoor use. Assembly required. Sold in cartons of 4 only.	Frame in White, seat in Black, White or Green.	1,815.00	859.50	816.57	795.15	773.55	752.14	730.54
	CALMA-SO	35" 14 1/2" 14 3/16"	44 lbs.	Bar height stool made of technopolymer seat with painted frame. Stackable 5 high for storage. Suitable for indoor and outdoor use. Assembly required. Sold in cartons of 4 only.	Frame in White, seat in Beige, Red or Pearl Grey as special order.	1,970.00	932.90	886.30	863.06	839.61	816.37	792.93

GINLET (CONTRACT #GS-07F-0308W - SIN #337121H)

FINISH COLORS



Black RAL 9004




ADDITIONAL NOTES

Ships via common carrier.

Ginlet-K seat height is 24".

Ginlet-B seat height is 31 5/8".

Ginlet meets or exceeds the minimum requirements per ANSI/BIFMA X5.1-2011 office chairs.

LINE ART	MODEL	H x W x D	WEIGHT	DESCRIPTION	COLOR/FINISH	LIST PRICE ⓘ	GSA NET	LEVEL 1	LEVEL 2	LEVEL 3	LEVEL 4	LEVEL 5
	GINLET-K	25 9/16" 19 5/16" 15 3/8"	16 lbs.	Counter height stool with polyurethane swivel seat, painted frame and chrome foot rest. Seat height is 24".	Seat and frame in Black RAL 9004 with chrome footrest	1,280.00	606.15	575.87	560.77	545.54	530.43	515.20

# ISIDORO (CONTRACT #GS-07F-0308W - SIN #337121H)

## FINISH COLORS



Pearl Grey



White



## ADDITIONAL NOTES



Ships via common carrier.

Seat height is 30 1/8".

Isidoro meets or exceeds the minimum requirements per ANSI/BIFMA X5.1-2011 office chairs.

Sample chips available.

Sold in cartons of 4 only.

LINE ART	MODEL	H x W x D	WEIGHT	DESCRIPTION	COLOR/FINISH	LIST PRICE <sup>1</sup>	GSA NET	LEVEL 1	LEVEL 2	LEVEL 3	LEVEL 4	LEVEL 5
	ISI-STL	38 3/16" 18 29/32" 18 1/8"	45 lbs.	Bar height stool made of technopolymer with co-injected metal frame. Stackable 6 high for storage. Suitable for indoor and outdoor use. Sold in Cartons of 4 only.	White or Pearl Grey	1,650.00	781.36	742.34	722.87	703.23	683.76	664.13
	ISI-STL-SO	38 3/16" 18 29/32" 18 1/8"	45 lbs.	Bar height stool made of technopolymer with co-injected metal frame. Stackable 6 high for storage. Suitable for indoor and outdoor use. Sold in Cartons of 4 only.	Sage Green, Bordeaux, Turtledove, Sand or Dark Grey	1,765.00	835.82	794.07	773.25	752.24	731.42	710.41

# RIVISTA (CONTRACT #GS-07F-0308W - SIN #337121H)

## STANDARD SEAT & INSERT FINISH COLORS



Black Seat White  
Insert



White Seat Grey  
Insert

## FRAME FINISH COLORS



White

## ADDITIONAL NOTES

Ships via common carrier.



Seat height is 30 3/4"

Rivista meets or exceeds the minimum requirements per ANSI/BIFMA X5.1-2011 office chairs.

Sample chips available.

Sold in cartons of 4 only.



LINE ART	MODEL	H x W x D	WEIGHT	DESCRIPTION	COLOR/FINISH	LIST PRICE ⓘ	GSA NET	LEVEL 1	LEVEL 2	LEVEL 3	LEVEL 4	LEVEL 5
	RIVISTA-STL	47 11/16" 17 3/4" 17 3/4"	49 lbs.	Bar height stool made of techno polymer seat with painted frame. Stackable 4 high for storage. Suitable for indoor and outdoor use. Assembly required. Sold in Cartons of 4 only.	Frame in White, seat in White with Grey insert or Black with White insert	2,115.00	1,001.56	951.54	926.58	901.41	876.46	851.29
	RIVISTA-STL-SO	47 11/16" 17 3/4" 17 3/4"	44 lbs.	Bar height stool made of techno polymer seat with painted frame. Stackable 4 high for storage. Suitable for indoor and outdoor use. Assembly required. Sold in Cartons of 4 only.	Red with White insert, Turtle dove with White insert as special order	2,355.00	1,115.21	1,059.51	1,031.73	1,003.70	975.91	947.89



# OUTDOOR SEATING

---

HOME → PRODUCTS → OUTDOOR SEATING



# CALMA (CONTRACT #GS-07F-0308W - SIN #337121H)

## SEAT FINISH COLORS



Black



Green



White

## FRAME FINISH COLORS



White

## ADDITIONAL NOTES

Ships via common carrier.



Seat height is 30 5/16"

Calma meets or exceeds the minimum requirements per ANSI/BIFMA X5.1-2011 office chairs.

Sample chips available.

Sold in cartons of 4 only.



LINE ART	MODEL	H x W x D	WEIGHT	DESCRIPTION	COLOR/FINISH	LIST PRICE <sup>1</sup>	GSA NET	LEVEL 1	LEVEL 2	LEVEL 3	LEVEL 4	LEVEL 5
	CALMA	35" 14 1/2" 14 3/16"	44 lbs.	Bar height stool made of technopolymer seat with painted frame. Stackable 5 high for storage. Suitable for indoor and outdoor use. Assembly required. Sold in cartons of 4 only.	Frame in White, seat in Black, White or Green.	1,815.00	859.50	816.57	795.15	773.55	752.14	730.54
	CALMA-SO	35" 14 1/2" 14 3/16"	44 lbs.	Bar height stool made of technopolymer seat with painted frame. Stackable 5 high for storage. Suitable for indoor and outdoor use. Assembly required. Sold in cartons of 4 only.	Frame in White, seat in Beige, Red or Pearl Grey as special order.	1,970.00	932.90	886.30	863.06	839.61	816.37	792.93

# ISIDORO (CONTRACT #GS-07F-0308W - SIN #337121H)

## FINISH COLORS



Pearl Grey



White



## ADDITIONAL NOTES



Ships via common carrier.

Seat height is 30 1/8".

Isidoro meets or exceeds the minimum requirements per ANSI/BIFMA X5.1-2011 office chairs.

Sample chips available.

Sold in cartons of 4 only.

LINE ART	MODEL	H x W x D	WEIGHT	DESCRIPTION	COLOR/FINISH	LIST PRICE <sup>1</sup>	GSA NET	LEVEL 1	LEVEL 2	LEVEL 3	LEVEL 4	LEVEL 5
	ISI-STL	38 3/16" 18 29/32" 18 1/8"	45 lbs.	Bar height stool made of technopolymer with co-injected metal frame. Stackable 6 high for storage. Suitable for indoor and outdoor use. Sold in Cartons of 4 only.	White or Pearl Grey	1,650.00	781.36	742.34	722.87	703.23	683.76	664.13
	ISI-STL-SO	38 3/16" 18 29/32" 18 1/8"	45 lbs.	Bar height stool made of technopolymer with co-injected metal frame. Stackable 6 high for storage. Suitable for indoor and outdoor use. Sold in Cartons of 4 only.	Sage Green, Bordeaux, Turtledove, Sand or Dark Grey	1,765.00	835.82	794.07	773.25	752.24	731.42	710.41

# JOULE (CONTRACT #GS-07F-0308W - SIN #337121H)

## FINISH COLORS



White



Black



Pearl Grey

## SPECIAL ORDER FINISH COLORS



Lobster



Sand



Pale Blue

## ADDITIONAL NOTES

Ships via common carrier.

Seat height for Joule is 18 inches from floor to seat pan.



Seat height is 17 3/8".

JOULE meets or exceeds the minimum requirements per ANSI/BIFMA X5.1-2017 office chairs.

Sample chips available.

Sold in sets of 4 only.



LINE ART	MODEL	H x W x D	WEIGHT	DESCRIPTION	COLOR/FINISH	LIST PRICE ⓘ	GSA NET	LEVEL 1	LEVEL 2	LEVEL 3	LEVEL 4	LEVEL 5
	JOULE	31 1/4" 21" 20"	55 lbs.	Techno polymer chair with coinjected metal frame. Stackable 8 units high. Ships assembled. Suitable for indoor and outdoor use. Sold in Cartons of 4 only.	White, Black or Pearl Grey	1,915.00	906.85	861.56	838.96	816.17	793.58	770.79
	JOULE-SO	31 1/4" 21" 20"	55 lbs.	Techno polymer chair with coinjected metal frame. Stackable 8 units high. Ships assembled. Suitable for indoor and outdoor use. Sold in Cartons of 4 only.	Lobster, Sand or Pale Blue	2,035.00	963.68	915.55	891.53	867.32	843.30	819.09

# LUCIDO (CONTRACT #GS-07F-0308W - SIN #337121H)

## FINISH COLORS



White

## ADDITIONAL NOTES

Ships via common carrier.


Seat height is 18".

Lucido meets or exceeds the minimum requirements per ANSI/BIFMA X5.1-2011 office chairs.

Sample chips available.

Sold in cartons of 4 only.



LINE ART	MODEL	H x W x D	WEIGHT	DESCRIPTION	COLOR/FINISH	LIST PRICE <sup>1</sup>	GSA NET	LEVEL 1	LEVEL 2	LEVEL 3	LEVEL 4	LEVEL 5
	LUCIDO	32 5/16" 18 1/4" 19 11/16"	42 lbs.	Techno polymer chair with co-injected metal frame. Stackable 5 units high. Ships assembled. Suitable for indoor and outdoor use. Sold in Cartons of 4 only.	White	1,410.00	667.71	634.36	617.72	600.94	584.30	567.53

# RIVISTA (CONTRACT #GS-07F-0308W - SIN #337121H)

## STANDARD SEAT & INSERT FINISH COLORS



Black Seat White  
Insert



White Seat Grey  
Insert

## FRAME FINISH COLORS



White

## ADDITIONAL NOTES

Ships via common carrier.



Seat height is 30 3/4"

Rivista meets or exceeds the minimum requirements per ANSI/BIFMA X5.1-2011 office chairs.

Sample chips available.


Sold in cartons of 4 only.



LINE ART	MODEL	H x W x D	WEIGHT	DESCRIPTION	COLOR/FINISH	LIST PRICE ⓘ	GSA NET	LEVEL 1	LEVEL 2	LEVEL 3	LEVEL 4	LEVEL 5
	RIVISTA-STL	47 11/16" 17 3/4" 17 3/4"	49 lbs.	Bar height stool made of techno polymer seat with painted frame. Stackable 4 high for storage. Suitable for indoor and outdoor use. Assembly required. Sold in Cartons of 4 only.	Frame in White, seat in White with Grey insert or Black with White insert	2,115.00	1,001.56	951.54	926.58	901.41	876.46	851.29
	RIVISTA-STL-SO	47 11/16" 17 3/4" 17 3/4"	44 lbs.	Bar height stool made of techno polymer seat with painted frame. Stackable 4 high for storage. Suitable for indoor and outdoor use. Assembly required. Sold in Cartons of 4 only.	Red with White insert, Turtle dove with White insert as special order	2,355.00	1,115.21	1,059.51	1,031.73	1,003.70	975.91	947.89

RIVISTA CHAIR (CONTRACT #GS-07F-0308W - SIN #337121H)

STANDARD SEAT & INSERT FINISH COLORS



Black Seat White Insert



White Seat Grey Insert

FRAME FINISH COLORS



White

ADDITIONAL NOTES

Ships via common carrier.



Seat height is 17 3/4"

Rivista meets or exceeds the minimum requirements per ANSI/BIFMA X5.1-2011 office chairs.

Sample chips available.

Sold in cartons of 4 only.



LINE ART	MODEL	H x W x D	WEIGHT	DESCRIPTION	COLOR/FINISH	LIST PRICE ⓘ	GSA NET	LEVEL 1	LEVEL 2	LEVEL 3	LEVEL 4	LEVEL 5
	RIVISTA-CHR	31 29/32" 16 15/16" 19 11/16"	44 lbs.	Chair made of techno polymer seat with painted frame. Seat height is 17 3/4". Stackable 5 high for storage. Suitable for indoor and outdoor use. Sold in Cartons of 4 only.	Frame in White, seat in White with Grey insert or Black with White insert	1,650.00	781.36	742.34	722.87	703.23	683.76	664.13
	RIVISTA-CHR-SO	31 29/32" 16 15/16" 19 11/16"	44 lbs.	Chair made of technopolymer seat with painted frame. Seat height is 17 3/4". Stackable 5 high for storage. Suitable for indoor and outdoor use. Sold in Cartons of 4 only.	Frame in White, seat in Red with White insert or Turtle Dove with White insert. Available as special order.	1,765.00	835.82	794.07	773.25	752.24	731.42	710.41

# OUTDOOR TABLES

---

[HOME](#) → [PRODUCTS](#) → [OUTDOOR TABLES](#)





SIM (CONTRACT #GS-07F-0308W - SIN #337121H)

ADDITIONAL NOTES

Ships via common carrier.

Sample chips available.



LINE ART	MODEL	H x W x D	WEIGHT	DESCRIPTION	COLOR/FINISH	LIST PRICE ⓘ	GSA NET	LEVEL 1	LEVEL 2	LEVEL 3	LEVEL 4	LEVEL 5
	SIM-01	29 3/4" 31 1/2" 31 1/2"	42 lbs.	Outdoor square chair height table with painted steel top and legs	Top in White, Black or Grey, legs in White, Black or Grey	1,065.00	504.33	479.14	466.58	453.90	441.34	428.66
	SIM-02	39 5/16" 31 1/2" 31 1/2"	42 lbs.	Outdoor square stool height table with painted steel top and legs	Top in White, Black or Grey, base in White, Black or Grey	1,175.00	556.42	528.63	514.77	500.79	486.92	472.94
	SIM-03	29 3/4" 47 1/4" 31 1/2"	50 lbs.	Outdoor rectangular chair height table with painted steel top and legs	Top in White, Black or Grey, base in White, Black or Grey	1,440.00	681.91	647.86	630.86	613.73	596.74	579.60

# STEP (CONTRACT #GS-07F-0308W - SIN #337121H)

## FRAME & LEGS FINISH COLORS



Green



Pearl Grey



White

## TOP FINISH COLORS



White

## ADDITIONAL NOTES

Ships via common carrier.




Step tables include 6 hooks on under-side to hold purses/bags.

Assembly required. Indoor and outdoor use.

Sample chips available.



LINE ART	MODEL	H x W x D	WEIGHT	DESCRIPTION	COLOR/FINISH	LIST PRICE	GSA NET	LEVEL 1	LEVEL 2	LEVEL 3	LEVEL 4	LEVEL 5
	STEP-01	43 1/2" 47 1/4" 19 3/4"	56 lbs.	High table constructed of co-injected metal frame with techno polymer high pressure phenolic top with black edge band. Painted frame with satin aluminum foot bar.	Top in White, frame/legs in White, Pearl Grey or Green	1,635.00	774.26	735.59	716.29	696.84	677.54	658.09
	STEP-01-SO	43 1/2" 47 1/4" 19 3/4"	56 lbs.	High table constructed of co-injected metal frame with techno polymer high pressure phenolic top with black edge band. Painted frame with satin aluminum foot bar.	Table top in Black or Pearl Grey, frame/legs in Red, Brown, Black, Sand or Teal as special order	1,765.00	835.82	794.07	773.25	752.24	731.42	710.41
	STEP-02	43 1/2" 47 1/4" 27 3/4"	58 lbs.	High table constructed of co-injected metal frame with techno polymer high pressure phenolic top with black edge band. Painted frame with satin aluminum foot bar.	Top in White, frame/legs in White, Pearl Grey or Green	1,750.00	828.72	787.33	766.68	745.85	725.20	704.38
	STEP-02-SO	43 1/2" 47 1/4" 27 3/4"	58 lbs.	High table constructed of co-injected metal frame with techno polymer high pressure phenolic top with black edge band. Painted frame with satin aluminum foot bar.	Table top in Black or Pearl Grey, frame/legs in Red, Brown, Black, Sand or Teal as special order	1,985.00	940.00	893.05	869.63	846.01	822.58	798.96
	STEP-03	43 1/2" 70 7/8" 19 11/16"	89 lbs.	High table constructed of co-injected metal frame with techno polymer high pressure phenolic top with black edge band. Painted frame with satin aluminum foot bar.	Top in White, frame/legs in White, Pearl Grey or Green.	1,675.00	793.20	753.58	733.82	713.89	694.12	674.19

	STEP-03-SO	43 1/2" 70 7/8" 19 11/16"	89 lbs.	High table constructed of co-injected metal frame with techno polymer high pressure phenolic top with black edge band. Painted frame with satin aluminum foot bar.	Table top in Black or Pearl Grey, frame/legs in Red, Brown, Black, Sand or Teal as special order	1,995.00	944.74	897.55	874.01	850.27	826.73	802.99
	STEP-04	43 1/2" 70 7/8" 27 3/16"	104 lbs.	High table constructed of co-injected metal frame with techno polymer high pressure phenolic top with black edge band. Painted frame with satin aluminum foot bar.	Top in White, frame/legs in White, Pearl Grey or Green.	1,815.00	859.50	816.57	795.15	773.55	752.14	730.54
	STEP-04-SO	43 1/2" 70 7/8" 27 3/16"	104 lbs.	High table constructed of co-injected metal frame with techno polymer high pressure phenolic top with black edge band. Painted frame with satin aluminum foot bar.	Table top in Black or Pearl Grey, frame/legs in Red, Brown, Black, Sand or Teal as special order	2,065.00	977.88	929.04	904.68	880.10	855.74	831.16

# OUTDOOR ASHTRAYS

---

[HOME](#) → [PRODUCTS](#) → [OUTDOOR ASHTRAYS](#)



# FUM (CONTRACT #GS-07F-0308W - SIN #326199)

## FINISH COLORS



Black



White



## ADDITIONAL NOTES

Ships via UPS

Suitable for outdoor use.

Includes tool needed to remove lid. Slot for disposal is 1 15/16" long by 2 1/8" wide.

Sample chips available.


LINE ART	MODEL	H x W x D	WEIGHT	DESCRIPTION	COLOR/FINISH	LIST PRICE	GSA NET	LEVEL 1	LEVEL 2	LEVEL 3	LEVEL 4	LEVEL 5
	FUM	39 11/16" 9 5/8" 9 5/8"	13 lbs.	Standing ashtray. Can be secured to the ground.	Matte White Ral 9003 or Satin Black Ral 9011	1,310.00	620.35	589.37	573.91	558.32	542.86	527.28
	FUM-W	19 15/16" 2 1/8" 3 3/4"	4 lbs.	Wall mounted ashtray.	Matte White RAL 9003 or Satin Black RAL 9011	910.00	430.93	409.41	398.67	387.84	377.10	366.28




# VESUVIO (CONTRACT #GS-07F-0308W - SIN #326199)

## ADDITIONAL NOTES

Wall mounted units VEM/VEM-C ship via UPS; freestanding and ground fixed units ship via common carrier.

VEF is the only model that can be secured to the ground.




LINE ART	MODEL	H x W x D	WEIGHT	DESCRIPTION	COLOR/FINISH	LIST PRICE ⓘ	GSA NET	LEVEL 1	LEVEL 2	LEVEL 3	LEVEL 4	LEVEL 5
	VEF	44 5/16" 9 13/16" 7 11/16"	28 lbs.	Ground /floor fixed ashtray	Black or Silver	1,245.00	589.57	560.13	545.43	530.62	515.93	501.11
	VES	44 5/16" 9 13/16" 12"	28 lbs.	Freestanding ashtray	Black or Silver	1,395.00	660.60	627.61	611.15	594.55	578.09	561.49
	VESR	44 5/16" 15 3/4" 15 3/4"	43 lbs.	Freestanding ashtray with large base	Black or Silver	1,445.00	684.28	650.11	633.05	615.86	598.81	581.61

# BROCHURE & LEAFLET HOLDER

---

[HOME](#) → [PRODUCTS](#) → [BROCHURE & LEAFLET HOLDER](#)












# DACAPO (CONTRACT #GS-07F-0308W - SIN #33721)

## ADDITIONAL NOTES











Ships via FedEx

Dacapo is available in pre-configured sets or purchase components (rail and polystyrene holders) to meet your requirements.



LINE ART	MODEL	H x W x D	WEIGHT	DESCRIPTION	COLOR/FINISH	LIST PRICE ⓘ	GSA NET	LEVEL 1	LEVEL 2	LEVEL 3	LEVEL 4	LEVEL 5
	DC50-2A4	10 1/2" 19 11/16" 5 1/2"	3 lbs.	Wall mounted rail with two A4 sized polystyrene brochure holders (for brochures up to 8 1/2" W x 11 11/16" H).	Silver Anodized Aluminum rail with clear pockets	239.00	113.18	107.53	104.71	101.86	99.04	96.20
	DC50-3A5	7 7/8" 19 11/16" 4 3/8"	3 lbs.	Wall mounted rail with three A5 sized polystyrene leaflet holders (for leaflets up to 5 13/16" W x 8 1/4" H).	Silver Anodized Aluminum rail with clear pockets	307.00	145.38	138.12	134.50	130.84	127.22	123.57
	DC50-4A6	5 1/4" 19 11/16" 3 1/4"	2 lbs.	Wall mounted rail with four A6 sized polystyrene leaflet holders (for leaflets up to 4 1/8" W x 5 13/16" H).	Silver Anodized Aluminum rail with clear pockets	317.00	150.12	142.62	138.88	135.11	131.36	127.59
	DC10-4A4	10 1/2" 39 3/8" 5 1/2"	5 lbs.	Wall mounted rail with four A4 sized polystyrene brochure holders (for brochures up to 8 1/2" W x 11 11/16" H).	Silver Anodized Aluminum rail with clear pockets	473.00	223.99	212.80	207.22	201.59	196.01	190.38
	DC10-6A5	7 7/8" 39 3/8" 4 3/8"	5 lbs.	Wall mounted rail with six A5 sized polystyrene leaflet holders (for leaflets up to 5 13/16" W x 8 1/4" H).	Silver Anodized Aluminum rail with clear pockets	598.00	283.18	269.04	261.98	254.87	247.81	240.70
	DC10-8A6	5 1/4" 39 3/8" 3 1/4"	4 lbs.	Wall mounted rail with eight A6 sized polystyrene leaflet holders (for leaflets up to 4 1/8" W x 5 13/16" H).	Silver Anodized Aluminum rail with clear pockets	665.00	314.91	299.18	291.34	283.42	275.58	267.66
	DC15-6A4	10 1/2" 59 1/16" 5 1/2"	9 lbs.	Wall mounted rail with six A4 sized polystyrene brochure holders (for brochures up to 8 1/2" W x 11 11/16" H).	Silver Anodized Aluminum rail with clear pockets	796.00	376.95	358.12	348.73	339.26	329.86	320.39
	DC15-9A5	7 7/8" 59 1/16" 4 3/8"	8 lbs.	Wall mounted rail with nine A5 sized polystyrene leaflet holders (for leaflets up to 5 13/16" W x 8 1/4" H).	Silver Anodized Aluminum rail with clear pockets	967.00	457.92	435.05	423.64	412.14	400.72	389.22
	DC15-12A6	5 1/4" 59 1/16" 3 1/4"	6 lbs.	Wall mounted rail with twelve A6 sized polystyrene leaflet holders (for leaflets up to 4 1/8" W x 5 13/16" H).	Silver Anodized Aluminum rail with clear pockets	1,024.00	484.92	460.70	448.61	436.43	424.35	412.16



	DC20-8A4	10 1/2" 78 3/4" 5 1/2"	12 lbs.	Wall mounted rail with eight A4 sized polystyrene brochure holders (for brochures up to 8 1/2" W x 11 11/16" H). Rail in two 39 3/8" sections.	Silver Anodized Aluminum rail with clear pockets	1,024.00	484.92	460.70	448.61	436.43	424.35	412.16
	DC20-12A5	7 7/8" 78 3/4" 4 3/8"	20 lbs.	Wall mounted rail with twelve A5 sized polystyrene leaflet holders (for leaflets up to 5 13/16" W x 8 1/4" H). Rail in two 39 3/8" sections.	Silver Anodized Aluminum rail with clear pockets	1,264.00	598.57	568.67	553.76	538.72	523.80	508.76
	DC20-16A6	5 1/4" 78 3/4" 3 1/4"	12 lbs.	Wall mounted rail with sixteen A6 sized polystyrene leaflet holders (for leaflets up to 4 1/8" W x 5 13/16" H). Rail in two 39 3/8" sections.	Silver Anodized Aluminum rail with clear pockets	1,336.00	632.67	601.07	585.30	569.40	553.64	537.74
	DCR-500	19 11/16"	2 lbs.	Wall mounted rail only 19 11/16" long	Silver Anodized Aluminum	83.00	39.30	37.34	36.36	35.37	34.40	33.41
	DCR-1000	39 3/8"	3 lbs.	Wall mounted rail only 39 3/8" long	Silver Anodized Aluminum	125.00	59.19	56.24	54.76	53.28	51.80	50.31
	DCR-1500	59 1/16"	4 lbs.	Wall mounted rail only 59 1/16" long	Silver Anodized Aluminum	182.00	86.19	81.88	79.73	77.57	75.42	73.26
	DCR-2000	78 3/4"	6 lbs.	Wall mounted rail only 78 3/4" long	Silver Anodized Aluminum	286.00	135.44	128.67	125.30	121.89	118.52	115.12
	DCT-A6	5 7/8" 4 5/8" 2 1/2"	1/2 lb.	A6 sized polystyrene leaflet holder only (for leaflets up to 4 1/8" W x 5 13/16" H). Pocket is 1 5/8" deep.	Clear Polystyrene	64.00	30.31	28.79	28.04	27.28	26.52	25.76
	DCT-A5	8" 6 1/2" 2 3/4"	1/2 lb.	A5 sized polystyrene leaflet holder only (for leaflets up to 5 13/16" W x 8 1/4" H). Pocket is 1 5/8" deep.	Clear Polystyrene	78.00	36.94	35.09	34.17	33.24	32.32	31.40
	DCT-A4	11 3/16" 9" 3 1/4"	1/2 lb.	A4 sized polystyrene brochure holder only (for brochures up to 8 1/2" W x 11 11/16" H). Pocket is 1 5/8" deep.	Clear Polystyrene	98.00	46.41	44.09	42.93	41.77	40.61	39.45

# DACAPO I POINT (CONTRACT #GS-07F-0308W - SIN #33721)


## ADDITIONAL NOTES

Ships via common carrier.

Dacapo Ipoint is available in pre-configured sets or purchase components (free standing display and polystyrene holders) to meet your requirements.




LINE ART	MODEL	H x W x D	WEIGHT	DESCRIPTION	COLOR/FINISH	LIST PRICE ⓘ	GSA NET	LEVEL 1	LEVEL 2	LEVEL 3	LEVEL 4	LEVEL 5
	DACI-5A4	68 1/8" 13 1/16" 13 1/16"	40 lbs.	Free standing single sided brochure display with five A4 sized polystyrene brochure holders (for brochures up to 8 1/2" W x 11 11/16" H).	Black display with Silver frame and clear pockets	1,820.00	861.86	818.82	797.34	775.68	754.21	732.55
	DACI-10A4	68 1/8" 13 1/16" 13 1/16"	47 lbs.	Free standing double sided brochure display with ten A4 sized polystyrene brochure holders (for brochures up to 8 1/2" W x 11 11/16" H).	Black display with Silver frame and clear pockets	2,265.00	1,072.59	1,019.02	992.30	965.34	938.62	911.66
	DACI-5A5	68 1/8" 13 1/16" 13 1/16"	39 lbs.	Free standing single sided leaflet display with five A5 sized polystyrene leaflet holders (for leaflets up to 5 13/16" W x 8 1/4" H).	Black display with Silver frame and clear pockets	1,660.00	786.10	746.83	727.25	707.49	687.90	668.15
	DACI-10A5	68 1/8" 13 1/16" 13 1/16"	43 lbs.	Free standing double sided leaflet display with ten A5 sized polystyrene leaflet holders (for leaflets up to 5 13/16" W x 8 1/4" H).	Black display with Silver frame and clear pockets	2,095.00	992.09	942.54	917.82	892.89	868.17	843.24
	DACI-9A6	68 1/8" 13 1/16" 13 1/16"	39 lbs.	Free standing single sided leaflet display with nine A6 sized polystyrene leaflet holders (for leaflets up to 4 1/8" W x 5 13/16" H).	Black display with Silver frame and clear pockets	1,880.00	890.28	845.81	823.63	801.26	779.07	756.70
	DACI-18A6	68 1/8" 13 1/16" 13 1/16"	42 lbs.	Free standing double sided leaflet display with eighteen A6 sized polystyrene leaflet holders (for leaflets up to 4 1/8" W x 5 13/16" H).	Black display with Silver frame and clear pockets	2,365.00	1,119.95	1,064.01	1,036.11	1,007.96	980.06	951.91
	DACI-PR	68 1/8" 13 1/16" 13 1/16"	35 lbs.	Free standing double sided display with 9 slots on each side. Compatible with A4/A5/A6 sized polystyrene holders.	Black display with Silver frame	1,220.00	577.73	548.88	534.48	519.96	505.57	491.05
	DCT-A6	5 7/8" 4 5/8" 2 1/2"	1/2 lb.	A6 sized polystyrene leaflet holder only (for leaflets up to 4 1/8" W x 5 13/16" H). Pocket is 1 5/8" deep.	Clear Polystyrene	64.00	30.31	28.79	28.04	27.28	26.52	25.76
	DCT-A5	8" 6 1/2" 2 3/4"	1/2 lb.	A5 sized polystyrene leaflet holder only (for leaflets up to 5 13/16" W x 8 1/4" H). Pocket is 1 5/8" deep.	Clear Polystyrene	78.00	36.94	35.09	34.17	33.24	32.32	31.40

	DCT-A4	11 3/16" 9" 3 1/4"	½ lb.	A4 sized polystyrene brochure holder only (for brochures up to 8 1/2" W x 11 11/16" H). Pocket is 1 5/8" deep.	Clear Polystyrene	98.00	46.41	44.09	42.93	41.77	40.61	39.45
---	--------	--------------------------	-------	--	-------------------	-------	-------	-------	-------	-------	-------	-------

# UMBRELLA STANDS

---

HOME → PRODUCTS → UMBRELLA STANDS



DRIP (CONTRACT #GS-07F-0308W - SIN #337121H)

FINISH COLORS



Textured Black RAL 9005



Textured White RAL 9016

ADDITIONAL NOTES

Ships via UPS  
Sample chips available.



LINE ART	MODEL	H x W x D	WEIGHT	DESCRIPTION	COLOR/FINISH	LIST PRICE ⓘ	GSA NET	LEVEL 1	LEVEL 2	LEVEL 3	LEVEL 4	LEVEL 5
	DRIP	17 11/16" 12 3/8" 12 3/8"	14 lbs.	Umbrella stand in epoxy coated steel with removable drip tray.	Textured Black RAL 9005 or Textured White RAL 9016	1,695.00	802.67	762.58	742.58	722.41	702.41	682.24

# DROP-IN (CONTRACT #GS-07F-0308W - SIN #337121H)

## LARGE BIN FINISH COLORS



Textured Black



Textured Forge Grey



Textured White

## INTEGRATED SMALL BIN FINISH COLORS



Textured Black



Textured Forge Grey



Textured White



Mustard





Grey Beige

## ADDITIONAL NOTES

Ships via UPS

Sample chips available.



LINE ART	MODEL	H x W x D	WEIGHT	DESCRIPTION	COLOR/FINISH	LIST PRICE ⓘ	GSA NET	LEVEL 1	LEVEL 2	LEVEL 3	LEVEL 4	LEVEL 5
	DROP IN-01	18 7/8" 15 3/8" 7 1/16"	15 lbs.	Umbrella stand with removable drip tray.	Textured White, Textured Black Ral 9011 or Textured Forge Grey.	660.00	312.54	296.93	289.15	281.29	273.50	265.65
	DROP IN-02	19 15/16" 16 3/8" 7 1/16"	18 lbs.	Umbrella stand for long umbrellas with integrated bin for shorter umbrellas. Removable drip tray.	Textured White, Textured Black Ral 9011 or Textured Forge Grey main bin. Integrated bin available in Textured White, Textured Black, Textured Forge Grey, Matte Grey Beige Ral 1019 or Mustard Gloss RAL 1012.	1,035.00	490.13	465.65	453.43	441.12	428.90	416.59

## FORREIN (CONTRACT #GS-07F-0308W - SIN #337121H)

### FINISH COLORS



Textured Black



Textured Forge  
Grey




Textured White

### ADDITIONAL NOTES

Ships via UPS

Sample chips available.





LINE ART	MODEL	H x W x D	WEIGHT	DESCRIPTION	COLOR/FINISH	LIST PRICE ⓘ	GSA NET	LEVEL 1	LEVEL 2	LEVEL 3	LEVEL 4	LEVEL 5
	FORREIN	19 13/16" 12 13/16" 9 7/16"	15 lbs.	Umbrella stand with polyethylene base.	Textured White, Textured Black Ral 9011 or Textured Forge Grey	635.00	300.71	285.69	278.19	270.64	263.14	255.59

## P70/P100 (CONTRACT #GS-07F-0308W - SIN #337121H)

### ADDITIONAL NOTES

Ships via UPS



LINE ART	MODEL	H x W x D	WEIGHT	DESCRIPTION	COLOR/FINISH	LIST PRICE ⓘ	GSA NET	LEVEL 1	LEVEL 2	LEVEL 3	LEVEL 4	LEVEL 5
	P 70	20 7/8" 27 9/16" 8 11/16"	14 lbs.	Umbrella stand for up to 15 umbrellas	Dark Grey w/Satin Aluminum	930.00	440.40	418.41	407.43	396.37	385.39	374.33
	P 100	20 7/8" 39 3/8" 8 11/16"	16 lbs.	Umbrella stand for up to 20 umbrellas	Dark Grey w/Satin Aluminum	955.00	452.24	429.65	418.39	407.02	395.75	384.39

# PLATEA (CONTRACT #GS-07F-0308W - SIN #337121H)

## FRAME FINISH COLORS



Chrome

## DRIP TRAY FINISH COLORS




Aluminum RAL  
9006

## ADDITIONAL NOTES

Ships via UPS



LINE ART	MODEL	H x W x D	WEIGHT	DESCRIPTION	COLOR/FINISH	LIST PRICE ⓘ	GSA NET	LEVEL 1	LEVEL 2	LEVEL 3	LEVEL 4	LEVEL 5
	PLATEA	19 5/16" 11 7/16" round	8 lbs.	Umbrella stand for all sizes of umbrellas. Includes easily removable drip tray.	Chrome with drip tray in Aluminum Ral 9006.	795.00	376.47	357.67	348.29	338.83	329.45	319.99



BODY FINISH COLORS



Stainless Steel RAL 9006


ADDITIONAL NOTES

Ships via UPS

Riga Stainless Steel units are suitable for outdoor use under cover.

Sample chips available.



LINE ART	MODEL	H x W x D	WEIGHT	DESCRIPTION	COLOR/FINISH	LIST PRICE ⓘ	GSA NET	LEVEL 1	LEVEL 2	LEVEL 3	LEVEL 4	LEVEL 5
	RIGA-UMB	19 5/16" 9 13/16" 9 13/16"	10 lbs.	Umbrella stand with four sections for umbrellas and non-skid grid on bottom to hold umbrellas in place.	Stainless Steel with Black ABS base.	890.00	421.46	400.41	389.91	379.32	368.82	358.23

# YIN (CONTRACT #GS-07F-0308W - SIN #337121H)

## FINISH COLORS



White




Black

## ADDITIONAL NOTES

Ships via UPS

Sample chips available.

LINE ART	MODEL	H x W x D	WEIGHT	DESCRIPTION	COLOR/FINISH	LIST PRICE ⓘ	GSA NET	LEVEL 1	LEVEL 2	LEVEL 3	LEVEL 4	LEVEL 5
	YIN-22	19 3/4" 15 3/4" round	12 lbs.	Steel umbrella stand.	Red, Black or White	340.00	161.01	152.97	148.95	144.91	140.90	136.85

# MESSAGE BOARD

---

[HOME](#) → [PRODUCTS](#) → [MESSAGE BOARD](#)



# PANTALLA (CONTRACT #GS-07F-0308W - SIN #337215SBSA)

## FINISH COLORS



Black



White



Mustard



Grey Beige

## FREE STANDING UNIT FINISH COLORS



Black



White





## ADDITIONAL NOTES

Pantalla-S/M/L ship via UPS; Pantalla-FLR ships via common carrier.

White magnets are included. S unit includes 4, M unit includes 6, L unit includes 8 and FLR units include 10.

Sample chips available.




LINE ART	MODEL	H x W x D	WEIGHT	DESCRIPTION	COLOR/FINISH	LIST PRICE <sup>1</sup>	GSA NET	LEVEL 1	LEVEL 2	LEVEL 3	LEVEL 4	LEVEL 5
	PANTALLA-FLR	71 11/16" 17 3/4" 18 1/8"	67 lbs.	Free standing vertical magnetic notice panel for various media that can also function as a room divider. Units can be used individually or grouped together.	Glossy White Ral 9003, Satin Black Ral 9011	2,835.00	1,342.52	1,275.47	1,242.01	1,208.28	1,174.82	1,141.09
	PANTALLA-S	17 5/16" 17 5/16" 3/16"	7 lbs.	Magnetic notice panel for various media. Units can be used individually or grouped together to create an original wall composition.	Satin Black RAL 9011, Matte Grey Beige RAL 1019, or Mustard Gloss RAL 1012	460.00	217.83	206.95	201.53	196.05	190.62	185.15
	PANTALLA-M	17 5/16" 34 5/8" 3/16"	14 lbs.	Magnetic notice panel for various media. Units can be used individually or grouped together to create an original wall composition.	Satin Black RAL 9011, Matte Grey Beige RAL 1019, or Mustard Gloss RAL 1012	725.00	343.32	326.18	317.62	309.00	300.44	291.81
	PANTALLA-L	17 5/16" 51 15/16" 3/16"	23 lbs.	Magnetic notice panel for various media. Units can be used individually or grouped together to create an original wall composition.	Satin Black RAL 9011, Matte Grey Beige RAL 1019, or Mustard Gloss RAL 1012	1,065.00	504.33	479.14	466.58	453.90	441.34	428.66

# SHOWCASES

---

[HOME](#) → [PRODUCTS](#) → [SHOWCASES](#)



# PICTOR (CONTRACT #GS-07F-0308W - SIN #33721)

## ADDITIONAL NOTES

Ships via common carrier.


PICTOR units ending in "/K" have a locking cabinet at the base.

PICTOR VA040/050/060 units have one door and one LED spotlight. PICTOR VA080/100 units have two doors, one on each of the narrower 15 3/4" sides and two LED spotlights.





22lb weight capacity per shelf.

All glass in PICTOR is tempered glass.

Sample chips available.




LINE ART	MODEL	H x W x D	WEIGHT	DESCRIPTION	COLOR/FINISH	LIST PRICE <sup>1</sup>	GSA NET	LEVEL 1	LEVEL 2	LEVEL 3	LEVEL 4	LEVEL 5
	VA040	71 11/16" 15 3/4" 15 3/4"	91 lbs.	Showcase with tempered glass, 1 front opening door with cylinder lock, 4 fully adjustable glass shelves, and a LED spotlight, 2.3W.	Black or Satin Aluminum frame.	5,090.00	2,410.38	2,289.99	2,229.93	2,169.36	2,109.30	2,048.73
	VA040/K	71 11/16" 15 3/4" 15 3/4"	84 lbs.	Showcase with tempered glass, 1 front opening door with cylinder lock, 3 fully adjustable glass shelves and a LED spotlight, 2.3W, fitted with a locking cabinet in the base made of black or silver grey melamine MDF.	Black or Satin Aluminum frame with Black or Silver Grey melamine MDF cabinet.	5,895.00	2,791.59	2,652.16	2,582.60	2,512.45	2,442.89	2,372.74
	VA050	71 11/16" 19 11/16" 19 11/16"	125 lbs.	Showcase with tempered glass, 1 front opening door with cylinder lock, 4 fully adjustable glass shelves, and a LED spotlight, 2.3W.	Black or Satin Aluminum frame.	5,925.00	2,805.79	2,665.66	2,595.74	2,525.24	2,455.32	2,384.81
	VA050/K	71 11/16" 19 11/16" 19 11/16"	114 lbs.	Showcase with tempered glass, 1 front opening door with cylinder lock, 3 fully adjustable glass shelves and a LED spotlight, 2.3W, fitted with a locking cabinet in the base made of black or silver grey melamine MDF.	Black or Satin Aluminum frame with Black or Silver Grey melamine MDF cabinet.	6,755.00	3,198.84	3,039.07	2,959.37	2,878.98	2,799.27	2,718.89
	VA060	71 11/16" 23 5/8" 15 3/4"	121 lbs.	Showcase with tempered glass, 1 side opening door with cylinder lock, 4 fully adjustable glass shelves, and a LED spotlight, 2.3W.	Black or Satin Aluminum frame.	5,995.00	2,838.94	2,697.15	2,626.41	2,555.07	2,484.33	2,412.99
	VA060/K	71 11/16" 23 5/8" 15 3/4"	108 lbs.	Showcase with tempered glass, 1 side opening door with cylinder lock, 3 fully adjustable glass shelves and a LED spotlight, 2.3W, fitted with a locking cabinet in the base made of black or silver grey melamine MDF.	Black or Satin Aluminum frame with Black or Silver Grey melamine MDF cabinet.	6,930.00	3,281.71	3,117.81	3,036.03	2,953.57	2,871.79	2,789.33

	VA080	71 11/16" 31 1/2" 15 3/4"	152 lbs.	Showcase with tempered glass, 2 side opening doors (on short sides) with cylinder lock, 4 fully adjustable glass shelves, and 2 LED spotlights, 2.3W.	Black or Satin Aluminum frame.	7,195.00	3,407.20	3,237.03	3,152.13	3,066.51	2,981.61	2,895.99
	VA080/K	71 11/16" 31 1/2" 15 3/4"	139 lbs.	Showcase with tempered glass, 2 side opening doors (on short side) with cylinder locks, 3 fully adjustable glass shelves and 2 LED spotlights, 2.3W, fitted with a locking cabinet in the base made of black or silver grey melamine MDF.	Black or Satin Aluminum frame with Black or Silver Grey melamine MDF cabinet.	8,315.00	3,937.58	3,740.92	3,642.80	3,543.85	3,445.74	3,346.79
	VA100	71 11/16" 39 3/8" 15 3/4"	170 lbs.	Showcase with tempered glass, 2 side opening doors (on short sides) with cylinder lock, 4 fully adjustable glass shelves, and 2 LED spotlights, 2.3W.	Black or Satin Aluminum frame.	8,580.00	4,063.07	3,860.14	3,758.90	3,656.80	3,555.55	3,453.45
	VA100/K	71 11/16" 39 3/8" 15 3/4"	150 lbs	Showcase with tempered glass, 2 side opening doors (on short side) with cylinder locks, 3 fully adjustable glass shelves and 2 LED spotlights, 2.3W, fitted with a locking cabinet in the base made of black or silver grey melamine MDF.	Black or Satin Aluminum frame with Black or Silver Grey melamine MDF cabinet.	9,335.00	4,420.60	4,199.82	4,089.66	3,978.58	3,868.42	3,757.34

# SANITIZATION & PPE STATIONS

---

HOME → PRODUCTS → SANITIZATION & PPE STATIONS





# HAANDER (CONTRACT #GS-07F-0308W - SIN #33721)

## FINISH COLORS



Lunar White



Anodized Silver



Textured Raven Black

## ADDITIONAL NOTES

Ships via UPS

Magnuson Group does not sell hand sanitizer dispensers.

HAANDER's free standing and wall-mounted models are designed to work with a wide variety of 3rd party hand sanitizer dispenser units [both touch free and push style models]. Any dispenser that fits within 7 3/4" wide by 14" high is compatible and can be most easily mounted using double sided adhesive tape, which is often included with the dispenser.

HAANDER's mounting holes align with many PURELL® Push-Style Dispensers (NXT, ES4, FMX) and PURELL® Touch-Free Dispensers (TFX, LTX, ES6 & ES8), making installation easy. ©2015. GOJO Industries, Inc. All rights reserved.

HAANDER-W: Mounts to the wall with 4 screws. Dispensers are mounted to HAANDER-W using either double sided adhesive tape (often included with dispenser) or with hardware. If the dispenser is a compatible PURELL® product, mounting holes are aligned for easy installation with hardware.


HAANDER-F: Painted steel dispenser housing mounts to post with hardware provided. Dispensers are mounted to painted steel housing using either double sided adhesive tape (often included with dispenser) or with hardware if the dispenser is a compatible PURELL® product. Mounting the dispenser to the painted steel housing with hardware is not possible unless the dispenser is a compatible PURELL® product. The painted steel base is 1/4" high off the ground.

HAANDER-W includes 4 drywall screws and 4 wall anchors to mount HAANDER-W to drywall. For other applications, customer will need to supply their own hardware.

HAANDER-F includes all hardware to mount the dispenser housing to the freestanding post and base.

Sample chips available.



LINE ART	MODEL	H x W x D	WEIGHT	DESCRIPTION	COLOR/FINISH	LIST PRICE ⓘ	GSA NET	LEVEL 1	LEVEL 2	LEVEL 3	LEVEL 4	LEVEL 5
	HAANDER-W	19" 8" 4"	5 lbs.	Wall mounted painted steel hand sanitizer dispenser station with silkscreened hand sanitizer graphic.	Lunar White, Anodized Silver or Textured Raven Black	250.00	118.39	112.48	109.53	106.55	103.60	100.63
	HAANDER-F	54 1/2" 15 1/2" 15 1/2"	43 lbs.	Freestanding painted steel hand sanitizer dispenser station with silkscreened hand sanitizer graphic.	Lunar White, Anodized Silver or Textured Raven Black	540.00	255.72	242.95	236.57	230.15	223.78	217.35

# SOLNA FREESTANDING (CONTRACT #GS-07F-0308W - SIN #33721)


## FINISH COLORS



Bronze Metallic



Anodized Silver



Dark Anthracite



Lunar White

## SANITIZATION & PPE OPTIONS



Dispenser Bracket  
14 1/2" H x 5 1/4" W  
with 3 5/16" Drip tray



Masks  
4 1/2" H x 2 3/8" W  
each



Masks & Gloves  
Masks: 4 1/2" H x 2 3/8" W each  
Gloves 13" H x 5" W

## GRAPHIC LABEL OPTIONS



Virus Prevention



Disposable PPE



Sanitizer



Masks




Wipes



Gloves



Tissues



Masks/Tissues



Masks/Wipes



Masks & Gloves

## GRAPHIC LABEL FINISH COLORS



White Vinyl



Dark Grey Vinyl

## ADDITIONAL NOTES

Ships via common carrier.

Masks PPE cabinet is compatible with many standard disposable mask boxes. Designed for two mask boxes (stacked on top of one another) each measuring up to 7 3/4" high by 5" wide by 4 1/4" deep.

Gloves PPE cabinet is compatible with many standard disposable gloves and tissue boxes. Gloves PPE cabinet is designed for three gloves or tissues boxes up to 10" wide by 5" high by 4 1/4" deep.

SOLNA FREESTANDING PPE cabinets open from top to bottom and come with internal magnetic "L Bracket" that ensures secure fit for PPE. Masks PPE cabinet includes one magnetic "L Bracket". Masks & Gloves PPE cabinet includes two magnetic "L Brackets".

SOLNA is compatible with a wide variety of 3rd party hand sanitizer dispenser units [both touch free and push style models]. Any dispenser up to 10" wide by 12" high is compatible and can be most easily mounted using double sided adhesive tape, which is often included with the dispenser.





Magnuson Group does not sell hand sanitizer dispensers. SOLNA's mounting holes align with many PURELL® Push-Style Dispensers (NXT, ES4, FMX) and PURELL® Touch-Free Dispensers (TFX, LTX, ES6 & ES8), making installation easy. ©2015. GOJO Industries, Inc. All rights reserved.

Assembly required: Use hardware provided to attach the base to upright. Then, attach PPE cabinet or dispenser bracket to upright. SOLNA-FS-18-MD dispenser bracket and masks cabinet can be placed on either the left or right side (mounting holes are identical).

SOLNA meets or exceeds the minimum requirements per ANSI/BIFMA X5.6-2016 Panel Systems.

Sample chips available.



LINE ART	MODEL	H x W x D	WEIGHT	DESCRIPTION	COLOR/FINISH	LIST PRICE <sup>1</sup>	GSA NET	LEVEL 1	LEVEL 2	LEVEL 3	LEVEL 4	LEVEL 5
	SOLNA-FS-09-D	55 7/8" 11" 15"	38 lbs.	Freestanding sanitization station made of painted steel with drip tray for hand sanitizer dispenser, includes one label.	Dark Anthracite, Anodized Silver, Lunar White, Bronze Metallic	1,125.00	532.75	506.14	492.86	479.48	466.20	452.81
	SOLNA-FS-09-M	55 7/8" 11" 15"	40 lbs.	Freestanding PPE station made of painted steel with locking cabinet for masks, includes one label.	Dark Anthracite, Anodized Silver, Lunar White, Bronze Metallic	1,180.00	558.79	530.88	516.96	502.92	488.99	474.95
	SOLNA-FS-18-MD	55 7/8" 20" 15"	73 lbs.	Freestanding PPE & sanitization station made of painted steel with locking cabinet for masks & drip tray for hand sanitizer dispenser, includes one label.	Dark Anthracite, Anodized Silver, Lunar White, Bronze Metallic	1,765.00	835.82	794.07	773.25	752.24	731.42	710.41
	SOLNA-FS-18-MG	55 7/8" 20" 15"	77 lbs.	Freestanding PPE station made of painted steel with locking cabinet for masks & gloves, includes one label.	Dark Anthracite, Anodized Silver, Lunar White, Bronze Metallic	1,895.00	897.38	852.56	830.20	807.65	785.29	762.74

# SOLNA WITH RECEPTACLE (CONTRACT #GS-07F-0308W - SIN #326199)

## FINISH COLORS



Bronze Metallic



Anodized Silver



Dark Anthracite



Lunar White

## WASTE RECEPTACLE COMPATIBILITY



VALUTA VA1814L



VALUTA VA1818L



2x VALUTA  
VA1809L




SOTARE SO1818L



SOTARE SO1818L-  
DBL

## SANITIZATION & PPE OPTIONS



Dispenser Bracket  
14 1/2" H x 5 1/4" W  
with 3 5/16" Drip tray



Masks  
4 1/2" H x 2 3/8" W  
each



Masks & Gloves  
Masks: 4 1/2" H x 2  
3/8" W each  
Gloves 13" H x 5" W

## HOW TO ORDER

#1

Select SOLNA  
Model

#2

Select Color

#3

Select VALUTA or  
SOTARE Unit(s)

#4

Select Body Color

#5

Select Top Color

#6

Select Top Opening

#7

Select Label &  
Color

## ADDITIONAL NOTES

Ships via common carrier.

Masks PPE cabinet is compatible with many standard disposable mask boxes. Designed for two mask boxes (stacked on top of one another) each measuring up to 7 ¼" high by 5" wide by 4 ¼" deep.

Gloves PPE cabinet is compatible with many standard disposable gloves and tissue boxes. Gloves PPE cabinet is designed for three gloves or tissues boxes up to 10" wide by 5" high by 4 ¼" deep.

SOLNA panel above receptacle opens from right to left to allow full range of motion for VALUTA or SOTARE lid. PPE cabinets open from top to bottom and comes with internal magnetic "L Bracket" that ensures secure fit for PPE.

Masks PPE cabinet includes one magnetic "L Bracket". Masks & Gloves PPE cabinet includes two magnetic "L Brackets".

SOLNA with Receptacle cannot be positioned directly next to another SOLNA with Receptacle unit and must have a 9" gap or greater between adjacent units due to the hinged panel that opens from right to left. SOLNA with Receptacle can be positioned directly next to a VALUTA or SOTARE Waste Receptacle only.





SOLNA is compatible with a wide variety of 3rd party hand sanitizer dispenser units [both touch free and push style models]. Any dispenser up to 10" wide by 12" high is compatible and can be most easily mounted using double sided adhesive tape, which is often included with the dispenser.









Magnuson Group does not sell hand sanitizer dispensers. SOLNA's mounting holes align with many PURELL® Push-Style Dispensers (NXT, ES4, FMX) and PURELL® Touch-Free Dispensers (TFX, LTX, ES6 & ES8), making installation easy. ©2015. GOJO Industries, Inc. All rights reserved.

Assembly required: Use hardware provided to attach the panel to the VALUTA or SOTARE waste receptacle. Then, attach PPE cabinet or dispenser bracket to upright. On SOLNA-MD models, the dispenser bracket and masks cabinet can be placed on either the left or right side (mounting holes are identical).

Sample chips available.



LINE ART	MODEL	H x W x D	WEIGHT	DESCRIPTION	COLOR/FINISH	LIST PRICE ⓘ	GSA NET	LEVEL 1	LEVEL 2	LEVEL 3	LEVEL 4	LEVEL 5
	SOLNA-ADD-18-MD	55 7/8" 18" 5 3/4"	26 lbs.	Add on SOLNA panel to retrofit existing VALUTA or SOTARE Waste Receptacles for PPE & sanitization. Made of painted steel with locking cabinet for masks & drip tray for hand sanitizer dispenser.	Dark Anthracite, Anodized Silver, Lunar White, Bronze Metallic	1,245.00	589.57	560.13	545.43	530.62	515.93	501.11
	SOLNA-ADD-18-MG	55 7/8" 18" 5 3/4"	30 lbs.	Add on SOLNA panel to retrofit existing VALUTA or SOTARE Waste Receptacles for PPE. Made of painted steel with locking cabinet for masks & gloves.	Dark Anthracite, Anodized Silver, Lunar White, Bronze Metallic	1,245.00	589.57	560.13	545.43	530.62	515.93	501.11
	SOLNA-PLUS-18-MD-VA1814L	55 7/8" 18" 15 1/2"	73 lbs.	VALUTA VA1814L receptacle with SOLNA PPE & sanitization station made of painted steel with locking cabinet for masks & drip tray for hand sanitizer dispenser.	Dark Anthracite, Anodized Silver, Lunar White, Bronze Metallic	2,380.00	1,127.05	1,070.76	1,042.68	1,014.36	986.27	957.95
	SOLNA-PLUS-18-MG-VA1814L	55 7/8" 18" 15 1/2"	77 lbs.	VALUTA VA1814L receptacle with SOLNA PPE station made of painted steel with locking cabinet for masks & gloves.	Dark Anthracite, Anodized Silver, Lunar White, Bronze Metallic	2,380.00	1,127.05	1,070.76	1,042.68	1,014.36	986.27	957.95

	SOLNA-PLUS-18-MD-VA1818L	55 7/8" 18" 19 1/2"	80 lbs.	VALUTA VA1818L receptacle with SOLNA PPE & sanitization station made of painted steel with locking cabinet for masks & drip tray for hand sanitizer dispenser.	Dark Anthracite, Anodized Silver, Lunar White, Bronze Metallic	2,490.00	1,179.14	1,120.25	1,090.87	1,061.24	1,031.86	1,002.23
	SOLNA-PLUS-18-MG-VA1818L	55 7/8" 18" 19 1/2"	84 lbs.	VALUTA VA1818L receptacle with SOLNA PPE station made of painted steel with locking cabinet for masks & gloves.	Dark Anthracite, Anodized Silver, Lunar White, Bronze Metallic	2,490.00	1,179.14	1,120.25	1,090.87	1,061.24	1,031.86	1,002.23
	SOLNA-PLUS-18-MD-2xVA1809L	55 7/8" 18" 19 1/2"	86 lbs.	VALUTA VA1809L receptacles with SOLNA PPE & sanitization station made of painted steel with locking cabinet for masks & drip tray for hand sanitizer dispenser.	Dark Anthracite, Anodized Silver, Lunar White, Bronze Metallic	3,315.00	1,569.82	1,491.42	1,452.30	1,412.85	1,373.74	1,334.29
	SOLNA-PLUS-18-MG-2xVA1809L	55 7/8" 18" 19 1/2"	90 lbs.	VALUTA VA1809L receptacles with SOLNA PPE station made of painted steel with locking cabinet for masks & gloves.	Dark Anthracite, Anodized Silver, Lunar White, Bronze Metallic	3,315.00	1,569.82	1,491.42	1,452.30	1,412.85	1,373.74	1,334.29
	SOLNA-PLUS-18-MD-SO1818L	55 7/8" 18" 19 1/2"	75 lbs.	SOTARE SO1818L receptacle with SOLNA PPE & sanitization station made of painted steel with locking cabinet for masks & drip tray for hand sanitizer dispenser.	Dark Anthracite, Anodized Silver, Lunar White, Bronze Metallic	3,320.00	1,572.19	1,493.67	1,454.49	1,414.98	1,375.81	1,336.30
	SOLNA-PLUS-18-MG-SO1818L	55 7/8" 18" 19 1/2"	79 lbs.	SOTARE SO1818L receptacle with SOLNA PPE station made of painted steel with locking cabinet for masks & gloves.	Dark Anthracite, Anodized Silver, Lunar White, Bronze Metallic	3,320.00	1,572.19	1,493.67	1,454.49	1,414.98	1,375.81	1,336.30
	SOLNA-PLUS-18-MD-SO1818L-DBL	55 7/8" 18" 19 1/2"	75 lbs.	SOTARE SO1818L-DBL double top opening receptacle with SOLNA PPE & sanitization station made of painted steel with locking cabinet for masks & drip tray for hand sanitizer dispenser.	Dark Anthracite, Anodized Silver, Lunar White, Bronze Metallic	3,530.00	1,671.64	1,588.15	1,546.49	1,504.49	1,462.83	1,420.83
	SOLNA-PLUS-18-MG-SO1818L-DBL	55 7/8" 18" 19 1/2"	79 lbs.	SOTARE SO1818L-DBL double top opening receptacle with SOLNA PPE station made of painted steel with locking cabinet for masks & gloves.	Dark Anthracite, Anodized Silver, Lunar White, Bronze Metallic	3,530.00	1,671.64	1,588.15	1,546.49	1,504.49	1,462.83	1,420.83

# COAT HOOKS MAGNETIC

---

HOME → PRODUCTS → COAT HOOKS MAGNETIC




## K-50 MAGNETIC (CONTRACT #GS-07F-0308W - SIN #337121H)

### ADDITIONAL NOTES

Ships via UPS

Sample chips available.




LINE ART	MODEL	H x W x D	WEIGHT	DESCRIPTION	COLOR/FINISH	LIST PRICE ⓘ	GSA NET	LEVEL 1	LEVEL 2	LEVEL 3	LEVEL 4	LEVEL 5
	K-50M	3 1/2" 3 1/2" 2"	1 lb.	Magnetic coat hook with painted round back plate and die cast zinc coat hook. K-50M has a weight capacity of 20lbs	Backplate in Black, Silver, White, Marine Blue or Marigold Yellow. Knob in Black, Silver, White, Marine Blue, Marigold Yellow, Polished Chrome or Brushed Chrome.	83.00	39.30	37.34	36.36	35.37	34.40	33.41

## KOBE-MA (CONTRACT #GS-07F-0308W - SIN #337121H)

### ADDITIONAL NOTES

Ships via UPS.



LINE ART	MODEL	H x W x D	WEIGHT	DESCRIPTION	COLOR/FINISH	LIST PRICE ⓘ	GSA NET	LEVEL 1	LEVEL 2	LEVEL 3	LEVEL 4	LEVEL 5
	KOBE-MA	5" 4" 2 3/4"	1 lbs.	Magnetic coat hook. Kobe has a weight capacity of 18lbs	Back plate in White or Black, ABS hook in White, Black, Silver or Red	129.00	61.09	58.04	56.51	54.98	53.46	51.92



KROK MAGNETIC (CONTRACT #GS-07F-0308W - SIN #337121H)

BACK PLATE FINISH COLORS



Dark Grey

HOOK FINISH COLORS



Black



White



Red




Green

ADDITIONAL NOTES

Ships via UPS  
Sample chips available.




LINE ART	MODEL	H x W x D	WEIGHT	DESCRIPTION	COLOR/FINISH	LIST PRICE ⓘ	GSA NET	LEVEL 1	LEVEL 2	LEVEL 3	LEVEL 4	LEVEL 5
	KROK-MA	5" 3 1/2" 3 5/8"	1 lbs.	Magnetic coat hook with plastic hook. Krok has a weight capacity of 20lbs.	Black	150.00	71.03	67.49	65.72	63.93	62.16	60.38

## MEM (CONTRACT #GS-07F-0308W - SIN #337121H)

### ADDITIONAL NOTES

Ships via UPS.





LINE ART	MODEL	H x W x D	WEIGHT	DESCRIPTION	COLOR/FINISH	LIST PRICE ⓘ	GSA NET	LEVEL 1	LEVEL 2	LEVEL 3	LEVEL 4	LEVEL 5
	MEM	5" 3 1/8" 3 3/16"	1 lb.	Magnetic coat hook with wood knob. MEM has a weight capacity of 18lbs	Back plate in Black, White, Sand, Silver, Chocolate or Green, hook in Beech, Wengue, White, Black or Green	133.00	62.98	59.84	58.27	56.68	55.12	53.53

## MYIM/MYIM JR (CONTRACT #GS-07F-0308W - SIN #337121H)

### ADDITIONAL NOTES

Ships via UPS.




LINE ART	MODEL	H x W x D	WEIGHT	DESCRIPTION	COLOR/FINISH	LIST PRICE ⓘ	GSA NET	LEVEL 1	LEVEL 2	LEVEL 3	LEVEL 4	LEVEL 5
	MYIM	5" 3" 1 7/8"	2 lb.	Magnetic coat hook. MYIM has a weight capacity of 18lbs.	Back plate and hook in White, Sand, Clay, Silver, Black, Red or Chocolate.	166.00	78.61	74.68	72.72	70.75	68.79	66.82
	MYIM-JR.	3" 1 3/8" 1 5/8"	1 lb.	Small magnetic coat hook. MYIM Jr has a weight capacity of 4lbs.	Back plate and hook in White, Sand, Clay, Silver, Black, Red or Chocolate.	112.00	53.04	50.39	49.07	47.73	46.41	45.08

# OLEA-MA (CONTRACT #GS-07F-0308W - SIN #337121H)

## ADDITIONAL NOTES


Ships via common carrier.

LINE	ART	MODEL	H x W x D	WEIGHT	DESCRIPTION	COLOR/FINISH	LIST PRICE ⓘ	GSA NET	LEVEL 1	LEVEL 2	LEVEL 3	LEVEL 4	LEVEL 5
		OLEA-MA	5" 2 5/8" 3 3/8"	2 lbs.	Magnetic coat hook with wood knob. OLEA has a weight capacity of 18lbs	Back plate in Black, Silver or White with knob in Beech or Black	139.00	65.82	62.54	60.90	59.24	57.60	55.95

# SHERWOOD (CONTRACT #GS-07F-0308W - SIN #337121H)

## ADDITIONAL NOTES





Ships via UPS

LINE	ART	MODEL	H x W x D	WEIGHT	DESCRIPTION	COLOR/FINISH	LIST PRICE ⓘ	GSA NET	LEVEL 1	LEVEL 2	LEVEL 3	LEVEL 4	LEVEL 5
		SW-MA	4 15/16" 3 15/16" 2 7/8"	1 lb.	Magnetic coat hook with wood knob.	Backplate and stem in White or Textured Black paint, with wood hook in Natural Beech, White or Black painted finish.	135.00	63.93	60.74	59.14	57.54	55.94	54.34

# COAT HOOKS

---

HOME → PRODUCTS → COAT HOOKS



# CANTHA (CONTRACT #GS-07F-0308W - SIN #337121H)

## FINISH COLORS



Matte Grey Beige  
RAL 1019




Glossy Mustard RAL  
1012



Matte White



Satin Black RAL  
9011



Matte Oak

## ADDITIONAL NOTES







Ships via UPS



Due to the manufacturing process, slight variations may be present.

CANTHA is mounted using a threaded bolt that is screwed into the wall. Once in place, the hook is screwed into the bolt.

Sample chips available.



LINE ART	MODEL	H x W x D	WEIGHT	DESCRIPTION	COLOR/FINISH	LIST PRICE <sup>1</sup>	GSA NET	LEVEL 1	LEVEL 2	LEVEL 3	LEVEL 4	LEVEL 5
	CANTHA-S	1 1/2" 1 9/16" 1 1/4"	1 lb.	Painted aluminum coat hook.	Matte White, Matte Grey Beige RAL 1019, Mustard Gloss RAL 1012, Satin Black RAL 9011	140.00	66.30	62.99	61.33	59.67	58.02	56.35
	CANTHA-SW	1 1/2" 1 9/16" 1 1/4"	1 lb.	Painted aluminum coat hook with oak veneer front plate.	Matte White, Matte Grey Beige RAL 1019, Mustard Gloss RAL 1012, Satin Black RAL 9011 Hook with Matte Oak front plate	192.00	90.92	86.38	84.12	81.83	79.56	77.28
	CANTHA-M	2 1/4" 2 3/8" 1 1/4"	1 lb.	Painted aluminum coat hook.	Matte White, Matte Grey Beige RAL 1019, Mustard Gloss RAL 1012, Satin Black RAL 9011	177.00	83.82	79.63	77.54	75.44	73.35	71.24
	CANTHA-MW	2 1/4" 2 3/8" 1 1/4"	1 lb.	Painted aluminum coat hook with oak veneer front plate.	Matte White, Matte Grey Beige RAL 1019, Mustard Gloss RAL 1012, Satin Black RAL 9011 Hook with Matte Oak front plate	234.00	110.81	105.28	102.52	99.73	96.97	94.19
	CANTHA-L	3 1/2" 3 15/16" 1 5/8"	1 lb.	Painted aluminum coat hook.	Matte White, Matte Grey Beige RAL 1019, Mustard Gloss RAL 1012, Satin Black RAL 9011	234.00	110.81	105.28	102.52	99.73	96.97	94.19
	CANTHA-LW	3 1/2" 3 15/16" 1 5/8"	1 lb.	Painted aluminum coat hook with oak veneer front plate.	Matte White, Matte Grey Beige RAL 1019, Mustard Gloss RAL 1012, Satin Black RAL 9011 Hook with Matte Oak front plate	307.00	145.38	138.12	134.50	130.84	127.22	123.57

	CANTHA-XL	5 1/4" 5 1/2" 1 5/8"	1 lb.	Painted aluminum coat hook.	Matte White, Matte Grey Beige RAL 1019, Mustard Gloss RAL 1012, Satin Black RAL 9011	260.00	123.12	116.97	113.91	110.81	107.74	104.65
	CANTHA-XLW	5 1/4" 5 1/2" 1 5/8"	1 lb.	Painted aluminum coat hook with oak veneer front plate.	Matte White, Matte Grey Beige RAL 1019, Mustard Gloss RAL 1012, Satin Black RAL 9011 Hook with Matte Oak front plate	317.00	150.12	142.62	138.88	135.11	131.36	127.59











# K SERIES HOOKS (CONTRACT #GS-07F-0308W - SIN #337121H)










## ADDITIONAL NOTES

Ships via UPS

Use Front Mount hooks when mounting directly into a wall, door or surface or when access to the back of the knob cannot be reached.



LINE ART	MODEL	H x W x D	WEIGHT	DESCRIPTION	COLOR/FINISH	LIST PRICE ⓘ	GSA NET	LEVEL 1	LEVEL 2	LEVEL 3	LEVEL 4	LEVEL 5
	K-50C/FM	1 1/4" 1 1/4" 1 9/16"	1/4 lb.	Front mount zinc die cast knob	Polished Chrome	58.00	27.47	26.09	25.41	24.72	24.04	23.35
	K-50BC/FM	1 1/4" 1 1/4" 1 9/16"	1/4 lb.	Front mount zinc die cast knob	Brushed Chrome	60.00	28.41	26.99	26.29	25.57	24.86	24.15
	K-50N/FM	1 1/4" 1 1/4" 1 9/16"	1/4 lb.	Front mount zinc die cast knob, Powder coat finish	Black, White or Silver	54.00	25.57	24.29	23.66	23.01	22.38	21.74
	K-55C/FM	1 3/8" 1 3/8" 2 13/16"	1/2 lb.	Front mount zinc die cast knob	Polished Chrome	60.00	28.41	26.99	26.29	25.57	24.86	24.15
	K-55BC/FM	1 3/8" 1 3/8" 2 13/16"	1/2 lb.	Front mount zinc die cast knob	Brushed Chrome	63.00	29.83	28.34	27.60	26.85	26.11	25.36
	K-55N/FM	1 3/8" 1 3/8" 2 13/16"	1/2 lb.	Front mount zinc die cast knob, Powder coat finish	Black, White or Silver	59.00	27.94	26.54	25.85	25.15	24.45	23.75
	K-50/FMP	3" 3" 1 3/4"	1 lb.	Front mount die cast steel garment bag hook	Brushed Chrome or Polished Chrome	104.00	49.25	46.79	45.56	44.32	43.10	41.86
	K-15	3 11/16" 3/4" 3 1/8"	1/4 lb.	Nylon	Dark Grey	27.00	12.79	12.15	11.83	11.51	11.19	10.87
	K-21S	5 7/8" 7/8" 3 7/8"	1/4 lb.	Aluminum Hook	Silver Anodized	66.00	31.25	29.69	28.91	28.13	27.35	26.57
	K-21N	5 7/8" 7/8" 3 7/8"	1/4 lb.	Aluminum Hook, Powder coat finish	Black	63.00	29.83	28.34	27.60	26.85	26.11	25.36

	K-50C	1 1/4" 1 1/4" 1 9/16"	1/4 lb.	Zinc die cast knob	Polished Chrome	54.00	25.57	24.29	23.66	23.01	22.38	21.74
	K-50BC	1 1/4" 1 1/4" 1 9/16"	1/4 lb.	Zinc die cast knob	Brushed Chrome	59.00	27.94	26.54	25.85	25.15	24.45	23.75
	K-50N	1 1/4" 1 1/4" 1 9/16"	1/4 lb.	Zinc die cast knob, Powder coat finish	Black, White or Silver	51.00	24.15	22.94	22.34	21.74	21.13	20.53
	K-55C	1 3/8" 1 3/8" 2 13/16"	1/2 lb.	Zinc die cast knob	Polished Chrome	59.00	27.94	26.54	25.85	25.15	24.45	23.75
	K-55BC	1 3/8" 1 3/8" 2 13/16"	1/2 lb.	Zinc die cast knob	Brushed Chrome	61.00	28.89	27.44	26.72	26.00	25.28	24.55
	K-55N	1 3/8" 1 3/8" 2 13/16"	1/2 lb.	Zinc die cast knob, Powder coat finish	Black, White or Silver	58.00	27.47	26.09	25.41	24.72	24.04	23.35
	K-220S	3 13/16" 7/8" 3 3/4"	1/2 lb.	Aluminum hook with door stop	Silver Anodized	127.00	60.14	57.14	55.64	54.13	52.63	51.12
	K-230S	4 1/4" 7/8" 2 15/16"	1/2 lb.	Aluminum hook	Silver Anodized	89.00	42.15	40.04	38.99	37.93	36.88	35.82
	K41ST	5 1/8" 3/4" 4"	1/2 lb.	Stainless steel hook	Stainless steel	33.00	15.63	14.85	14.46	14.06	13.68	13.28



## PC 550 SERIES (CONTRACT #GS-07F-0308W - SIN #337121H)


### ADDITIONAL NOTES

Ships via UPS

TSCA Title VI Compliant.

Sample chips available.





LINE ART	MODEL	H x W x D	WEIGHT	DESCRIPTION	COLOR/FINISH	LIST PRICE ⓘ	GSA NET	LEVEL 1	LEVEL 2	LEVEL 3	LEVEL 4	LEVEL 5
	PC-550	6" 18" 3 9/16"	5 lbs.	Executive wall costumer with three polished chrome knobs.	Oak, Walnut, Mahogany, Black or Victorian Cherry Laminate with polished chrome knobs, matching wood hangers	252.00	119.34	113.37	110.40	107.40	104.43	101.43

## PC SERIES PANEL/DOOR (CONTRACT #GS-07F-0308W - SIN #337121H)

### ADDITIONAL NOTES

Ships via UPS



LINE ART	MODEL	H x W x D	WEIGHT	DESCRIPTION	COLOR/FINISH	LIST PRICE ⓘ	GSA NET	LEVEL 1	LEVEL 2	LEVEL 3	LEVEL 4	LEVEL 5
	PC-107H	4" 1" 3"	2 lbs.	Wall or door mounted costumer with 2 hangers	Charcoal Grey, Black	85.00	40.25	38.24	37.24	36.23	35.22	34.21
	PC-107H-CHROME	4" 1" 3"	2 lbs.	Wall or door mounted costumer with 2 hangers	Polished or Satin Chrome	115.00	54.46	51.74	50.38	49.01	47.66	46.29

# POINTO (CONTRACT #GS-07F-0308W - SIN #337121H)

## FINISH COLORS



Black



White



Mustard



Grey Beige



Matte Oak



## ADDITIONAL NOTES

Ships via UPS

Sample chips available.


LINE ART	MODEL	H x W x D	WEIGHT	DESCRIPTION	COLOR/FINISH	LIST PRICE <sup>1</sup>	GSA NET	LEVEL 1	LEVEL 2	LEVEL 3	LEVEL 4	LEVEL 5
GO	POINTO-10	3" round 2 3/8"	1 lb.	Round epoxy coated steel coat hook.	Matte White RAL 9003, Matte Grey Beige RAL 1019, Mustard Gloss RAL 1012, Satin Black RAL 9011	165.00	78.14	74.23	72.29	70.32	68.38	66.41
GO	POINTO-10W	3" round 2 3/8"	1 lb.	Round epoxy coated steel coat hook with laminated matte oak front plate.	Matte White RAL 9003, Matte Grey Beige RAL 1019, Mustard Gloss RAL 1012 or Satin Black RAL 9011 Hook with Matte Oak front plate	225.00	106.55	101.23	98.57	95.90	93.24	90.56
GO	POINTO-20	3" 3" 2 3/8"	1 lb.	Square epoxy coated steel coat hook.	Matte White RAL 9003, Matte Grey Beige RAL 1019, Mustard Gloss RAL 1012, Satin Black RAL 9011	165.00	78.14	74.23	72.29	70.32	68.38	66.41
GO	POINTO-20W	3" 3" 2 3/8"	1 lb.	Square epoxy coated steel coat hook with laminated matte oak front plate.	Matte White RAL 9003, Matte Grey Beige RAL 1019, Mustard Gloss RAL 1012 or Satin Black RAL 9011 Hook with Matte Oak front plate	225.00	106.55	101.23	98.57	95.90	93.24	90.56

SHERWOOD (CONTRACT #GS-07F-0308W - SIN #337121H)

ADDITIONAL NOTES


Ships via UPS



LINE ART	MODEL	H x W x D	WEIGHT	DESCRIPTION	COLOR/FINISH	LIST PRICE ⓘ	GSA NET	LEVEL 1	LEVEL 2	LEVEL 3	LEVEL 4	LEVEL 5
	SW-M1	2 1/8" 3 7/8" 2 7/8"	1 lb.	Painted metal hook with one wood hook positioned horizontally.	Backplate and stem in White or Textured Black paint, with wood hook in Natural Beech, White or Black painted finish	85.00	40.25	38.24	37.24	36.23	35.22	34.21

TREEHOOKED (CONTRACT #GS-07F-0308W - SIN #337121H)


FINISH COLORS



Textured Black RAL 9005



Textured White RAL 9016

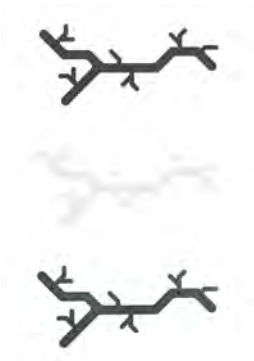



Textured Green RAL 6009

ADDITIONAL NOTES

Ships via UPS






Sample chips available.



LINE ART	MODEL	H x W x D	WEIGHT	DESCRIPTION	COLOR/FINISH	LIST PRICE ⓘ	GSA NET	LEVEL 1	LEVEL 2	LEVEL 3	LEVEL 4	LEVEL 5
	TREE-1	10 5/8" 23 1/4" 1 3/16"	5 lbs.	Wall mounted coat rack. Can be used individually or in groups.	Textured Black RAL 9005, Textured White RAL 9016 or Textured Green RAL 6009	350.00	165.74	157.47	153.34	149.17	145.04	140.88

# COAT HOOK STRIPS

HOME → PRODUCTS → COAT HOOK STRIPS



# ALOES MEW (CONTRACT #GS-07F-0308W - SIN #337121H)

## ADDITIONAL NOTES

Ships via UPS



LINE ART	MODEL	H x W x D	WEIGHT	DESCRIPTION	COLOR/FINISH	LIST PRICE ⓘ	GSA NET	LEVEL 1	LEVEL 2	LEVEL 3	LEVEL 4	LEVEL 5
	MEW-1	2 3/4" 3 1/4" 3 3/16"	1 lb.	Single coat hook	Strip in White, Sand, Silver or Black, knob in Beech, Wengue, White, Black or Green	61.00	28.89	27.44	26.72	26.00	25.28	24.55
	MEW-2	2 3/4" 9 7/8" 3 3/16"	2 lbs.	Hook strip with two coat hooks.	Strip in White, Sand, Silver or Black, knob in Beech, Wengue, White, Black or Green	158.00	74.82	71.08	69.22	67.34	65.48	63.60
	MEW-3	2 3/4" 16 9/16" 3 3/16"	3 lbs.	Hook strip with three coat hooks.	Strip in White, Sand, Silver or Black, knob in Beech, Wengue, White, Black or Green	195.00	92.34	87.73	85.43	83.11	80.81	78.49
	MEW-5	2 3/4" 29 15/16" 3 3/16"	5 lbs.	Hook strip with five coat hooks.	Strip in White, Sand, Silver or Black, knob in Beech, Wengue, White, Black or Green	276.00	130.70	124.17	120.92	117.63	114.37	111.09

JUST (CONTRACT #GS-07F-0308W - SIN #337121H)

FINISH COLORS



Textured Black RAL 9005



Textured White RAL 9016



Textured Toffee RAL 1019



ADDITIONAL NOTES

Ships via UPS.

Each JUST Coat Hook Strip comes with both an end cap and a connector. Including both allows JUST to be used either as a standalone piece or in a configuration with multiple adjacent units. Wall anchors and screws are also included.

Hook positioning is adjustable on the aluminum rail for desired horizontal spacing.

Sample chips available.

LINE ART	MODEL	H x W x D	WEIGHT	DESCRIPTION	COLOR/FINISH	LIST PRICE <sup>1</sup>	GSA NET	LEVEL 1	LEVEL 2	LEVEL 3	LEVEL 4	LEVEL 5
1000	JUST-20	5" 7 7/8" 3"	1 lb.	Hook strip constructed of a textured painted aluminum plate with 2 adjustable plastic hooks.	Textured White RAL 9016, Textured Black RAL 9005 or Textured Toffee RAL 1019 with matching plastic hooks.	205.00	97.08	92.23	89.81	87.37	84.95	82.51
1000	JUST-50	5" 19 5/8" 3"	1 1/2 lbs.	Hook strip constructed of a textured painted aluminum plate with 4 adjustable plastic hooks.	Textured White RAL 9016, Textured Black RAL 9005 or Textured Toffee RAL 1019 with matching plastic hooks.	305.00	144.43	137.22	133.62	129.99	126.39	122.76
1000	JUST-90	5" 35 3/8" 3"	2 lbs.	Hook strip constructed of a textured painted aluminum plate with 6 adjustable plastic hooks.	Textured White RAL 9016, Textured Black RAL 9005 or Textured Toffee RAL 1019 with matching plastic hooks.	410.00	194.16	184.46	179.62	174.74	169.90	165.03

# K SERIES HOOK PANELS (CONTRACT #GS-07F-0308W - SIN #337121H)






## ADDITIONAL NOTES





Ships via UPS

Specify K-Series hooks separately.

TSCA Title VI Compliant.



LINE ART	MODEL	H x W x D	WEIGHT	DESCRIPTION	COLOR/FINISH	LIST PRICE ⓘ	GSA NET	LEVEL 1	LEVEL 2	LEVEL 3	LEVEL 4	LEVEL 5
	2K-21S	4" 12" 4 5/8"	3 lbs.	Hook Panel with two K-21S hooks	Silver Anodized Aluminum Hooks with Laminate Panel in Oak, Walnut, Featherstone Grey, Black, Victorian Cherry or Mahogany	172.00	81.45	77.38	75.35	73.31	71.28	69.23
	3K-21S	4" 18" 4 5/8"	4 lbs.	Hook Panel with three K-21S hooks	Silver Anodized Aluminum Hooks with Laminate Panel in Oak, Walnut, Featherstone Grey, Black, Victorian Cherry or Mahogany	245.00	116.02	110.23	107.33	104.42	101.53	98.61
	4K-21S	4" 34" 4 5/8"	5 lbs.	Hook Panel with four K-21S hooks	Silver Anodized Aluminum Hooks with Laminate Panel in Oak, Walnut, Featherstone Grey, Black, Victorian Cherry or Mahogany	317.00	150.12	142.62	138.88	135.11	131.36	127.59
	2K-55C	4" 12" 3 9/16"	3 lbs.	Hook Panel with two K-55C hooks	Polished Chrome Zinc Die Cast Hooks with Laminate Panel in Oak, Walnut, Featherstone Grey, Black, Victorian Cherry or Mahogany	153.00	72.45	68.83	67.03	65.21	63.40	61.58
	3K-55C	4" 18" 3 9/16"	4 lbs.	Hook Panel with three K-55C hooks	Polished Chrome Zinc Die Cast Hooks with Laminate Panel in Oak, Walnut, Featherstone Grey, Black, Victorian Cherry or Mahogany	224.00	106.08	100.78	98.13	95.47	92.83	90.16

	4K-55C	4" 34" 3 9/16"	5 lbs.	Hook Panel with four K-55C hooks	Polished Chrome Zinc Die Cast Hooks with Laminate Panel in Oak, Walnut, Featherstone Grey, Black, Victorian Cherry or Mahogany	286.00	135.44	128.67	125.30	121.89	118.52	115.12
	2K-55BC	4" 12" 3 9/16"	3 lbs.	Hook Panel with two K-55BC hooks	Brushed Chrome Zinc Die Cast Hooks with Laminate Panel in Oak, Walnut, Featherstone Grey, Black, Victorian Cherry or Mahogany	158.00	74.82	71.08	69.22	67.34	65.48	63.60
	3K-55BC	4" 18" 3 9/16"	4 lbs.	Hook Panel with three K-55BC hooks	Brushed Chrome Zinc Die Cast Hooks with Laminate Panel in Oak, Walnut, Featherstone Grey, Black, Victorian Cherry or Mahogany	229.00	108.44	103.03	100.32	97.60	94.90	92.17
	4K-55BC	4" 34" 3 9/16"	5 lbs.	Hook Panel with four K-55BC hooks	Brushed Chrome Zinc Die Cast Hooks with Laminate Panel in Oak, Walnut, Featherstone Grey, Black, Victorian Cherry or Mahogany	302.00	143.01	135.87	132.31	128.71	125.15	121.56



# KOBE (CONTRACT #GS-07F-0308W - SIN #337121H)

## ADDITIONAL NOTES

Ships via UPS.



LINE ART	MODEL	H x W x D	WEIGHT	DESCRIPTION	COLOR/FINISH	LIST PRICE ⓘ	GSA NET	LEVEL 1	LEVEL 2	LEVEL 3	LEVEL 4	LEVEL 5
0	KOBE-1	3 3/16" 3 13/16" 2 3/4"	1 lb.	Hook strip with single coat hook.	Black strip with ABS hook in White, Black, Silver or Red	60.00	28.41	26.99	26.29	25.57	24.86	24.15
0.0	KOBE-2	3 3/16" 10 7/16" 2 3/4"	2 lb.	Hook strip with two coat hooks.	Black strip with ABS hook in White, Black, Silver or Red	86.00	40.73	38.69	37.68	36.65	35.64	34.62
0.0.0	KOBE-3	3 3/16" 17 1/8" 2 3/4"	3 lb.	Hook strip with three coat hooks.	Black strip with ABS hook in White, Black, Silver or Red	131.00	62.04	58.94	57.39	55.83	54.29	52.73
0.0.0.0	KOBE-5	3 3/16" 30 1/2" 2 3/4"	5 lb.	Hook strip with five coat hooks.	Black strip with ABS hook in White, Black, Silver or Red	177.00	83.82	79.63	77.54	75.44	73.35	71.24

# MIRAC (CONTRACT #GS-07F-0308W - SIN #337121H)

## RAIL FINISH COLORS



Aluminum RAL  
9006

## HOOK FINISH COLORS



Chromed

## ADDITIONAL NOTES

Ships via UPS




LINE ART	MODEL	H x W x D	WEIGHT	DESCRIPTION	COLOR/FINISH	LIST PRICE ⓘ	GSA NET	LEVEL 1	LEVEL 2	LEVEL 3	LEVEL 4	LEVEL 5
	MIRAC-50	1 5/8" 19 11/16" 3 1/8"	2 lbs.	Aluminum hook rail with five chromed brass hooks.	Aluminum Ral 9006 rail with Chrome hooks	415.00	196.52	186.71	181.81	176.87	171.98	167.04

# NOMIS (CONTRACT #GS-07F-0308W - SIN #337121H)

## FINISH COLORS



Textured Black RAL  
9005





Textured Grey  
White RAL 9002

## ADDITIONAL NOTES

Ships via UPS.



LINE ART	MODEL	H x W x D	WEIGHT	DESCRIPTION	COLOR/FINISH	LIST PRICE ⓘ	GSA NET	LEVEL 1	LEVEL 2	LEVEL 3	LEVEL 4	LEVEL 5
	NOMIS-3	3 7/8" 14 3/4" 3 3/8"	3 lbs.	Painted metal hook strip with 3 integrated hooks and wood mounting backplate.	Textured Black RAL 9005 or Textured Grey White RAL 9002	410.00	194.16	184.46	179.62	174.74	169.90	165.03
	NOMIS-8	3 7/8" 39 3/8" 3 3/8"	8 lbs.	Painted metal hook strip with 8 integrated hooks and wood mounting backplate.	Textured Black RAL 9005 or Textured Grey White RAL 9002	615.00	291.23	276.69	269.43	262.11	254.86	247.54

SECOND TREE (CONTRACT #GS-07F-0308W - SIN #337121H)


FINISH COLORS



Matte Oak



Matte White RAL 9003



Satin Black RAL 9011



Textured Forge Grey

ADDITIONAL NOTES

Ships via UPS.  
SECOND TREE utilizes a wall mounted plate that the hook strip slides into.  
Sample chips available.




LINE ART	MODEL	H x W x D	WEIGHT	DESCRIPTION	COLOR/FINISH	LIST PRICE ⓘ	GSA NET	LEVEL 1	LEVEL 2	LEVEL 3	LEVEL 4	LEVEL 5
	SECOND TREE-3	5 1/8" 19" 4 3/16"	4 lbs.	Painted steel coat hook strip with three oak wood hooks.	Satin Black RAL 9011, Textured Forge Grey or Matte White RAL 9003 with Oak wood hooks.	460.00	217.83	206.95	201.53	196.05	190.62	185.15

# SHERWOOD (CONTRACT #GS-07F-0308W - SIN #337121H)

## ADDITIONAL NOTES

Ships via UPS

Hook positions are fixed.







LINE ART	MODEL	H x W x D	WEIGHT	DESCRIPTION	COLOR/FINISH	LIST PRICE ⓘ	GSA NET	LEVEL 1	LEVEL 2	LEVEL 3	LEVEL 4	LEVEL 5
	SW-M2	2 1/8" 10 5/8" 2 7/8"	1 lb.	Painted metal hook strip with two wood hooks positioned horizontally.	Backplate and stem in White or Textured Black paint, with two wood hooks in Natural Beech, White or Black painted finish	127.00	60.14	57.14	55.64	54.13	52.63	51.12
	SW-M3	3 7/8" 17 5/16" 2 7/8"	2 lbs.	Painted metal hook strip with three wood hooks. Center hook is positioned vertically, two outer hooks are positioned horizontally.	Backplate and stem in White or Textured Black paint with three wood hooks in Natural Beech, White or Black painted finish.	192.00	90.92	86.38	84.12	81.83	79.56	77.28
	SW-M5	3 7/8" 30 5/8" 2 7/8"	4 lbs.	Painted metal hook strip with five wood hooks. Hooks alternate between horizontal and vertical positioning.	Backplate and stem in White or Textured Black paint with five wood hooks in Natural Beech, White or Black painted finish.	307.00	145.38	138.12	134.50	130.84	127.22	123.57

# STAINLESS STEEL (CONTRACT #GS-07F-0308W - SIN #337121H)

## ADDITIONAL NOTES

Ships via UPS



LINE ART	MODEL	H x W x D	WEIGHT	DESCRIPTION	COLOR/FINISH	LIST PRICE <sup>i</sup>	GSA NET	LEVEL 1	LEVEL 2	LEVEL 3	LEVEL 4	LEVEL 5
	K-41ST	5 1/8" 3/4" 4"	1/2 lb.	Single hook	Stainless Steel	33.00	15.63	14.85	14.46	14.06	13.68	13.28
	2K-41ST	4" 12" 4 1/4"	3 lbs.	Two hook panel	Stainless Steel	99.00	46.88	44.54	43.37	42.19	41.03	39.85
	3K-41ST	4" 18" 4 1/4"	4 lbs.	Three hook panel	Stainless Steel	139.00	65.82	62.54	60.90	59.24	57.60	55.95
	6K-41ST	4" 36" 4 1/4"	6 lbs.	Six hook panel	Stainless Steel	205.00	97.08	92.23	89.81	87.37	84.95	82.51

# STAL (CONTRACT #GS-07F-0308W - SIN #337121H)

## FINISH COLORS



Sky White



Mineral Bronze



Stainless Steel

## ADDITIONAL NOTES

Ships via UPS.


Mounts directly to the wall with screws. Screws are included, mollies/toggle bolts not included.

Hook spacing allows for multiple units to be mounted side by side while maintaining consistent spacing.



Weight capacity of approximately 5lbs. per hook.

Stainless steel of STAL is Grade 430.

Sample chips available.



LINE ART	MODEL	H x W x D	WEIGHT	DESCRIPTION	COLOR/FINISH	LIST PRICE <sup>1</sup>	GSA NET	LEVEL 1	LEVEL 2	LEVEL 3	LEVEL 4	LEVEL 5
	STAL-1N-P	5 3/16" 3 15/16" 3 11/16"	1 lb.	Painted steel wall mounted hook with 1 double pronged hook and a single hook above.	Sky White or Mineral Bronze	75.00	35.52	33.74	32.86	31.97	31.08	30.19
	STAL-1N-SS	5 3/16" 3 15/16" 3 11/16"	1 lb.	Stainless steel wall mounted hook with 1 double pronged hook and a single hook above.	Satin Stainless with Clear Coat	83.00	39.30	37.34	36.36	35.37	34.40	33.41
	STAL-1W-P	5 1/4" 4" 3 11/16"	3 lbs.	Painted steel wall mounted hook with 1 double pronged hook and a single shelf above.	Sky White or Mineral Bronze	83.00	39.30	37.34	36.36	35.37	34.40	33.41
	STAL-1W-SS	5 1/4" 4" 3 11/16"	3 lbs.	Stainless steel wall mounted hook with 1 double pronged hook and a single shelf above.	Satin Stainless with Clear Coat	92.00	43.57	41.39	40.31	39.21	38.12	37.03
	STAL-3-P	5 1/4" 30" 3 11/16"	5 lbs.	Painted steel wall mounted hook strip with 3 double pronged hooks and a shelf above.	Sky White or Mineral Bronze	190.00	89.97	85.48	83.24	80.98	78.74	76.48
	STAL-3-SS	5 1/4" 30" 3 11/16"	5 lbs.	Stainless steel wall mounted hook strip with 3 double pronged hooks and a shelf above.	Satin Stainless with Clear Coat	245.00	116.02	110.23	107.33	104.42	101.53	98.61
	STAL-4-P	5 1/4" 40" 3 11/16"	6 lbs.	Painted steel wall mounted hook strip with 4 double pronged hooks and a shelf above.	Sky White or Mineral Bronze	210.00	99.45	94.48	92.00	89.50	87.02	84.53
	STAL-4-SS	5 1/4" 40" 3 11/16"	6 lbs.	Stainless steel wall mounted hook strip with 4 double pronged hooks and a shelf above.	Satin Stainless with Clear Coat	275.00	130.23	123.72	120.48	117.21	113.96	110.69





	STAL-5-P	5 1/4" 50" 3 11/16"	7 lbs.	Painted steel wall mounted hook strip with 5 double pronged hooks and a shelf above.	Sky White or Mineral Bronze	295.00	139.70	132.72	129.24	125.73	122.25	118.74
	STAL-5-SS	5 1/4" 50" 3 11/16"	7 lbs.	Stainless steel wall mounted hook strip with 5 double pronged hooks and a shelf above.	Satin Stainless with Clear Coat	350.00	165.74	157.47	153.34	149.17	145.04	140.88

YIN MYIW (CONTRACT #GS-07F-0308W - SIN #337121H)

ADDITIONAL NOTES

Ships via UPS

Sample chips available.











LINE ART	MODEL	H x W x D	WEIGHT	DESCRIPTION	COLOR/FINISH	LIST PRICE <sup>1</sup>	GSA NET	LEVEL 1	LEVEL 2	LEVEL 3	LEVEL 4	LEVEL 5
	MYIW-1	2 1/4" 3" 2"	2 lbs.	Hook strip with single coat hook.	White, Sand, Clay, Silver, Black, Red, or Chocolate	112.00	53.04	50.39	49.07	47.73	46.41	45.08
	MYIW-2	2 1/4" 9 13/16" 2"	3 lbs.	Hook strip with two coat hooks.	White, Sand, Clay, Silver, Black, Red, or Chocolate	149.00	70.56	67.04	65.28	63.50	61.75	59.97
	MYIW-3	2 1/4" 15 9/16" 2"	4 lbs.	Hook strip with three coat hooks.	White, Sand, Clay, Silver, Black, Red, or Chocolate	188.00	89.03	84.58	82.36	80.13	77.91	75.67
	MYIW-5	2 1/4" 32" 2"	6 lbs.	Hook strip with five coat hooks.	White, Sand, Clay, Silver, Black, Red, or Chocolate	279.00	132.12	125.52	122.23	118.91	115.62	112.30



# COAT TREES

HOME → PRODUCTS → COAT TREES




## ALOES MET (CONTRACT #GS-07F-0308W - SIN #337121H)

### ADDITIONAL NOTES

Ships via UPS

Sample chips available.





LINE ART	MODEL	H x W x D	WEIGHT	DESCRIPTION	COLOR/FINISH	LIST PRICE ⓘ	GSA NET	LEVEL 1	LEVEL 2	LEVEL 3	LEVEL 4	LEVEL 5
	MET	67" 15" round	20 lbs.	Coat tree with steel frame and 6 knobs in Beech, Wengue, White, Black or Green.	Frame in Black, Silver, White, Sand or Chocolate	595.00	281.76	267.69	260.67	253.59	246.57	239.49

## BAMBU (CONTRACT #GS-07F-0308W - SIN #337121H)

### ADDITIONAL NOTES

Ships via UPS



LINE ART	MODEL	H x W x D	WEIGHT	DESCRIPTION	COLOR/FINISH	LIST PRICE ⓘ	GSA NET	LEVEL 1	LEVEL 2	LEVEL 3	LEVEL 4	LEVEL 5
	BAMBU-01	67 11/16" 14 3/4" round	26 lbs.	Coat tree with painted aluminum post, painted steel base and 9 molded plastic hooks.	Grey Ral 7022 or Grey White Ral 9002.	1,065.00	504.33	479.14	466.58	453.90	441.34	428.66
	BAMBU-03	67 11/16" 14 3/4" round	26 lbs.	Coat tree with painted aluminum post, painted steel base, umbrella holder and 6 molded plastic hooks.	Grey Ral 7022 or Grey White Ral 9002.	1,225.00	580.10	551.13	536.67	522.10	507.64	493.06

# BRANCH (CONTRACT #GS-07F-0308W - SIN #337121H)

## FRAME FINISH COLORS



Anodized  
Aluminum



White

## BASE & HOOK FINISH COLORS



Textured Black



Textured Forge  
Grey




White

## ADDITIONAL NOTES

Ships via UPS

Sample chips available.



LINE ART	MODEL	H x W x D	WEIGHT	DESCRIPTION	COLOR/FINISH	LIST PRICE ⓘ	GSA NET	LEVEL 1	LEVEL 2	LEVEL 3	LEVEL 4	LEVEL 5
	BRANCH-01	74 7/8" 12 7/8" 12 7/8"	23 lbs.	Coat tree with 5 painted steel hooks, square base and painted or anodized aluminum post.	Base and hooks in White Gloss, Textured Black RAL 9011 or Textured Forge Grey with post in Anodized Aluminum or White Gloss	995.00	471.18	447.65	435.91	424.07	412.33	400.49

HELIX (CONTRACT #GS-07F-0308W - SIN #337121H)

FRAME FINISH COLORS



Anodized Aluminum



White

BASE & HOOK FINISH COLORS



Textured Black



Textured Forge Grey




White

ADDITIONAL NOTES

Ships via UPS  
Sample chips available.



LINE ART	MODEL	H x W x D	WEIGHT	DESCRIPTION	COLOR/FINISH	LIST PRICE ⓘ	GSA NET	LEVEL 1	LEVEL 2	LEVEL 3	LEVEL 4	LEVEL 5
	HELIX-01	70" 12 3/4" round	20 lbs.	Coat tree with painted steel base and 6 painted steel hooks and painted aluminum post.	Base and hooks in White Gloss, Satin Black RAL 9011 or Textured Forge Grey with post in Anodized Aluminum or White Gloss	1,065.00	504.33	479.14	466.58	453.90	441.34	428.66

## HULOT (CONTRACT #GS-07F-0308W - SIN #337121H)

### ADDITIONAL NOTES

Ships via UPS



LINE ART	MODEL	H x W x D	WEIGHT	DESCRIPTION	COLOR/FINISH	LIST PRICE ⓘ	GSA NET	LEVEL 1	LEVEL 2	LEVEL 3	LEVEL 4	LEVEL 5
	HULOT	68 7/8" 18 7/8" 18 7/8"	26 lbs.	Coat tree with molded plastic hooks and cast iron base.	Grey White Ral 9002 or Grey Ral 7022	1,055.00	499.60	474.64	462.20	449.64	437.19	424.64

## KOBE (CONTRACT #GS-07F-0308W - SIN #337121H)

### ADDITIONAL NOTES

Ships via UPS.



LINE ART	MODEL	H x W x D	WEIGHT	DESCRIPTION	COLOR/FINISH	LIST PRICE ⓘ	GSA NET	LEVEL 1	LEVEL 2	LEVEL 3	LEVEL 4	LEVEL 5
	KOBE PP	64 1/4" 14 3/4" round	20 lbs.	Metal coat tree with 6 ABS hooks and umbrella ring. Post color can be different than base, umbrella ring and hook support.	Post, base, umbrella ring and hook support in Silver, White, Black, Sand or Chocolate. ABS hooks in White, Black, Silver or Red.	595.00	281.76	267.69	260.67	253.59	246.57	239.49

# MIRAC (CONTRACT #GS-07F-0308W - SIN #337121H)

## POST FINISH COLORS



Silver

## BASE FINISH COLORS



Grey Cast Iron

## HOOK FINISH COLORS




Chromed

## ADDITIONAL NOTES

Ships via UPS




LINE ART	MODEL	H x W x D	WEIGHT	DESCRIPTION	COLOR/FINISH	LIST PRICE ⓘ	GSA NET	LEVEL 1	LEVEL 2	LEVEL 3	LEVEL 4	LEVEL 5
	MIRAC-10	75 3/8" 11 13/16" round	27 lbs.	Coat tree with 10 chrome knobs and cast iron base. Can be used with Mirac 6 plastic hangers.	Aluminum Ral 9006 post with Anthracite Grey Ral 7022 cast iron base and chrome hooks.	1,440.00	681.91	647.86	630.86	613.73	596.74	579.60

## PALADINO (CONTRACT #GS-07F-0308W - SIN #337121H)

### ADDITIONAL NOTES

Ships via UPS



LINE ART	MODEL	H x W x D	WEIGHT	DESCRIPTION	COLOR/FINISH	LIST PRICE ⓘ	GSA NET	LEVEL 1	LEVEL 2	LEVEL 3	LEVEL 4	LEVEL 5
	PALADINO	68 1/2" 13 11/16" round	12 lbs.	Coat tree in epoxy coated steel with round base and dark grey plastic hooks.	Dark Grey	555.00	262.82	249.69	243.15	236.54	229.99	223.39

## SECOND TREE (CONTRACT #GS-07F-0308W - SIN #337121H)

### COLUMN & BASE FINISH COLORS



Textured Black



Textured Forge Grey



Matte White

### ADDITIONAL NOTES

Ships via common carrier.

Sample chips available.




LINE ART	MODEL	H x W x D	WEIGHT	DESCRIPTION	COLOR/FINISH	LIST PRICE ⓘ	GSA NET	LEVEL 1	LEVEL 2	LEVEL 3	LEVEL 4	LEVEL 5
	SECOND TREE	74 3/4" 17 3/4" 17 3/4"	19 lbs.	Painted steel coat tree with five oak wood hooks.	Satin Black Ral 9011, Textured Forge Grey or Matte White Ral 9003 with Oak wood hooks.	1,635.00	774.26	735.59	716.29	696.84	677.54	658.09

# SHERWOOD (CONTRACT #GS-07F-0308W - SIN #337121H)

## ADDITIONAL NOTES

Ships via common carrier.

Hook positions are fixed - three vertically, three horizontally.

LINE ART	MODEL	H x W x D	WEIGHT	DESCRIPTION	COLOR/FINISH	LIST PRICE ⓘ	GSA NET	LEVEL 1	LEVEL 2	LEVEL 3	LEVEL 4	LEVEL 5
	SW-B6	64 5/8" 13 3/8" 13 3/8"	16 lbs.	Coat tree with lower half of post and base in steel. Upper half of post in wood with 6 wood hooks.	Top portion of post in Natural Beech with bottom half of post and base painted in White or Textured Black. Wood hooks in Natural Beech, White or Black paint finish.	825.00	390.68	371.17	361.43	351.62	341.88	332.06



# SLIDE (CONTRACT #GS-07F-0308W - SIN #337121H)

## FINISH COLORS2



Textured White RAL  
9016






## ADDITIONAL NOTES

Ships via common carrier.

Hooks can be adjusted from side to side and up and down.

Slide hooks can be purchased separately

Sample chips available.

LINE ART	MODEL	H x W x D	WEIGHT	DESCRIPTION	COLOR/FINISH	LIST PRICE ⓘ	GSA NET	LEVEL 1	LEVEL 2	LEVEL 3	LEVEL 4	LEVEL 5
	SLIDE G1	67 5/8" 11 3/4" round	21 lbs.	Coat tree with painted metal base and post and six white plastic hooks	Textured White RAL 9016 with matching plastic hooks.	560.00	265.19	251.94	245.34	238.67	232.06	225.40
	SLIDE G2	67 5/8" 21 1/2" 9 7/8"	30 lbs.	Coat tree with metal base and two posts each containing six white plastic hooks	Textured White RAL 9016 with matching plastic hooks.	965.00	456.98	434.15	422.77	411.28	399.90	388.41
	SLIDE G3	67 5/8" 33 3/8" 9 7/8"	45 lbs.	Coat tree with metal base and three posts each containing six white plastic hooks	Textured White RAL 9016 with matching plastic hooks.	1,390.00	658.24	625.36	608.96	592.42	576.02	559.48

# TAIGA (CONTRACT #GS-07F-0308W - SIN #337121H)

## FINISH COLORS



Grey RAL 7022





White RAL 9002

## ADDITIONAL NOTES

Ships via UPS



LINE ART	MODEL	H x W x D	WEIGHT	DESCRIPTION	COLOR/FINISH	LIST PRICE ⓘ	GSA NET	LEVEL 1	LEVEL 2	LEVEL 3	LEVEL 4	LEVEL 5
	TAIGA-01	69 3/4" 13 3/4" round	26 lbs.	Coat tree with painted steel base, aluminum painted post and 8 plastic coat hooks. Can be used with Mirac-6 plastic hangers.	Grey White Ral 9002 or Grey Ral 7022	880.00	416.73	395.91	385.53	375.06	364.67	354.20
	TAIGA-03	69 3/4" 13 3/4" round	28 lbs.	Coat tree with painted steel base, aluminum painted post, umbrella ring and 6 plastic hooks. Can be used with Mirac-6 plastic hangers.	Grey White Ral 9002 or Grey Ral 7022	1,055.00	499.60	474.64	462.20	449.64	437.19	424.64

YIN (CONTRACT #GS-07F-0308W - SIN #337121H)

FINISH COLORS



Red



White




Black

ADDITIONAL NOTES

Ships via UPS  
Sample chips available.



LINE ART	MODEL	H x W x D	WEIGHT	DESCRIPTION	COLOR/FINISH	LIST PRICE ⓘ	GSA NET	LEVEL 1	LEVEL 2	LEVEL 3	LEVEL 4	LEVEL 5
	YIN	62 1/2" 13 3/8" round	15 lbs.	Metal coat tree with 5 hooks and umbrella stand.	Red, Black or White	595.00	281.76	267.69	260.67	253.59	246.57	239.49

# COAT RACKS

HOME → PRODUCTS → COAT RACKS



# DS SERIES (CONTRACT #GS-07F-0308W - SIN #337121H)

## FINISH COLORS



Black



Medium Grey



Sandstone

## ADDITIONAL NOTES

Single sided DS units ("DSF") ship via UPS; double sided DS units ("DDF") ship via common carrier.

Hanger style units accept standard 1-1/2" open hangers, CL closed loop hangers or R1.5 receptacles with MG17PP T-Top or MG17B ball top hangers.

A maximum of 5 hangers per foot are recommended on all DS Series floor racks.











Some hanger bar deflection is possible on 5ft. units.






Designer Series racks require use of CBA caster base assembly which includes CST4 2" casters.

Sample chips available.



LINE ART	MODEL	H x W x D	WEIGHT	DESCRIPTION	COLOR/FINISH	LIST PRICE <sup>1</sup>	GSA NET	LEVEL 1	LEVEL 2	LEVEL 3	LEVEL 4	LEVEL 5
	DSF-3H	61" 36" 18 3/8"	36 lbs	Hanger Style Single Sided Floor Rack-All powder-coated steel construction with 1" stainless steel hanger bar Capacity-5 hangers per foot.	Medium Grey, Sandstone or Black	629.00	297.86	282.99	275.56	268.08	260.66	253.17
	DSF-4H	61" 48" 18 3/8"	40 lbs	Hanger Style Single Sided Floor Rack-All powder-coated steel construction with 1" stainless steel hanger bar Capacity-5 hangers per foot.	Medium Grey, Sandstone or Black	669.00	316.81	300.98	293.09	285.13	277.23	269.27
	DSF-5H	61" 60" 18 3/8"	45 lbs	Hanger Style Single Sided Floor Rack-All powder-coated steel construction with 1" stainless steel hanger bar Capacity-5 hangers per foot.	Medium Grey, Sandstone or Black	729.00	345.22	327.98	319.37	310.70	302.10	293.42
	DSF-3HA	61" 36" 18 3/8"	36 lbs	Hanger Style Single Sided Floor Rack-Powder-coated steel construction with clear anodized aluminum shelf bars and 1" stainless steel hanger bar Capacity-5 hangers per foot.	Medium Grey, Sandstone or Black frames each with Aluminum Shelf Tubes	712.00	337.17	320.33	311.93	303.45	295.05	286.58
	DSF-4HA	61" 48" 18 3/8"	40 lbs	Hanger Style Single Sided Floor Rack-Powder-coated steel construction with clear anodized aluminum shelf bars and 1" stainless steel hanger bar Capacity-5 hangers per foot.	Medium Grey, Sandstone or Black frames each with Aluminum Shelf Tubes	771.00	365.11	346.87	337.78	328.60	319.50	310.33
	DSF-5HA	61" 60" 18 3/8"	45 lbs	Hanger Style Single Sided Floor Rack-Powder-coated steel construction with clear anodized aluminum shelf bars and 1" stainless steel hanger bar Capacity-5 hangers per foot.	Medium Grey, Sandstone or Black frames each with Aluminum Shelf Tubes	839.00	397.31	377.47	367.57	357.58	347.68	337.70

	DDF-3H	61" 36" 27 3/8"	47 lbs	Hanger Style Double Sided Floor Rack-All powder-coated steel construction with 1" stainless steel hanger bar Capacity-5 hangers per foot.	Medium Grey, Sandstone or Black	969.00	458.87	435.95	424.52	412.99	401.55	390.02
	DDF-4H	61" 48" 27 3/8"	53 lbs	Hanger Style Double Sided Floor Rack-All powder-coated steel construction with 1" stainless steel hanger bar Capacity-5 hangers per foot.	Medium Grey, Sandstone or Black	1,035.00	490.13	465.65	453.43	441.12	428.90	416.59
	DDF-5H	61" 60" 27 3/8"	59 lbs	Hanger Style Double Sided Floor Rack-All powder-coated steel construction with 1" stainless steel hanger bar Capacity-5 hangers per foot.	Medium Grey, Sandstone or Black	1,116.00	528.48	502.09	488.92	475.64	462.47	449.19
	DDF-3HA	61" 36" 27 3/8"	47 lbs	Hanger Style Double Sided Floor Rack-Powder-coated steel construction with clear anodized aluminum shelf bars and 1" stainless steel hanger bar Capacity-5 hangers per foot.	Medium Grey, Sandstone or Black frames each with Aluminum Shelf Tubes	1,116.00	528.48	502.09	488.92	475.64	462.47	449.19
	DDF-4HA	61" 48" 27 3/8"	53 lbs	Hanger Style Double Sided Floor Rack-Powder-coated steel construction with clear anodized aluminum shelf bars and 1" stainless steel hanger bar Capacity-5 hangers per foot.	Medium Grey, Sandstone or Black frames each with Aluminum Shelf Tubes	1,199.00	567.79	539.43	525.28	511.01	496.87	482.60
	DDF-5HA	61" 60" 27 3/8"	59 lbs	Hanger Style Double Sided Floor Rack-Powder-coated steel construction with clear anodized aluminum shelf bars and 1" stainless steel hanger bar Capacity-5 hangers per foot.	Medium Grey, Sandstone or Black frames each with Aluminum Shelf Tubes	1,278.00	605.20	574.97	559.89	544.68	529.60	514.40
	DSF-3K	61" 36" 18 3/8"	38 lbs	Hook Style Single Sided Floor Rack-All powder-coated steel construction with 6x Charcoal Grey K-73 triple prong hooks.	Medium Grey Sandstone Black each with Charcoal Grey K-73 Hooks	702.00	332.43	315.83	307.55	299.19	290.91	282.56
	DSF-4K	61" 48" 18 3/8"	42 lbs	Hook Style Single Sided Floor Rack-All powder-coated steel construction with 8x Charcoal Grey K-73 triple prong hooks.	Medium Grey Sandstone Black each with Charcoal Grey K-73 Hooks	743.00	351.85	334.28	325.51	316.67	307.90	299.06
	DSF-5K	61" 60" 18 3/8"	47 lbs	Hook Style Single Sided Floor Rack-All powder-coated steel construction with 12x Charcoal Grey K-73 triple prong hooks.	Medium Grey Sandstone Black each with Charcoal Grey K-73 Hooks	794.00	376.00	357.22	347.85	338.40	329.03	319.59
	DSF-3KA	61" 36" 18 3/8"	38 lbs	Hook Style Single Sided Floor Rack-Powder-coated steel construction with clear anodized aluminum shelf bars and 6x Charcoal Grey K-73 triple prong hooks.	Medium Grey, Sandstone or Black frames each with aluminum Shelf Tubes and Charcoal Grey K-73 Hooks	794.00	376.00	357.22	347.85	338.40	329.03	319.59

	DSF-4KA	61" 48" 18 3/8"	42 lbs	Hook Style Single Sided Floor Rack-Powder-coated steel construction with clear anodized aluminum shelf bars and 8x Charcoal Grey K-73 triple prong hooks.	Medium Grey, Sandstone or Black frames each with Aluminum Shelf Tubes and Charcoal Grey K-73 Hooks	855.00	404.89	384.66	374.58	364.40	354.31	344.14
	DSF-5KA	61" 60" 18 3/8"	47 lbs	Hook Style Single Sided Floor Rack-Powder-coated steel construction with clear anodized aluminum shelf bars and 12x Charcoal Grey K-73 triple prong hooks.	Medium Grey, Sandstone or Black frames each with Aluminum Shelf Tubes and Charcoal Grey K-73 Hooks	923.00	437.09	415.26	404.37	393.38	382.49	371.51
	CBA-36	Add 3" to height of rack 34" N/A	9 lbs.	Set of 4-2 1/2" Double wheel locking casters with Spacer Bar and Shock Bracing. For Models DSF-3 and DDF-3 use CBA-36. Specify whether a Single (DSF) or Double(DDF) is needed.	Medium Grey, Sandstone, Black with Black Casters	182.00	86.19	81.88	79.73	77.57	75.42	73.26
	CBA-48	Add 3" to height of rack 46" N/A	10 lbs.	Set of 4-2 1/2" Double wheel locking casters with Spacer Bar and Shock Bracing. For Models DSF-4 and DDF-4 use CBA-48. Specify whether a Single (DSF) or Double(DDF) is needed.	Medium Grey Sandstone Black with Black Casters	194.00	91.87	87.28	84.99	82.68	80.39	78.09
	CBA-60	Add 3" to height of rack 58" N/A	11 lbs.	Set of 4-2 1/2" Double wheel locking casters with Spacer Bar and Shock Bracing. For Models DSF-5 and DDF-5 use Model CBA-60. Specify whether a Single (DSF) or Double(DDF) is needed.	Medium Grey Sandstone Black with Black Casters	213.00	100.87	95.83	93.32	90.78	88.27	85.73

# DS SERIES WALL RACKS (CONTRACT #GS-07F-0308W - SIN #337121H)

## FINISH COLORS



Black



Lunar White



Medium Grey



Sandstone



Bronze Metallic










## ADDITIONAL NOTES

Ships via UPS.













Hanger style units (DS-H) accept standard 1-1/2" open hangers, CL closed loop hangers or R1.5 receptacles with MG17 PP T-Top or MG17B ball top hangers.













A maximum of 5 hangers per foot are recommended on all DS Series wall racks.










LINE ART	MODEL	H x W x D	WEIGHT	DESCRIPTION	COLOR/FINISH	LIST PRICE <sup>1</sup>	GSA NET	LEVEL 1	LEVEL 2	LEVEL 3	LEVEL 4	LEVEL 5
	DS-2H	6 1/2" 24" 11 1/2"	8 lbs.	All powder-coated steel rack with stainless steel 1" hanger bar. Capacity-5 hangers per foot.	Medium Grey, Sandstone, Black, Lunar White or Bronze Metallic	227.00	107.50	102.13	99.45	96.75	94.07	91.37
	DS-3H	6 1/2" 36" 11 1/2"	11 lbs.	All powder-coated steel rack with stainless steel 1" hanger bar. Capacity-5 hangers per foot.	Medium Grey, Sandstone, Black, Lunar White or Bronze Metallic	273.00	129.28	122.82	119.60	116.35	113.13	109.88
	DS-4H	6 1/2" 48" 11 1/2"	13 lbs.	All powder-coated steel rack with stainless steel 1" hanger bar. Capacity-5 hangers per foot.	Medium Grey, Sandstone, Black, Lunar White or Bronze Metallic	296.00	140.17	133.17	129.68	126.16	122.66	119.14
	DS-5H	6 1/2" 60" 11 1/2"	15 lbs.	All powder-coated steel rack with stainless steel 1" hanger bar. Capacity-5 hangers per foot.	Medium Grey, Sandstone, Black, Lunar White or Bronze Metallic	367.00	173.79	165.11	160.78	156.42	152.08	147.72
	DS-6H	6 1/2" 72" 11 1/2"	17 lbs.	All powder-coated steel rack with stainless steel 1" hanger bar. Capacity-5 hangers per foot.	Medium Grey, Sandstone, Black, Lunar White or Bronze Metallic	427.00	202.21	192.11	187.07	181.99	176.95	171.87
	DS-2HA	6 1/2" 24" 11 1/2"	6 lbs.	Powder-coated steel brackets with clear anodized aluminum shelf tubes and a stainless steel 1" hanger bar. Capacity-5 hangers per foot.	Medium Grey, Sandstone, Black, Lunar White or Bronze Metallic	248.00	117.44	111.58	108.65	105.70	102.77	99.82
	DS-3HA	6 1/2" 36" 11 1/2"	9 lbs.	Powder-coated steel brackets with clear anodized aluminum shelf tubes and a stainless steel 1" hanger bar. Capacity-5 hangers per foot.	Medium Grey, Sandstone, Black, Lunar White or Bronze Metallic	288.00	136.38	129.57	126.17	122.75	119.35	115.92
	DS-4HA	6 1/2" 48" 11 1/2"	10 lbs.	Powder-coated steel brackets with clear anodized aluminum shelf tubes and a stainless steel 1" hanger bar. Capacity-5 hangers per foot.	Medium Grey, Sandstone, Black, Lunar White or Bronze Metallic	320.00	151.54	143.97	140.19	136.38	132.61	128.80
	DS-5HA	6 1/2" 60" 11 1/2"	13 lbs.	Powder-coated steel brackets with clear anodized aluminum shelf tubes and a stainless steel 1" hanger bar. Capacity-5 hangers per foot.	Medium Grey, Sandstone, Black, Lunar White or Bronze Metallic	422.00	199.84	189.86	184.88	179.86	174.88	169.86



	DS-6HA	6 1/2" 72" 11 1/2"	15 lbs.	Powder-coated steel brackets with clear anodized aluminum shelf tubes and a stainless steel 1" hanger bar. Capacity-5 hangers per foot.	Medium Grey, Sandstone, Black, Lunar White or Bronze Metallic	467.00	221.15	210.10	204.59	199.04	193.52	187.97
	DS-2HO	6 1/2" 24" 11 1/2"	6 lbs.	Powder-coated steel brackets with natural oak shelf tubes and a stainless steel 1" hanger bar. Capacity-5 hangers per foot.	Medium Grey, Sandstone, Black, Lunar White or Bronze Metallic	248.00	117.44	111.58	108.65	105.70	102.77	99.82
	DS-3HO	6 1/2" 36" 11 1/2"	9 lbs.	Powder-coated steel brackets with natural oak shelf tubes and a stainless steel 1" hanger bar. Capacity-5 hangers per foot.	Medium Grey, Sandstone, Black, Lunar White or Bronze Metallic	347.00	164.32	156.12	152.02	147.89	143.80	139.67
	DS-4HO	6 1/2" 48" 11 1/2"	10 lbs.	Powder-coated steel brackets with natural oak shelf tubes and a stainless steel 1" hanger bar. Capacity-5 hangers per foot.	Medium Grey, Sandstone, Black, Lunar White or Bronze Metallic	387.00	183.26	174.11	169.54	164.94	160.37	155.77
	DS-5HO	6 1/2" 60" 11 1/2"	13 lbs.	Powder-coated steel brackets with natural oak shelf tubes and a stainless steel 1" hanger bar. Capacity-5 hangers per foot.	Medium Grey, Sandstone, Black, Lunar White or Bronze Metallic	515.00	243.88	231.70	225.62	219.49	213.42	207.29
	DS-6HO	6 1/2" 72" 11 1/2"	15 lbs.	Powder-coated steel brackets with natural oak shelf tubes and a stainless steel 1" hanger bar. Capacity-5 hangers per foot.	Medium Grey, Sandstone, Black, Lunar White or Bronze Metallic	550.00	260.45	247.45	240.96	234.41	227.92	221.38
	DS-2K	6 1/2" 24" 11 1/2"	8 lbs.	All powder-coated steel rack with 4x Charcoal Grey K-73 powder coated triple prong hooks.	Medium Grey, Sandstone, Black, Lunar White or Bronze Metallic	248.00	117.44	111.58	108.65	105.70	102.77	99.82
	DS-3K	6 1/2" 36" 11 1/2"	10 lbs.	All powder-coated steel rack with 6x Charcoal Grey K-73 powder coated triple prong hooks.	Medium Grey, Sandstone, Black, Lunar White or Bronze Metallic	288.00	136.38	129.57	126.17	122.75	119.35	115.92
	DS-4K	6 1/2" 48" 11 1/2"	12 lbs.	All powder-coated steel rack with 8x Charcoal Grey K-73 powder coated triple prong hooks.	Medium Grey, Sandstone, Black, Lunar White or Bronze Metallic	341.00	161.48	153.42	149.39	145.33	141.31	137.25
	DS-5K	6 1/2" 60" 11 1/2"	14 lbs.	All powder-coated steel rack with 12x Charcoal Grey K-73 powder coated triple prong hooks.	Medium Grey, Sandstone, Black, Lunar White or Bronze Metallic	401.00	189.89	180.41	175.68	170.91	166.17	161.40
	DS-6K	6 1/2" 72" 11 1/2"	16 lbs.	All powder-coated steel rack with 16x Charcoal Grey K-73 powder coated triple prong hooks.	Medium Grey, Sandstone, Black, Lunar White or Bronze Metallic	479.00	226.83	215.50	209.85	204.15	198.50	192.80
	DS-2KA	6 1/2" 24" 11 1/2"	6 lbs.	Powder-coated steel brackets with clear anodized aluminum shelf tubes and 4x Charcoal Grey K-73 powder coated triple prong hooks.	Medium Grey, Sandstone, Black, Lunar White or Bronze Metallic	273.00	129.28	122.82	119.60	116.35	113.13	109.88

	DS-3KA	6 1/2" 36" 11 1/2"	7 lbs.	Powder-coated steel brackets with clear anodized aluminum shelf tubes and 6x Charcoal Grey K-73 powder coated triple prong hooks.	Medium Grey, Sandstone, Black, Lunar White or Bronze Metallic	320.00	151.54	143.97	140.19	136.38	132.61	128.80
	DS-4KA	6 1/2" 48" 11 1/2"	8 lbs.	Powder-coated steel brackets with clear anodized aluminum shelf tubes and 8x Charcoal Grey K-73 powder coated triple prong hooks.	Medium Grey, Sandstone, Black, Lunar White or Bronze Metallic	367.00	173.79	165.11	160.78	156.42	152.08	147.72
	DS-5KA	6 1/2" 60" 11 1/2"	12 lbs.	Powder-coated steel brackets with clear anodized aluminum shelf tubes and 12x Charcoal Grey K-73 powder coated triple prong hooks.	Medium Grey, Sandstone, Black, Lunar White or Bronze Metallic	428.00	202.68	192.56	187.51	182.41	177.36	172.27
	DS-6KA	6 1/2" 72" 11 1/2"	14 lbs.	Powder-coated steel brackets with clear anodized aluminum shelf tubes and 16x Charcoal Grey K-73 powder coated triple prong hooks.	Medium Grey, Sandstone, Black, Lunar White or Bronze Metallic	550.00	260.45	247.45	240.96	234.41	227.92	221.38
	DS-2U	6 1/2" 24" 11 1/2"	6 lbs.	All powder-coated steel rack.	Medium Grey, Sandstone, Black, Lunar White or Bronze Metallic	169.00	80.03	76.03	74.04	72.03	70.03	68.02
	DS-3U	6 1/2" 36" 11 1/2"	8 lbs.	All powder-coated steel rack.	Medium Grey, Sandstone, Black, Lunar White or Bronze Metallic	214.00	101.34	96.28	93.75	91.21	88.68	86.14
	DS-4U	6 1/2" 48" 11 1/2"	10 lbs.	All powder-coated steel rack.	Medium Grey, Sandstone, Black, Lunar White or Bronze Metallic	281.00	133.07	126.42	123.11	119.76	116.45	113.10
	DS-5U	6 1/2" 60" 11 1/2"	12 lbs.	All powder-coated steel rack.	Medium Grey, Sandstone, Black, Lunar White or Bronze Metallic	315.00	149.17	141.72	138.00	134.25	130.54	126.79
	DS-6U	6 1/2" 72" 11 1/2"	15 lbs.	All powder-coated steel rack.	Medium Grey, Sandstone, Black, Lunar White or Bronze Metallic	347.00	164.32	156.12	152.02	147.89	143.80	139.67
	DS-2UA	6 1/2" 24" 11 1/2"	4 lbs.	Powder-coated steel brackets with clear anodized aluminum shelf tubes.	Medium Grey, Sandstone, Black, Lunar White or Bronze Metallic	189.00	89.50	85.03	82.80	80.55	78.32	76.07
	DS-3UA	6 1/2" 36" 11 1/2"	5 lbs.	Powder-coated steel brackets with clear anodized aluminum shelf tubes.	Medium Grey, Sandstone, Black, Lunar White or Bronze Metallic	248.00	117.44	111.58	108.65	105.70	102.77	99.82
	DS-4UA	6 1/2" 48" 11 1/2"	6 lbs.	Powder-coated steel brackets with clear anodized aluminum shelf tubes.	Medium Grey, Sandstone, Black, Lunar White or Bronze Metallic	299.00	141.59	134.52	130.99	127.43	123.91	120.35

	DS-5UA	6 1/2" 60" 11 1/2"	11 lbs.	Powder-coated steel brackets with clear anodized aluminum shelf tubes.	Medium Grey, Sandstone, Black, Lunar White or Bronze Metallic	367.00	173.79	165.11	160.78	156.42	152.08	147.72
	DS-6UA	6 1/2" 72" 11 1/2"	14 lbs.	Powder-coated steel brackets with clear anodized aluminum shelf tubes.	Medium Grey, Sandstone, Black, Lunar White or Bronze Metallic	394.00	186.58	177.26	172.61	167.92	163.27	158.59
	DS-2UO	6 1/2" 24" 11 1/2"	4 lbs.	Powder-coated steel brackets with natural oak shelf tubes.	Medium Grey, Sandstone, Black, Lunar White or Bronze Metallic	214.00	101.34	96.28	93.75	91.21	88.68	86.14
	DS-3UO	6 1/2" 36" 11 1/2"	5 lbs.	Powder-coated steel brackets with natural oak shelf tubes.	Medium Grey, Sandstone, Black, Lunar White or Bronze Metallic	261.00	123.60	117.42	114.34	111.24	108.16	105.05
	DS-4UO	6 1/2" 48" 11 1/2"	6 lbs.	Powder-coated steel brackets with natural oak shelf tubes.	Medium Grey, Sandstone, Black, Lunar White or Bronze Metallic	320.00	151.54	143.97	140.19	136.38	132.61	128.80
	DS-5UO	6 1/2" 60" 11 1/2"	11 lbs.	Powder-coated steel brackets with natural oak shelf tubes.	Medium Grey, Sandstone, Black, Lunar White or Bronze Metallic	401.00	189.89	180.41	175.68	170.91	166.17	161.40
	DS-6UO	6 1/2" 72" 11 1/2"	14 lbs.	Powder-coated steel brackets with natural oak shelf tubes.	Medium Grey, Sandstone, Black, Lunar White or Bronze Metallic	479.00	226.83	215.50	209.85	204.15	198.50	192.80

# MEGA RAK (CONTRACT #GS-07F-0308W - SIN #337121H)

## FINISH COLORS



Charcoal Grey







## ADDITIONAL NOTES

Ships via common carrier.

Junior height (48" High) available for all Mega Rak models. Specify "Junior Height" on purchase order. Additional charge of \$79.00 net per unit applies.

Sample chips available.

LINE ART	MODEL	H x W x D	WEIGHT	DESCRIPTION	COLOR/FINISH	LIST PRICE <sup>1</sup>	GSA NET	LEVEL 1	LEVEL 2	LEVEL 3	LEVEL 4	LEVEL 5
	MR-801H	81" Closed 60"Open 25" 18" Closed 97" Open	99 lbs.	Hanger style folding rack with wire grid shelves on 4" ball bearing locking casters. Holds up to 100 coats. Use with MG-17PM, any 1-1/2" open hook or mini hook hangers.	Charcoal Grey Frame with Medium Grey Shelf	2,245.00	1,063.12	1,010.03	983.53	956.82	930.33	903.61
	MR-801K	81" Closed 60"Open 25" 18" Closed 97" Open	125 lbs.	Hook style folding rack with wire grid shelves on 4" ball bearing locking casters. Comes complete with 48K-73 triple prong hooks, capacity 144 coats	Charcoal Grey Frame with Medium Grey Shelf	2,510.00	1,188.61	1,129.25	1,099.63	1,069.76	1,040.14	1,010.28
	MR-611H	81" Closed 60"Open 25" 18" Closed 72" Open	107 lbs.	Hanger style folding rack with 1" stainless steel hanger bars on 4" ball bearing locking casters. Holds up to 72 coats. Use with MG-17PH or any standard 1-1/2" open hook hanger.	Black	2,155.00	1,020.50	969.53	944.11	918.46	893.03	867.39
	MR-611K	81" Closed 60"Open 25" 18" Closed 72" Open	120 lbs.	Hook style folding rack, on 4" ball bearing locking casters. Comes complete with 40K-73 triple prong hooks, capacity 120 coats.	Black	2,245.00	1,063.12	1,010.03	983.53	956.82	930.33	903.61
	MR-UMB	10" 10" 3"	5 lbs.	Set of 2 umbrella holders which attach to the frame capacity 6 umbrellas	Charcoal Grey	99.00	46.88	44.54	43.37	42.19	41.03	39.85
	MR-HC	N/A		Set of 4 hooks to store hangers on Mega Rak. Must be used with MG17OHN hangers only. Must be ordered at same time as Mega Rak unit.	Chrome	75.00	35.52	33.74	32.86	31.97	31.08	30.19

# OFFICE RAK (CONTRACT #GS-07F-0308W - SIN #337121H)

## FINISH COLORS



Black



Medium Grey



Sandstone

## ADDITIONAL NOTES

Ships via UPS

Office Rak can be adapted for use with CST4 casters.

Office Rak is standard with MG17PM Charcoal Grey hangers.

Sample chips available.



LINE ART	MODEL	H x W x D	WEIGHT	DESCRIPTION	COLOR/FINISH	LIST PRICE	GSA NET	LEVEL 1	LEVEL 2	LEVEL 3	LEVEL 4	LEVEL 5
	OR-2A	60" 24" 18"	40 lbs	Single sided coat rack with hanger spacers, two lower umbrella holders and a top and bottom shelf. Includes 8x Charcoal Grey MG17PM hangers.	Black, Medium Grey, Sandstone	830.00	393.05	373.42	363.62	353.75	343.95	334.08
	OR-3A	60" 36" 18"	45 lbs	Single sided coat rack with hanger spacers, two lower umbrella holders and a top and bottom shelf. Includes 12x Charcoal Grey MG17PM hangers.	Black, Medium Grey, Sandstone	915.00	433.30	411.66	400.86	389.97	379.18	368.29
	OR-4A	60" 48" 18"	51 lbs	Single sided coat rack with hanger spacers, two lower umbrella holders and a top and bottom shelf. Includes 16x Charcoal Grey MG17PM hangers.	Black, Medium Grey, Sandstone	955.00	452.24	429.65	418.39	407.02	395.75	384.39
	OR-2B	60" 24" 18"	33 lbs	Single sided coat rack with a top shelf. Includes 8x Charcoal Grey MG17PM hangers.	Black, Medium Grey, Sandstone	630.00	298.34	283.44	276.00	268.51	261.07	253.58
	OR-3B	60" 36" 18"	35 lbs	Single sided coat rack with a top shelf. Includes 12x Charcoal Grey MG17PM hangers.	Black, Medium Grey, Sandstone	670.00	317.28	301.43	293.53	285.55	277.65	269.68
	OR-4B	60" 48" 18"	40 lbs	Single sided coat rack with a top shelf. Includes 16x Charcoal Grey MG17PM hangers.	Black, Medium Grey, Sandstone	750.00	355.16	337.43	328.58	319.65	310.80	301.88

# RAP RAK (CONTRACT #GS-07F-0308W - SIN #337121H)

## FINISH COLORS



Black



Medium Grey



Sandstone

## ADDITIONAL NOTES

Ships via UPS

Hanger capacity 40-48 coats or use with KSF-4

Rap Rak units accept theft deterrent MG17PM hangers or any standard 1-1/2" open hook or 5/8" mini hook hangers.

Sample chips available.






LINE ART	MODEL	H x W x D	WEIGHT	DESCRIPTION	COLOR/FINISH	LIST PRICE	GSA NET	LEVEL 1	LEVEL 2	LEVEL 3	LEVEL 4	LEVEL 5
	RR-4F	60" 48" 23"	39 lbs	Double Sided Floor Rack	Black, Medium Grey or Sandstone	760.00	359.90	341.92	332.96	323.91	314.94	305.90
	RR4F-HD	60" 48" 23"	39 lbs	Heavy Duty Double Sided Floor Rack with upper and lower spacer bars	Black	800.00	378.84	359.92	350.48	340.96	331.52	322.00
	RR-4J	48" 48" 23"	39 lbs	Double Sided Floor Rack-Junior Height	Black, Medium Grey or Sandstone	760.00	359.90	341.92	332.96	323.91	314.94	305.90
	KSF-4	3 1/4" 46" 2 1/2"	9 lbs	Two 4 ft. Hook Rails with 10 K-73 Triple Prong Hooks-30 capacity for use with RR-4F or RR-4J only	Medium Grey, Black or Sandstone Rail w/Charcoal Grey Hooks	195.00	92.34	87.73	85.43	83.11	80.81	78.49

## TERTIO (CONTRACT #GS-07F-0308W - SIN #337121H)

### ADDITIONAL NOTES

Ships via common carrier.



LINE ART	MODEL	H x W x D	WEIGHT	DESCRIPTION	COLOR/FINISH	LIST PRICE ⓘ	GSA NET	LEVEL 1	LEVEL 2	LEVEL 3	LEVEL 4	LEVEL 5
	T-EV/K-100	66 15/16" 39 3/8" 23 5/8"	39 lbs.	Single Sided Floor Rack-Powder-coated frames with satin anodized aluminum shelf, includes 10 hangers	Dark Grey with Satin Aluminum	2,555.00	1,209.92	1,149.49	1,119.35	1,088.94	1,058.79	1,028.39
	T-DV/K-100	66 15/16" 39 3/8" 40 3/16"	47 lbs.	Double Sided Floor Rack-Powder-coated frames with satin anodized aluminum shelf, includes 20 hangers	Dark Grey with Satin Aluminum	3,530.00	1,671.64	1,588.15	1,546.49	1,504.49	1,462.83	1,420.83
	T-UMB-100	19 11/16" 39 3/8" 5 9/16"	15 lbs.	Umbrella Stand which integrates into the EV model complete with drip tray and rubber mat.	Satin Anodized Aluminum	920.00	435.67	413.91	403.05	392.10	381.25	370.30

## TERTIO W/K (CONTRACT #GS-07F-0308W - SIN #337121H)

### ADDITIONAL NOTES

Ships via UPS




LINE ART	MODEL	H x W x D	WEIGHT	DESCRIPTION	COLOR/FINISH	LIST PRICE ⓘ	GSA NET	LEVEL 1	LEVEL 2	LEVEL 3	LEVEL 4	LEVEL 5
	T-W/K-100	11 13/16" 39 3/8" 21 1/4"	12 lbs.	Wall rack with powder coated brackets and satin anodized aluminum shelf. Includes 10 hangers	Dark Grey with Satin Aluminum	1,205.00	570.63	542.13	527.91	513.57	499.35	485.01

# COAT HANGERS

---

HOME → PRODUCTS → COAT HANGERS







# HANGER RECEPTACLES (CONTRACT #GS-07F-0308W - SIN #337121H)

## ADDITIONAL NOTES

Ships via UPS













LINE ART	MODEL	H x W x D	WEIGHT	DESCRIPTION	COLOR/FINISH	LIST PRICE ⓘ	GSA NET	LEVEL 1	LEVEL 2	LEVEL 3	LEVEL 4	LEVEL 5
	R1.5	2 1/2" 1 15/16" 1/2"	1/4 lb.	Receptacle for 1 1/4" O.D. hanger rod	Plated steel	13.00	6.16	5.85	5.70	5.54	5.39	5.23
	SR.34	2 3/16" 7/8" 7/8"	1/4 lb.	Receptacle for 3/4" square tube	Black or Charcoal Grey	15.00	7.10	6.75	6.57	6.39	6.22	6.04









# MOLDED POLYSTYRENE HANGERS (CONTRACT #GS-07F-0308W - SIN #337121H)

## ADDITIONAL NOTES

Ships via UPS



LINE ART	MODEL	H x W x D	WEIGHT	DESCRIPTION	COLOR/FINISH	LIST PRICE ⓘ	GSA NET	LEVEL 1	LEVEL 2	LEVEL 3	LEVEL 4	LEVEL 5
	MG-17PM	8 7/8" 17" 3/4"	1/4 lb.	Slotted plastic anti-theft design 1 ea	Black, Charcoal Grey	23.00	10.89	10.35	10.08	9.80	9.53	9.26
	MG-17PM-6	8 7/8" 17" 3/4"	3 lbs.	Slotted plastic anti-theft design 6 pk	Black, Charcoal Grey	85.00	40.25	38.24	37.24	36.23	35.22	34.21
	MG-17PM-24	8 7/8" 17" 3/4"	8 lbs.	Slotted plastic anti-theft design 24 pk	Black, Charcoal Grey	235.00	111.28	105.73	102.95	100.16	97.38	94.59
	MG-17PM-100	8 7/8" 17" 3/4"	30 lbs.	Slotted plastic anti-theft design 100 pk	Black, Charcoal Grey	875.00	414.36	393.66	383.34	372.93	362.60	352.19
	MG-17PH	9" 17" 3/4"	1/4 lb.	Open hook polystyrene 1 pk	Black, Charcoal Grey	23.00	10.89	10.35	10.08	9.80	9.53	9.26
	MG-17PH-6	9" 17" 3/4"	3 lbs.	Open hook polystyrene 6 pk	Black, Charcoal Grey	85.00	40.25	38.24	37.24	36.23	35.22	34.21
	MG-17PH-24	9" 17" 3/4"	8 lbs.	Open hook polystyrene 24 pk	Black, Charcoal Grey	235.00	111.28	105.73	102.95	100.16	97.38	94.59
	MG-17PH-100	9" 17" 3/4"	30 lbs.	Open hook polystyrene 100 pk	Black, Charcoal Grey	875.00	414.36	393.66	383.34	372.93	362.60	352.19
	MG-17PS	7 7/8" 17" 3/4"	1/4 lb.	Mini hook polystyrene 1 ea	Black, Charcoal Grey	23.00	10.89	10.35	10.08	9.80	9.53	9.26
	MG-17PS-6	7 7/8" 17" 3/4"	3 lbs.	Mini hook polystyrene 6 pk	Black, Charcoal Grey	85.00	40.25	38.24	37.24	36.23	35.22	34.21

	MG-17PS-24	7 7/8" 17" 3/4"	8 lbs.	Mini hook polystyrene 24 pk	Black, Charcoal Grey	235.00	111.28	105.73	102.95	100.16	97.38	94.59
	MG-17PS-100	7 7/8" 17" 3/4"	30 lbs.	Mini hook polystyrene 100 pk	Black, Charcoal Grey	875.00	414.36	393.66	383.34	372.93	362.60	352.19
	MG-17PX	6 7/8" 17" 3/4"	1/4 lb.	T-top polystyrene hanger for use with SR34 Hanger Receptacle. Quantity of 1.	Black, Charcoal Grey	23.00	10.89	10.35	10.08	9.80	9.53	9.26
	MG-17PX-24	6 7/8" 17" 3/4"	8 lbs.	T-top polystyrene hanger for use with SR34 Hanger Receptacle. Quantity of 24.	Black, Charcoal Grey	235.00	111.28	105.73	102.95	100.16	97.38	94.59
	MG-17PX-100	6 7/8" 17" 3/4"	30 lbs.	T-top polystyrene hanger for use with SR34 Hanger Receptacle. Quantity of 100.	Black, Charcoal Grey	875.00	414.36	393.66	383.34	372.93	362.60	352.19
	MG-17PP	6 7/8" 17" 3/4"	1/4 lb.	T-top polystyrene hanger for use with R1.5 Hanger Receptacle. Quantity of 1.	Black, Charcoal Grey	23.00	10.89	10.35	10.08	9.80	9.53	9.26
	MG-17PP-24	6 7/8" 17" 3/4"	8 lbs.	T-top polystyrene hanger for use with R1.5 Hanger Receptacle. Quantity of 24.	Black, Charcoal Grey	235.00	111.28	105.73	102.95	100.16	97.38	94.59
	MG-17PP-100	6 7/8" 17" 3/4"	30 lbs.	T-top polystyrene hanger for use with R1.5 Hanger Receptacle. Quantity of 100.	Black, Charcoal Grey	875.00	414.36	393.66	383.34	372.93	362.60	352.19

# STEEL HANGERS (CONTRACT #GS-07F-0308W - SIN #337121H)

## ADDITIONAL NOTES

Ships via UPS



LINE ART	MODEL	H x W x D	WEIGHT	DESCRIPTION	COLOR/FINISH	LIST PRICE ⓘ	GSA NET	LEVEL 1	LEVEL 2	LEVEL 3	LEVEL 4	LEVEL 5
	MG-17OHN	7 5/8" 17" 1/8"	1/4 lb.	Wire open hook 1 ea	Silver	17.00	8.05	7.65	7.45	7.25	7.04	6.84
	MG-17OHN-50	7 5/8" 17" 1/8"	18 lbs.	Wire open hook 50 pk	Silver	440.00	208.36	197.96	192.76	187.53	182.34	177.10
	MG-17CL	7 5/8" 17" 1/8"	1/4 lb.	Wire closed loop hanger 1 ea	Silver	17.00	8.05	7.65	7.45	7.25	7.04	6.84
	MG-17CL-50	7 5/8" 17" 1/8"	18 lbs.	Wire closed loop hanger 50 pk	Silver	440.00	208.36	197.96	192.76	187.53	182.34	177.10