



PIC Planters



PIC-30 & PIC-45R Specifications

Model	H x W x D	Shipping Weight	Product Description	Color / Finishes
PIC-30-PL	13 3/8" x 11 7/8" x 11 7/8"	11 lbs.	Indoor single compartment painted steel square planter with internal liner and removable top.	White, Silver or Black Grey Body White, Silver, Black Grey, Blue, Green, Red, or Yellow Top
PIC-2x30-PL-PL	13 3/8" x 23 5/8" x 11 7/8"	23 lbs.	Indoor double compartment painted steel square planter with two internal liners and removable tops.	White, Silver or Black Grey Body White, Silver, Black Grey, Blue, Green, Red, or Yellow Top
PIC-3x30-PL-PL-PL	13 3/8" x 35 5/16" x 11 7/8"	31 lbs.	Indoor triple compartment painted steel square planter with three internal liners and removable tops.	White, Silver or Black Grey Body White, Silver, Black Grey, Blue, Green, Red, or Yellow Top
PIC-45R-PL	13 3/8" x 17 11/16" x 11 7/8"	14 lbs.	Indoor single compartment painted steel square planter with internal liner and removable top.	White, Silver or Black Grey Body White, Silver, Black Grey, Blue, Green, Red, or Yellow Top
PIC-2x45R-PL-PL	13 3/8" x 35 5/16" x 11 7/8"	25 lbs.	Indoor single compartment painted steel square planter with internal liner and removable top.	White, Silver or Black Grey Body White, Silver, Black Grey, Blue, Green, Red, or Yellow Top




PIC-60 & PIC-90R Specifications

PIC-60-PL	26 15/16" x 11 7/8" x 11 7/8"	15 lbs.	Indoor single compartment painted steel square planter with internal liner and removable top.	White, Silver or Black Grey Body White, Silver, Black Grey, Blue, Green, Red, or Yellow Top
PIC-2x60-PL-PL	26 15/16" x 23 5/8" x 11 7/8"	31 lbs.	Indoor double compartment painted steel square planter with two internal liners and removable tops.	White, Silver or Black Grey Body White, Silver, Black Grey, Blue, Green, Red, or Yellow Top
PIC-3x60-PL-PL-PL	26 15/16" x 35 5/16" x 11 7/8"	50 lbs.	Indoor triple compartment painted steel square planter with three internal liners and removable tops.	White, Silver or Black Grey Body White, Silver, Black Grey, Blue, Green, Red, or Yellow Top
PIC-90R-PL	26 15/16" x 17 11/16" x 11 7/8"	22 lbs.	Indoor single compartment painted steel rectangular planter with internal liner and removable top.	White, Silver or Black Grey Body White, Silver, Black Grey, Blue, Green, Red, or Yellow Top
PIC-2x90R-PL-PL	26 15/16" x 35 5/16" x 11 7/8"	50 lbs.	Indoor double compartment painted steel rectangular planter with two internal liners and removable tops.	White, Silver or Black Grey Body White, Silver, Black Grey, Blue, Green, Red, or Yellow Top

Finish Colors


PIC Body Finish Colors:



White




Silver



Black Grey

PIC Top Finish Colors:



White



Silver



Black Grey



Blue



Green



Red



Yellow

PIC can be configured as a waste receptacle, a planter or a waste receptacle and planter combo.

